

JAGUAR

Is OS X 10.2 the King of the Jungle or an Endangered Species? Read Our Exclusive Review, page 60



www.macworld.com

The Mac Product Experts

October 2002

Macworld


G4²

Apple's One-Two Power Mac Punch

- Dual Processors, Up to 1.25GHz
- Fast Double Data Rate RAM
- Dual Level 3 Cache
- Dual ATA Buses for Super Storage
- Support for Dual Digital Flat Panels
- Two Optical-Drive Bays



Plus | Top E-mail Programs | Dreamweaver and Fireworks MX | Portable Projectors



HACKERS BEGONE!

Protect Your OS X Mac from Crooks and Spies, page 52

"Upgrade." The understatement of the

Presenting Mac® OS X v10.2.
With over 150 new features
and enhancements, the
world's most friendly and
sophisticated operating
system is now even more so.

iChat. Chat with your friends
in real time using Apple's AOL-
compatible instant messaging.

Address Book. Enter
all of your contact
information just one time
and access it from other
applications with ease.




year.

Sherlock. Search the Web for stock quotes, maps, restaurants and more, all without opening a browser.

Mail. Control all your email accounts from one inbox. A new breakthrough filter eliminates junk mail before you ever see it.





Shopping List



Household Articles

DISHWASHING LIQUID ✓

SOAP ✓

TOILET PAPER ✓

Meats and Poultry

CHICKEN WINGS

~~BACON~~

ROAST BEEF ✓

Fruits and Vegetables

POTATOES ✓

CARROTS ✓

WATERMELON ✓

Desserts

COOKIES ✓

ICE CREAM ✓

You'll want to design everything.



Nothing will be safe. Not a memo. Not a note. Not the tags on every piece of luggage you own. With CorelDRAW® Graphics Suite II, we can't blame you for wanting to design every single thing that pops into your mind.

Reshape objects freely with pressure-sensitive Roughen and Smudge brushes. Mask complex shapes in one step with an ingenious new CutOut tool. Minimize and reuse design elements with new Symbols support. All while you see exactly what you're doing in real time with the help of Live Effects. Even if what you're doing is getting a little carried away.

Corel PHOTO-PAINT®, Corel R.A.V.E., and the winner of over 350 industry awards, CorelDRAW®. Take a closer look at www.corel.com/graphicsuiteII or go to www.corel.com/resellers to find out where you can get it. Available for Windows® XP and Mac® OS X.

enjoy what you do.™



graphic design
photo editing
web graphics
animation

COMPUSA
WHERE AMERICA BUYS TECHNOLOGY

MacMall

**MAC
WAREHOUSE**

MacConnection

Looking for the best digital photos?
Follow the leader.



YOU'VE GOT TO SEE IT IN



COLOR.™



Print your photos from memory cards* or any Direct-Connect-Compatible (DCC™) digital camera. Then save them directly to an external USB Zip drive – all without a computer.



View pictures, layouts and cropping options without a computer screen using the optional Color Preview Monitor (\$79).



Crop, resize and select from various BorderFree™ templates (4x6, 5x7, 8x10) using the control panel. Then, save your favorite settings and recall them with Epson's exclusive One Touch button feature.



Leave the printer unattended while it prints and trims your photos automatically, using an exclusive built-in cutter and attachable roll paper holder.



Get brighter colors, sharper detail and the most lifelike skin tones from a superior 6-color Photo Ink system with true black, 4-picoliter droplets and up to 5760 x 720 optimized dpi.



Ensure the quality of your prints with Epson's PRINT Image Matching™ (P.I.M.) technology – which makes automatic color corrections and adjustments when used with any P.I.M.-enabled digital camera.

Why do so many digital camera owners look to Epson for all their printing needs? Because only Epson makes photo printers designed to work specifically with digital cameras. For images with more color and detail than ever before. Which means now the image quality that could only be found in a professional photo lab is yours to create – right at home. As you can see, when it comes to digital pictures, no other photo printer comes close to giving you the quality and convenience you get with this printer. For more info, call 1-800-GO-EPSON or visit epson.com.



Epson Stylus Photo 925

*Supports Compact Flash type I and II, Memory Stick, Smart Media, Secured Digital, MultiMedia and Microdrive (optional Zol card reader needed for Secured Digital and MultiMedia). Epson, Epson Stylus and PRINT Image Matching are trademarks/registered trademarks of Seiko Epson Corp. BorderFree is a trademark of Epson America, Inc. All other trademarks are properties of their respective companies. © 2002 Epson America, Inc.

OPINION

11 From the Editor's Desk

RICK LEPAGE

Apple's Jaguar pricing leaves a bitter taste in many users' mouths.

18 Feedback

Readers respond.

124 Ihnatko

ANDY IHNATKO

MacHack 2002 brings out the geek in Andy.

MAC BEAT

- 20 New Power Mac G4s, the future of AirPort, Quicken 2003, Apple's acquisitions, and an interview with Steve Wozniak.

SECRETS

76 OS X 10.1 Base Station

ANTON LINECKER

Regain the use of AirPort's Software Base Station in OS X with our easy-to-follow instructions.

80 Fine Type in InDesign

ANITA DENNIS

Adobe InDesign 2.0 sets type beautifully—if you understand the program's inner workings. Our tips reveal its secrets.

82 Inside File Extensions

TED LANDAU

Invisible file extensions can make documents behave strangely in Mac OS X. Learn how to keep your files in line.

84 Mac 911

CHRISTOPHER BREEN

Focus on hardware: salvage components from an old Mac, add a second internal media drive, and find a cost-effective alternative to expensive ink-jet cartridges.



On the Cover

Photoshop artist, Stephen Sugg. Power Mac photo courtesy of Apple Computer. PowerBook photograph by Kevin Candland.

October 2002

www.macworld.com

Macworld

Incorporating MacUser

FEATURES

52 Protect Your Mac

GLENN FLEISHMAN

Mac users have long felt safe from the security threats that sweep the Windows world. But Mac OS X and wireless AirPort networks have made us more vulnerable. We'll tell you when to worry—and more important, how to fight back.

60 The Cat's Out of the Bag

JASON SNELL

Apple's big update to Mac OS X is here—version 10.2. Come see how Jaguar will change the way you work and play.


68 Mac OS X E-mail Guide

ADAM C. ENGST

Macworld puts a dozen OS X-native e-mail programs through their paces—transferring, reading, writing, and managing mail. Which is the best program for you?



52



REVIEWS

- | | |
|---|--|
| <p>28 Web-design software
 ★★★★ Macromedia Dreamweaver MX</p> <hr/> <p>29 Document-authoring program
 ★★★★ Adobe FrameMaker 7.0</p> <hr/> <p>31 Web-graphics software
 ★★★★ Macromedia Fireworks MX</p> <hr/> <p>32 Compact projectors
 ★★★★ BenQ SL705X
 ★★★★ Boxlight Cinema 17SF
 ★★★★ Canon LV-X1
 ★★★★ Epson PowerLite 720c
 ★★★★ ViewSonic PJ550</p> <hr/> <p>34 Two-track audio editor
 ★★★★ Spark XL 2.5</p> <hr/> <p>35 Photo ink-jet printer
 ★★★★ Epson Stylus Photo 2200</p> <hr/> <p>36 Business-software suite
 ★★★★ ThinkFree Office 2.0</p> <hr/> <p>37 Digital voice recorder
 ★★★★ Olympus DS-330</p> <hr/> <p>37 Optical character recognition app
 ★★★★ ReadIris Pro 7</p> | <p>38 Disk-maintenance package
 ★★★★ Norton Utilities 7.0</p> <hr/> <p>39 iMovie 2 plug-ins
 ★★★★ 16x9 Converter
 ★★★★ eZeScreen 1.0.1
 ★★★★ Pan & Scan
 ★★★★ Zoom 1.1</p> <hr/> <p>40 Systems-management software
 ★★★★ NetOctopus 4.0</p> <hr/> <p>42 VR panorama hardware
 ★★★★ Kaidan 360 One VR
 ★★★★ Sunpak SurroundPhoto</p> <hr/> <p>43 Professional video-editing software
 ★★★★ Cinema Tools 1.0</p> <hr/> <p>44 Reviews in Brief
 CookWare 7.9, Computer Cuisine Deluxe 3.1, Dave 3.1.1, Ex-tend-it VGA to ADC, FileMaker Mobile 2, Apple 700MHz iBook (12.1- and 14.1-inch models), and Lightwave 3D 7.5</p> <hr/> <p>47 The Game Room
 PETER COHEN
 Good, fun Mac games don't have to cost a bundle—Bejeweled, Alchemy, and Heretic II are cases in point. Plus, read about the state of game controllers in OS X.</p> |
|---|--|

Buy now
SAVE \$1,000*

EYE-PO

There's a Xerox network printer that
the page at a stunning 22 ppm.

With Xerox color, details pop and get noticed. The Xerox Phaser® 7700 tabloid color laser printer will surprise you in countless ways. It not only prints 22 ppm, color or black &

white, but speeds out your first color page in just 13 seconds. It prints up to 11 x 17 full-bleed, with 1200 dpi for the photographic color quality you and your clients demand. And PhaserMatch™

©2002 XEROX CORPORATION. All rights reserved. XEROX®, The Document Company®, the digital X®, Phaser®, There's a new way to look at it™ and PhaserMatch™ are trademarks of XEROX CORPORATION. *Estimated US retail price who purchase any new Phaser 7700 tabloid color printer between August 1 and October 31, 2002. Rebate must be claimed via an online e-bate form located at www.xerox.com/officeprinting/ebate. This offer cannot be combined with any other offer. Allow 4-6 weeks for delivery. This is a limited time offer. Xerox must receive the completed claim and a copy of the invoice prior to November 30, 2002. Void where prohibited by law. US and Canadian customers only. Xerox Resellers are not responsible for this offer.



delivers vivid color that leaps off
There's a new way to look at it.

color management software ensures the colors you want are what you get. It's just what you'd expect from one of the full line of Xerox network printers.



Xerox Phaser 7700
~~\$6,999*~~
\$5,999*

Reseller price may vary.*\$1,000 or \$1,500 CND. This rebate offer is valid for end users.
other Xerox end user incentive. Xerox will mail the eligible rebate check directly to the end user.
eligible. All claims subject to Xerox final review and approval. Applicable tax, if any, is the sole responsibility of the end user.

To see what a difference detailed color can make,
simply give us a call at 1-877-362-6567 ext. 1875
or visit us at xerox.com/officeprinting/frog1875

THE DOCUMENT COMPANY
XEROX®

Choose 101 at www.macworld.com/getinfo

The printer that can make you look like a better photographer.

3,072 Nozzles

2-3 times as many nozzles as other printers in its class, allow for exceptional speed.

MicroFine Droplet Technology™

Ink droplet size and precision application result in breathtaking detail.

Individual Ink Tanks

Six individual ink tanks allow you to replace only the color that runs out. Reduces ink waste and saves money.



6-Color Photo Printing

1/6 density cyan and magenta inks help to reduce the visible dot that can be seen with most traditional ink jet printers.

Borderless Printing

Print borderless edge-to-edge photos quickly and easily.

All For \$349*

A great value for the photographer who demands the highest quality photo images.

The S900 Photo Printer.

It's a matter of reproducing your photo images in amazing detail. The S900 Photo Printer from Canon does that beautifully.

The stunning color comes from precision ink droplet placement provided by a printhead with 3,072 nozzles. The S900 delivers up to 2400 x 1200 dpi resolution with up to 49 gradation levels¹ for reduced graininess and breathtaking realism. And did we mention it's fast? 4" x 6" borderless photos in about 37 seconds;*[†] 8" x 10" prints in about a minute;*[†] And with 6 individual ink tanks to reduce ink waste, the S900 is the perfect photo printer. Designed to make you and your photos look brilliant. It's technology that makes sense. For details, visit www.usa.canon.com/consumer or call 1-800-OK-CANON.

Canon KNOW HOW™

©2002 Canon U.S.A., Inc. Canon and MicroFine Droplet Technology are trademarks of Canon Inc. Canon Know How is a trademark of Canon U.S.A., Inc. *MSRP. Dealer price may vary. **4" x 6" photo print speed based on default mode driver setting using Canon Photo Paper Pro for borderless printing (4" x 6"). 8" x 10" photo print speed based on 8" x 10" image printed on Canon Photo Paper Pro (8.5" x 11"). Print speed will vary depending on system configuration, software, document complexity, print mode and page coverage. †Specifications subject to change without notice.

Choose 23 at www.macworld.com/getinfo

Who Should Fund Mac OS X Development?



Paying the Piper

LAST MONTH, I WROTE ABOUT APPLE'S MOVE AWAY FROM iTools to the fee-based .Mac service. I didn't have the space to discuss the other Macworld Conference & Expo announcement that stirred up controversy: the \$129 upgrade price for Jaguar—also known as Mac OS X 10.2.

Right after the show, I wrote an editorial, for our weekly e-mail newsletter, about the huge amount of negative feedback I'd received regarding Jaguar's price. Folks were unhappy that they would have to pay the full price if they wanted an upgrade, and they felt that there should be some sort of a break for current OS X users and recent Mac buyers.

Apple's Take

When I talked to Apple Senior Vice President Phil Schiller about the furor, he said that Apple had been very consistent in terms of delivering and charging for updates to Mac OS. Every 12 to 15 months, the company ships a major version of Mac OS that's largely a feature update—and all users have to pay to get it. There's one price (currently \$129) that covers it all—there's no tiered pricing structure for different types of buyers. Between the major releases, the company ships minor updates that include bug fixes, security improvements, and incremental feature enhancements.

Mac users have two primary concerns about this strategy: new Macs and bugs. People who have bought new Macs in the past six months or so are understandably upset; they think there should be a grace period in which they'd be entitled to any major update. If I were in Apple's shoes, I'd be inclined to broaden the terms of the \$20 Mac OS Up-to-Date program to include those people. I understand that Apple is a business fighting to make money in a tight economy, but I think it must also cater to its best customers—the ones who keep investing in the platform by buying new Macs.

Current OS X users feel that Jaguar should be free or discounted because it fixes lingering bugs in OS X 10.1. But Apple says that Jaguar is a feature update, not a bug fix. And while I know there are still a few bugs kicking around in version 10.1.5, features *are*, for the most part, what Jaguar is all about. Schiller pointed out that Apple's last major OS X update, version 10.1, was free—and rightly so, since everyone (including Apple) agreed that 10.1 was the first version of OS X that was truly usable on a daily basis. Since then, the company has also shipped five free

updates that have fixed major problems and made 10.1 even better.

The big problem here is that Apple hasn't really made its strategy clear enough. Had Steve Jobs rolled out Jaguar's pricing structure with the clarity of Schiller's explanation to me, a lot of the confusion and anger could have been diffused. Would people still be angry? Absolutely. But Apple would at least have made how its Mac OS upgrade policies work, and why they're structured the way they are, crystal clear.

The issue of charging for Mac OS upgrades (a practice that didn't exist before System 7.1, as many Mac veterans will recall) points out a perception problem Apple must deal with as a company that makes both computer hardware and operating systems. But our situation really isn't much different from PC users': we just pay one company (Apple) twice, instead of paying two companies (Microsoft and a PC maker such as Dell or Gateway).

Most people will look at OS X 10.2's new features, eye the price, and ask themselves whether iChat, Sherlock 3, Rendezvous, spring-loaded folders, a better-threaded Finder, and more are worth \$129. Some will say yes. Others will wait until they have a more compelling need—or until they buy their next Mac.

There are two primary concerns about Apple's upgrade strategy: new Macs and bugs.

Productivity Doubler

As we were wrapping up this issue, Apple introduced a new line of desktop Macs. These machines (detailed in this month's *Mac Beat*) aren't based on a simple processor boost or case enhancement. Instead, Apple decided to *double* everything—except the prices.

As with the recently released Xserve, Apple has added a lot of things pros have been screaming for: faster system and storage buses, dual processors across the line, twin full-height drive bays, speedy DDR RAM, and more. These are entirely new Power Macs, and we're ready for them. Look for more in-depth coverage (and Macworld Lab testing) in the coming months. □

Let me know what you think about upgrade fees, *Macworld*, or anything else related to the Mac. Drop me an e-mail (rick_lepage@macworld.com) or join the discussions in our forums (www.macworld.com). To receive our weekly e-mail newsletter, click on the Newsletters tab on our home page to sign up.



Back to school?
Already?

We can help.

Apple iMac



Apple iBook



Authorized Reseller

macware

authorized reseller

EPSON®



QUARK™

SONY.

Your #1 source for
everything Mac!

We have all the computer
products you need for back to
school — and beyond — from
all the top manufacturers.

*Log on today to see
what's new!*

HP DeskJet 940C



Olympus D-520



house.com

Supporting the Mac aficionado since 1987, and beginners starting *now*.



Canon

MAC
WAREHOUSE
A MICROWAREHOUSE Company

1-800-355-5841

Choose 19 at www.macworld.com/getinfo

Macworld

Where does yellow get its fire?

Find the answer inside your new Mitsubishi Diamond Pro® — the new standard in monitor performance.

To see all the nuances, look into a more advanced breed of monitor. The new Diamond Pro 930^{SB} and Diamond Pro 2070^{SB} with SuperBright™ Diamondtron® flat aperture grille technology. Their advanced technology takes you to a higher level of artistic expression.

Your colors come alive with SuperBright, the innovation that delivers up to twice the screen's normal brightness without sacrificing contrast. Resolutions as high as 2048 x 1536 give you an expansive workspace for multiple windows and palettes. Fatigue-free screen geometry and refresh rates up to 140 kHz help you work longer without burning out. And both monitors have our proprietary U-NX electron gun for an even sharper view.

For truest colors, the optional SpectraView™ color calibration system makes adjustments fast, easy and incredibly accurate. And with the super-wide color gamut, you're ready for precise color matching across a variety of standards and hardware.

We've also added numerous other pro features, including NaViSet™ for easy control via keyboard and mouse, and GlobalSync® (available on Diamond Pro 2070^{SB}), which eliminates distortion caused by the earth's magnetic field.

So start seeing what you've only imagined. Get complete details on the 19" Diamond Pro 930^{SB} (18" viewable), 22" Diamond Pro 2070^{SB} (20" viewable) and SpectraView color calibration system at necmitsubishi.com/diamondpro.



superior
brightness



ultra-high
resolution



fatigue-free
flat viewing



tighter focus
and clarity



accurate color
calibration

VP of Content/Editor in Chief Rick LePage
Editor Jason Snell
Managing Editor Jennifer Werner
Executive Editor, Macworld.com Lisa Schmeiser
Deputy Managing Editor Charles Purdy
Senior Features Editor Terri Stone
Senior News Editor Philip Michaels
Senior Reviews Editor Jennifer Berger
Test Manager, Macworld Lab James Galbraith
Associate Editors Kelly Lunsford, Jill Roter,
Jonathan Seff
Copy Editor Sue Voelkel
Editorial Intern Zach Frechette

Contributing Editors David Blatner, Henry Bortman, Christopher Breen, Adam C. Engst, Bruce Fraser, Jim Heid, Andy Ihnatko, Ted Landau, Deke McClelland, Scholle Sawyer McFarland, Tom Negrino, David Pogue, Stephan Somogyi, Franklin N. Tessler

Art Director Jennifer Steele
Design Associate Alissa Mach
Design Consultant Jean Zambelli
Prepress Consultant Stephen Sugg
Design Intern Claudia Müller

News Director, MacCentral.com Jim Dalrymple
Senior Editors, MacCentral.com Peter Cohen, Dennis Sellers

International Editors Matthew J.C. Powell, Australia; Bernard Le Du, France; Sebastian Hirsch, Germany; Enrico Lotti, Italy; Yoshio Moriya, Japan; Tomasz Bitner, Poland; Daniel de Blas, Spain; Nils Holmlöv, Sweden; Engin Gedik, Turkey; Simon Jary, United Kingdom

President and CEO Colin Crawford
VP/Chief Operating Officer Stephen Daniels
Director of Finance Eos de Feminis
Accounting Coordinator Ronda Bittner
Senior VP, Human Resources Richard Willoughby
Human Resources Director Kate Coldwell
Human Resources Representative Julie McKie
IT Director Sean Greathouse

VP of Sales/Publisher Steve Plevin (415/243-3509)
Associate Publisher, East Cynthia Ramsey (973/243-1197)
National Accounts Manager Paul Bonarrigo (508/533-4020)
Account Executive Jo Zottarelli (631/277-4134)
Western Advertising Director Sara Culley (831/438-8408)
Sales Assistant Franck Zamora (415/243-3628)
Showcase Account Manager Niki Stranz (415/243-3664)
Showcase Account Manager Carol Johnstone (415/243-3691)
Online Sales Manager Doug Dettelsen (415/243-3598)

Senior Marketing Manager Sharon L. Cordese
Sales & Marketing Coordinator Kasey MacMullen
Marketing Intern Michael Hacke

Production Director Steve Spingola
Prepress Manager Alan Anzalone
Booking and Billing Manager Ricardo Sandoval
Ad Coordinator Megan Matteoni

Senior Web Producer Christina Gonzales
Online Production Manager Ron Neal

October 2002, Volume 19, Issue 10

Macworld is a publication of Mac Publishing, L.L.C. Macworld is an independent journal not affiliated with Apple Computer, Inc. Macworld, MacUser, MacWeek, Macworld Interactive, Macworld Shopper, MW, MW Lab, MW Shopper, The Desktop Critic, Expert Graphics, Quick Tips, Star Ratings, Buyers' Tools, Streetwise Shopper, and Conspicuous Consumer are registered trademarks of Mac Publishing, L.L.C. Apple, the Apple logo, Mac, and Macintosh are registered trademarks, and MacLetter and PowerBook are trademarks of Apple Computer, Inc. Printed in the United States of America. Copyright © 2002 Mac Publishing, L.L.C. All rights reserved.



 **MITSUBISHI**
visual energy™



Choose 20 at www.macworld.com/getinfo

Visual Energy, SuperBright, SpectraView and iVista are trademarks of NEC-Mitsubishi Electronics Display of America, Inc. Diamondtron is a registered trademark of Mitsubishi Electric. ©2002 NEC-Mitsubishi Electronics Display of America, Inc. All rights reserved. Simulated image in monitor.

Macworld

HOW TO CONTACT MACWORLD

Subscription Information and Services

Phone	800/288-6848 from the United States and Canada 515/243-3273 from all other locations
U.S. Mail	Macworld Subscriptions Department P.O. Box 37781, Boone, IA 50037-0781 (Include a mailing label with correspondence.)
World Wide Web	http://service.macworld.com (for service) or http://subscribe.macworld.com (to order)
E-mail	subhelp@macworld.com (Send your full name and the address at which you subscribe; do not send attachments.)
Fax	515/432-6994

SUBSCRIPTIONS

The one-year (12-issue) subscription rate is \$34.97; the two-year rate, \$59.97; and the three-year rate, \$79.97. Foreign orders must be prepaid in U.S. funds; add \$10 per year for postage to Canada or \$25 per year for air freight to all other countries. Checks must be made payable in U.S. currency to Macworld. Please allow 3 to 6 weeks to receive your first issue or for changes to be made to an existing subscription.

BACK ISSUES OF MACWORLD

Back issues (subject to availability) are \$8 per issue for U.S. delivery (\$12 outside the United States); prepayment in U.S. currency to Macworld is required. Send a check or money order to Macworld Back Issues, P.O. Box 37781, Boone, IA 50037-0781; or phone 800/288-6848 (U.S. and Canada) or 515/243-3273 (all other locations).

REPRINTS AND PERMISSIONS

You must have permission before reproducing any material from Macworld. Write to Macworld, Reprints and Permissions, 501 Second Street, 5th Floor, San Francisco, CA 94107; include a phone number. To order reprints of your company's editorial coverage, call Reprint Management Services at 717/399-1900; fax, 717/399-8900; e-mail, sales@rmsreprints.com.

MAILING LISTS

We periodically make lists of our customers available to mailers of goods and services that may interest you. If you do not wish to receive such mailings, please write to us at Macworld, P.O. Box 37781, Boone, IA 50037-0781. Please include a copy of your mailing label.

MACWORLD EDITORIAL

The editors of Macworld welcome your tips, compliments, or complaints. Some stories and reviews from past issues can be located at www.macworld.com. We are unfortunately unable to look up stories from past issues; recommend products; or diagnose your Mac problems by phone, e-mail, or fax. You can contact Apple toll-free at 800/538-9696 or visit the company's Web site at www.apple.com.

Our offices are located at 501 Second Street, 5th Floor, San Francisco, CA 94107; phone, 415/243-0505; fax, 415/243-3545. Macworld staff can be reached by e-mail at firstname_lastname@macworld.com.

LETTERS TO THE EDITOR

Send comments about any aspect of Macworld to letters@macworld.com. Due to the high volume of mail received, we can't respond to each letter. We reserve the right to edit all submissions. Letters published in Macworld or Macworld.com become the property of Mac Publishing.

MAC 911

Send your questions or tips on using Mac computers, peripherals, or software to Macworld, Mac 911, 501 Second Street, 5th Floor, San Francisco, CA 94107; fax 415/243-3545; or e-mail mac911@macworld.com. Include your name, address, and phone number. To share tips and discuss Mac problems with other Mac users, visit the Macworld.com forums.

MACWORLD CONFERENCE & EXPO

As the flagship sponsor of Macworld Conference & Expo, Macworld encourages all subscribers to attend this exciting biannual industry event. For information, please visit www.macworldexpo.com.



DAVE
Mac♥PC

The reliable way to share files between Macs and PCs!

- Easy to use
- Simple to install on your Mac
- No PC software to buy
- Perfect for any size network
- Real! Support for unique printing

Make your Mac and PC best friends!

Thursby Software The File Share Folks™

DAVE[®] SAVED MY MAC

They were going to take our Macs away.
Then I met DAVE

DINOSAUR FOUND IN OFFICE Manager Eaten Alive



“DAVE SAVED MY SANITY”

IT Analyst Timothy Hixon, Los Rios Community College System explained, “We didn’t have time to learn another network operating system. The Macs needed to fit seamlessly and efficiently into our district’s computer network, which used Windows NT file servers. DAVE was the answer.”

SHARE FILES AND PRINTERS - Mac/PC, PC/Mac

“DAVE is, without any doubt, the best solution for integrating your Mac into a PC environment.”

-Univers Macworld



ALL THE BUZZ about DAVE

“Essential Tool Gives Macs Hassle-Free
Access to Windows Networks...
this product is a must-have.”

Shelly Brisbin, Macworld Magazine



How did DAVE save your Mac?

Write us and tell us your story of how DAVE solved your problem.
The entries chosen for publication will be awarded a special Thursby attache. Send entries to: DAVE-stories@thursby.com
www.thursby.com



and print
The File Share Folks™

©2002 Thursby Software Systems, Inc.

Choose 124 at www.macworld.com/getinfo

Not using APC protection on your Mac?

You'll think differently during the next power outage...

...or surge, or spike, or other frequent power event that can end your computing experience in a flash.

If you're using your Mac without APC protection, now is the time to change your mind. Surges, such as those caused by lightning storms, can destroy your system (and your valuable data) in the blink of an eye.

In addition to surge protection, APC's battery backup solutions (such as our Back-UPS® LS) provide clean, continuous power that let you work through short-term outages or provide enough runtime to properly shut down during longer blackouts. Our uninterruptible power supplies (UPSs) let you function without frustrating interruptions, unlike cheap power strips that are incapable of preventing any of the problems that can cause keyboard lockups, system crashes, and lost Internet connections.



In addition to our reliable hardware, APC backs the Mac with new power management software for Mac OS X (v10.1).

Why remain among the unprotected? If you aren't using APC Legendary Reliability™ with your Mac system, that next power event might prove you're not as different as you think.



APC PowerChute® Personal Edition for Mac OS X (v10.1)



- Graceful operating system shutdown in the event of an extended power outage
- User notification when problem occurs
- Integrates with Mac OS X's "System Preferences" application
- Support for launching an external script before shutdown process initiates

APC Back-UPS® LS 500 Clear

- 7 power outlets (4 Battery + surge and 3 surge only)
- 2 line fax/modem protection
- Auto-shutdown software that saves your files and data, even when you're away from your computer
- Automatic Voltage Regulation (AVR)
- Audible and visible alarms alert you to power events as they occur
- Data Recovery warranty by Ontrack
- \$150,000 Equipment Protection guarantee
- 2 year comprehensive warranty



APC Back-UPS® LS 500 Clear

"Apple has always been committed to bringing the highest level of system reliability and productivity to the Mac community. With its impressive Back-UPS units and PowerChute® software, APC is providing more power management support directly to Mac OS X."

Ron Okamoto, Vice President
Worldwide Developer Relations, Apple

APC
Legendary Reliability™



Enter to win an APC Back-UPS LS 500 Clear for your Mac!

Enter to win APC's legendary power protection for your Mac, a \$149.99 value! All entrants will also receive an "Are You at Risk" Kit. (See URL below for complete promotion details)

Enter now: Visit <http://promo.apc.com> Key Code g391y • Call 888-289-APCC x4112 • Fax 401-788-2797

©2002 American Power Conversion Corporation. All Trademarks are the property of their owners. • PowerFax: (800)347-FAXX • E-mail: esupport@apcc.com • 132 Fairgrounds Rd., West Kingston, RI 02892 USA • APC3A2EF-US



FEEDBACK

Attention, Macworld Shoppers

Everyone's looking for bargains these days, especially Mac users. Whether it's a low-cost desktop offering such as the eMac—made available to consumers right after our July 2002 issue went to press—or the 60 dirt-cheap Mac applications we featured in the same issue, our readers clearly want more bang for their buck. Meanwhile, the Jaguar update has stirred up the usual debate between the Mac users who think OS X is worth every penny and those who believe that Apple is making a costly mistake. We've got plenty of opinions in stock this month—priced to move. □

Grading the eMac

JASON BRABANDER

In "Head of the Class" (*Mac Beat*, July 2002), you state that the eMac isn't a behemoth, but you go on to say that the machine weighs 50 pounds. I'd certainly call a 50-pound computer a modern-day behemoth. And without the traditional handle, I'm very likely to drop that 50-pound beast. To Apple I say, "Drop the CRT!" Surely, Apple could figure out a way to mount the lightweight, flat-panel LCD into the iMac teardrop shape. You would end up with a much smaller, much lighter computer. It amazes me that while computer parts are continually shrinking in size, the computer on which I type this letter is the same size as the machine I used 20 years ago.

MARK NEWSTETTER

My first thought upon seeing the new G4 iMac was that it wouldn't work in grade-school classrooms. Even if it could withstand the violent tugging kids would inflict on it, just having a pivoting monitor would be a bad idea in a classroom where several kids might end up arguing over where to position the screen. Clearly, Apple is responding to teachers' needs by offering the eMac, which has the same all-in-one format as the original iMac.

Trouble in Store?

DAVID GREEN

I was very surprised and disappointed to see your review of the QPS Que M3 FireWire drive (♦♦♦♦; "Room to Grow," July 2002). QPS's Web site states clearly that the drive is not supported in OS X. Since purchasing one of these drives nearly a year ago, I have had nothing but

trouble running it in OS X. It formats and runs great—for a while. Then it freezes, and the data becomes inaccessible. I have to then reformat the drive before using it again. My solution has been to use it only when booted into OS 9.2. QPS has ignored repeated e-mails requesting tech support.

MIKE MILLER

I have had one of the QPS M3 drives since fall 2001. It works great in OS 9. Since it's a FireWire drive, it's usable in OS X, to a point. Just don't use it too hard. I find that copying large files from the M3 to my iMac's internal hard drive will invariably lock up the system. Only 15 minutes into importing a CD into iTunes, the M3 drive locked up my system so hard that, after a reset, it booted up in OS 9 instead of OS X 10.1.5. I was hoping that either QPS or Apple would provide an update to fix this, but after half a year, I'm still waiting.

When I was reviewing the drive, QPS told me that while its Anubis software didn't work with OS X, the drive should work when reformatted with OS X's Disk Utility. This put QPS in the same boat as the other vendors, none of which supplied software that worked natively in OS X. QPS also assured me that it would help customers who called technical support with an OS X issue. I have seen the various message boards complaining about QPS's technical support, but I had heard that in the past few months the company had fixed these problems. Thank you for the heads-up—apparently, QPS has some work to do.—Kristina De Nike

More Than We Bargained For

MARK BURFORD

Thanks for the (almost) complete description of the many cool apps and utilities

available for OS X ("Mac Software Bargains," July 2002). In the "System Utilities and Finder Enhancements" section, however, you missed two apps worth mentioning. DockSwap, from PiDog Software (www.pidog.com), lets you use the Dock icon menu to create and switch between multiple dock configurations on-the-fly. I have mine added to my log-in items and set to hide so I can use the menu without seeing the little DockSwap window. Xgadgets, by Jupiter Multimedia (www.xgadgets.com), makes Classic? V2, a docking that allows full control of the Classic environment. I love OS X and rarely have to launch Classic, so this useful tool shows Classic's start-up progress in the Dock icon and allows me to shut down or force-quit Classic from the Dock.

Catching Up with Jaguar

DAVID ALEXANDER

It seems that Apple has released Jaguar details ("Mac OS X Leaps Forward," *Mac Beat*, July 2002) that will make the majority of Mac outsiders sit up and listen: integrated chat, faster performance, lush graphics, built-in searching, and spring-loaded folders. Hopefully, though, Apple has included all the goodies true Mac fans have been crying out for—labels, a decent start-up screen, and collapsing windows.

DAN CIPOLLA

No Quartz Extreme on my iMac? Granted, I won't give two hoots if Jaguar runs fast, but it's a disappointment all the same. The integrated search function is great—I've been waiting since System 7.5 for the ability to locate a file without launching a second app. I'm also glad to see spring-loaded folders return. I hope Jaguar has more enhancements than the ones listed on

Apple's Web site. I mean features that benefit every Mac user—not just Internet tools such as iChat or specialized features such as Inkwell or acceleration. I need stuff I can use—basic features that enhance Mac OS.

Asset Essentials

KEITH SOEHN

You reviewed Canto Software's Cumulus 5.5 and Extensis's Portfolio 6 (*Reviews*, July 2002), but you relegated a third asset manager, iView Multimedia's iView MediaPro, to the "Mac Software Bargains" feature. I, too, initially thought there were only two serious contenders, so I purchased Cumulus. After working with it for a few weeks, though, I became disappointed in the extensive menus and the fact that it didn't give me a browsable view I wanted. I downloaded the iView demo and found this program more than capable, with an intuitive, straightforward interface and a list view. I also liked the price—half as much as the other two—so I bought iView and shelved Cumulus.

CHARLES FREDMAN

The "uncanny similarities" between Cumulus and Portfolio that Bruce Fraser mentions can be seen only if you look at the programs out of the corner of your eye. Portfolio 6 is vastly superior to Cumulus 5.5 in terms of usability, as well as many of its other features. Cumulus does beat Portfolio in a few areas, but Portfolio's benefits far outweigh its weaknesses. Fraser is simply wrong on two points. Portfolio offers an abundance of ways to assign keywords to assets, from the Paths As Keywords feature to the ability to drag and drop selected text onto a selected asset or group of assets. Portfolio does have extensive metadata support, including support for IPTC and EXIF metadata. And Portfolio allows single users to connect to and share a catalog on a network without having to purchase the server software. With Cumulus, if you want to share a catalog, you must purchase the Workgroup Edition and Server.

It's true that Portfolio offers many ways to add keywords to assets. The point I was trying to make was that Portfolio relies much more heavily on keywords than Cumulus does. Portfolio does support IPTC and EXIF

metadata, but compared with Cumulus, it extracts a great deal less information from the assets themselves. The catalog-sharing ability of Portfolio is an important one that goes a long way toward justifying its higher price, and I regret the omission.—Bruce Fraser

In Sync

MARK TOTTY

Although HotSyncing between OS 9 and OS X is officially unsupported, I have found that the OS 9 and OS X versions of Palm Desktop 4.0 (*Reviews*, July 2002) can indeed share and HotSync to the same data file. This is how I did it on my dual-boot system with Palm Desktop installed on the OS 9 and OS X partitions: Install both versions of Palm Desktop 4.0. Boot into OS 9 and HotSync your Palm. In the OS X Users folder, go to *personal user folder*: Documents: Palm (not the Palm folder in the OS X Applications folder), and drag it to the Trash. Drag an alias of the Palm folder that resides in your OS 9 Documents folder into OS X Users: *personal user folder*: Documents. Essentially, you have just replaced your OS X Palm data folder with an alias of your OS 9 Palm data folder. The next time you boot into OS X and launch Palm Desktop, you will have tricked the application into reading and writing to the same data file you use in OS 9.

Broader Coverage

ROB LEWIS

Your review of wireless broadband routers (*Reviews*, July 2002) had helpful information and one glaring omission: I really wanted to know whether any of these access points would work with an existing AirPort Base Station in a roaming network (one that hands off a portable device to different access points as you move around a large area).

Embrace Your Inner Geek

HAL COHEN

Whereas David Pogue spoke to *Macworld* readers and Mac users of every level, Andy Ihnatko speaks only to an elitist niche of Mac geeks who can translate his monthly ramblings into something coherent. Surely there is an audience for Andy within the pages of *Macworld*,

but I believe the back of the magazine should be reserved for the more general readership and have a Pogue-like air that everyone can relate to.

JAMES HUGHES

I have always found Andy's columns humorous and sometimes even thoughtful. They're not necessarily intended to be helpful; they're more editorial.

Three Cheers for OS X...

GAVIN BANTOCK

I'm still using OS 9.2, but I've switched over to OS X several times, setting it up bit by bit. I'm gradually teaching myself how to use it. Each time I venture into OS X, it's like a voyage of discovery, and I get deeper and deeper into this marvelous new continent. I say that people who are still hesitating to make the switch should give it a try. By gradually increasing my OS X know-how, I acquire confidence, and before long, I'll make OS X my main start-up choice.

... Or Not

ANDREW PAYNE

Clearly, if OS X fails, Apple will be in dire straits and *Macworld* will go down with the ship. Sadly, your views about OS X's superiority are so obstinate that you have lost objectivity. I couldn't switch to OS X even if I wanted to. I have waited a year now for all the apps I use daily to do my job to be brought to OS X. I'm still waiting. OS X is clumsy, counterintuitive, and slow. All the niceties of OS 9, all those years of refinement, have been trashed. If we don't start facing how bad OS X is and how much better it could be, who will tell Apple? It's time to realize that we have a new operating system that's just not ready. Apple needs to get on the stick and clean this mess up.

Post comments on our forums (www.macworld.com); send them by mail, to Letters, *Macworld*, 501 Second Street, 5th Floor, San Francisco, CA 94107; or send them by e-mail, to letters@macworld.com. Include a return address and daytime phone number. Due to the high volume of mail received, we can't respond personally to each letter. We reserve the right to edit all letters and posts. All published letters and forum comments become the property of *Macworld*.

APPLE'S NEWEST POWER MACS SPORT A NEW LOOK—AND THEY'RE BUILT FOR SPEED

Power Mac: Twice As Nice



PHOTOS COURTESY OF APPLE

>> When Apple has revised its desktop offerings lately, the most talked-about changes seem to occur on the surface. The new iMacs introduced last January, for example, may now include G4 processors, but it's the flat-panel display and domed casing that immediately capture the eye. Mention the newly released eMac, and the first thing you're likely to hear about is its bright 17-inch flat-screen CRT monitor.

The same holds true for the newly redesigned Power Mac G4s, to a point. Like their consumer-friendly counterparts, Apple's pro-level Power Macs have a noticeable new look—in this case, redesigned front and rear panels that distinguish the newer models from previous Power Mac generations.

But with this desktop update, Apple has radically redesigned the *inside* of the Power Mac. The company figures that the new machines—coupled with an improved operating system (these Power Macs come with OS X 10.2)—will be able to handle whatever processing-intensive task pros users can throw at it.

What's Inside

The reason for Apple's confidence? It starts with the Power Mac's processor—or both of them.

G4 Times Two Every Power Mac now comes with two processors, from the 867MHz base model to the top-of-the-line 1.25GHz configuration. A few years ago, that news would have mattered only to graphics and video pros with software capable of using the second processor. With OS X's built-in sup-

port for symmetric multiprocessing, the new Power Macs can take full advantage of both processors.

Faster Chips While the number of processors has doubled, the increase in chip speed is slightly more modest. The fastest processor in the Power Mac line features a 25 percent jump in clock speed from the previous top model, powered by two 1GHz G4 chips.

Bus Boost In terms of overall speed boosts, perhaps the most significant change in these new Power Macs is a faster system bus. Apple has replaced the 133MHz bus featured in recent Power Mac generations with a 167MHz version (available only in the dual-1GHz and -1.25GHz configurations). The system bus connects a Mac's processor to its various components; the faster a bus operates, the more efficiently a Mac's processor can work.

Xserve Inspired Other changes to the Power Mac's architecture are clearly inspired by another Apple hardware offering. The Xserve rack-mounted server Apple introduced earlier this year includes several features designed to maximize performance, and Apple has rolled those

Desktop Dollars

 <p>\$799</p> <p>iMac</p> <ul style="list-style-type: none"> • 600MHz G3 • 128MB RAM • CD-ROM 	 <p>\$1,099</p> <p>eMac</p> <ul style="list-style-type: none"> • 700MHz G4 • 128MB RAM • Combo Drive 	<p>\$1,299</p> <p>15-Inch Flat-Panel iMac</p> <ul style="list-style-type: none"> • 700MHz G4 • 128MB RAM • CD-RW 	 <p>\$1,499</p> <p>15-Inch Flat-Panel iMac</p> <ul style="list-style-type: none"> • 700MHz G4 • 256MB RAM • Combo Drive 	<p>\$1,499</p> <p>eMac</p> <ul style="list-style-type: none"> • 800MHz G4 • 256MB RAM • SuperDrive
---	---	--	---	--

Apple's Dual-Processor Power Macs

COMPUTER	PRICE	MEMORY	HARD DRIVE	OPTICAL DRIVE	VIDEO CARD	BUS SPEED	BACKSIDE CACHE
Power Mac G4/867 DP	\$1,699	256MB DDR RAM	60GB	CD-RW/DVD-ROM Combo	Nvidia GeForce4 MX/32MB	133MHz	1MB L3 cache per processor
Power Mac G4/1GHz DP	\$2,499	256MB DDR RAM	80GB	SuperDrive	ATI Radeon 9600/64MB	167MHz	1MB L3 cache per processor
Power Mac G4/1.25GHz DP	\$3,299	512MB DDR RAM	120GB	SuperDrive	ATI Radeon 9600/64MB	167MHz	2MB L3 cache per processor

features over into these new Power Macs. Like the Xserve, the top-of-the-line Power Mac now has 2MB of L3 cache for each of its G4 processors (the dual-867MHz and -1GHz configurations have 1MB of L3 cache) to feed data directly to the CPU at high speeds.

Double-Time RAM The new Power Macs will be the first to ship with high-speed Double Data Rate (DDR) RAM (256MB in the 867MHz and 1GHz models, and 512MB in the high-end configuration) for system memory. DDR RAM transmits data on both the rise and fall of the clock signal; the PC133 RAM in previous Power Macs sent data only on the rise. According to Apple, having DDR RAM in the Power Mac effectively doubles the bandwidth of the system.

ATA/100 The Power Macs also follow the Xserve's lead by featuring an ATA/100 bus for attaching internal hard drives. Allowing data bursts at rates as fast as 100MB per second, ATA/100 provides a faster connection to internal hard drives than the ATA/66 technology in previous Power Macs. The new Power Mac G4's stock internal drive is attached to the ATA/100 bus by default; the systems come with additional connectors for adding a second drive to the ATA/100 bus, as well as two drives to the ATA/66 bus.

Video Power With these Power Macs, you've got several options when it comes to video cards. Previously available only in high-end Power Macs, the Nvidia GeForce4 MX with 32MB of DDR SDRAM now ships with the dual-867MHz configuration. The other two Power Mac models feature ATI's Radeon 9000 Pro with 64MB of DDR SDRAM. An even more powerful

graphics card, the Nvidia GeForce4 Ti, is available as a build-to-order option. All cards support OS X 10.2's Quartz Extreme, which lets a Mac's video hardware take control of screen drawing, freeing the G4 processors for other work.

More impressive is these cards' native ability to connect two digital flat-panel monitors. Each has an ADC connector, the format supported by Apple's displays. A second DVI connector is more versatile: it can connect to third-party flat-panel monitors directly, to CRT monitors via an included DVI-to-VGA adapter, and even to Apple-made displays via a \$149 DVI-to-ADC adapter.

Room to Expand The Power Mac remains the most expandable of Apple's desktop products, retaining the four PCI slots and one AGP 4x slot found in previous versions. There are enough RAM slots to boost system memory to 2GB. The redesigned Power Mac also features space for a second optical-drive bay. The eject button on the keyboard still opens one of the optical drives (a DVD-burning SuperDrive on the 1.25GHz and 1GHz versions, and a CD-RW/DVD-ROM Combo drive on the base model); option-eject opens the other.

Best Face Forward

Those tray-based optical drives reside behind a reflective metal strip on the Power Mac's redesigned front panel. The recessed speaker, introduced with the 2001 Quick-

silver models, has moved to the top of the panel; four vents replace it on the bottom. On top of the optical drive, next to the power button, is a headphone jack, saving users from having to awkwardly reach around to the back of the machine whenever they need to unplug.

The ports on the Power Mac's back are unchanged, save for one returning feature that audiophiles will welcome—the Power Mac once again has an audio line-in port. They join two USB and two FireWire ports, a built-in 56K modem jack, a gigabit Ethernet connector, an Apple speaker jack, and ADC and DVI connectors for monitors.

These changes come with a cost. The base model is priced at \$1,699, \$100 more than the previous least expensive configuration. Of course, that \$100 gets you a faster G4 chip, a second processor, L3 cache, a 20GB increase in hard-drive capacity, and a Combo drive. The dual-1GHz Power Mac G4 is priced at \$2,499; the dual-1.25GHz Power Mac G4 costs \$3,299.

The Last Word

Power Macs still lag behind their Pentium-powered rivals in terms of raw processor speed. But with the substantial changes to the system architecture of these new Macs, from dual processors to bus speed to fast RAM, Apple is proving its commitment to boosting Power Mac speed everywhere it can.—PHILIP MICHAELS

WHAT'S NEXT

Looking for OS X answers? Publisher O'Reilly & Associates hosts a conference focusing on the operating system in Santa Clara, California, from September 30 through October 3.

\$1,699

Power Mac
• Dual-867MHz G4
• 256MB RAM
• Combo Drive

\$1,799

15-Inch Flat-Panel iMac
• 800MHz G4
• 256MB RAM
• SuperDrive



\$1,999

17-Inch Flat-Panel iMac
• 800MHz G4
• 256MB RAM
• SuperDrive



\$2,499

Power Mac
• Dual-1GHz G4
• 256MB RAM
• SuperDrive

\$3,299

Power Mac
• Dual-1.25GHz G4
• 512MB RAM
• SuperDrive

IS APPLE EYEING A WIRELESS SUCCESSOR TO 802.11B?

AirPort's Next Arrival

When Apple first launched AirPort in July 1999, it pioneered a revolutionary way to connect computers to one another and to the Internet. Based on an existing IEEE (Institute of Electrical and Electronics Engineers) wireless standard, 802.11b, AirPort liberated mobile users of Ethernet or telephone wires and made building small wireless networks easy.

In the years since, AirPort has undergone minor tweaks; Apple added a built-in firewall, AOL compatibility, and 128-bit encryption in late 2001 (see "A New AirPort Opens," *Mac Beat*, February 2002). But at its core, AirPort remains an 802.11b technology, with its 11-Mbps maximum data rate and 150-foot range.

Recently, though, competing wireless technologies (802.11a and 802.11g, specifically) have emerged, boasting much higher data rates. While 11 Mbps may satisfy a casual home user, higher data rates become

important in corporate settings where many users share the same AirPort signal.

"If you have ten people attached, you're now down to 1.1 Mbps per user,"

says Dave Russell, Apple's director of wireless product marketing.

Are you likely to see either wireless standard emerge as the successor to 802.11b? Apple isn't saying, though the company seems hesitant to adopt 802.11a.

"We acknowledge that 802.11a has a much higher throughput than 802.11b, at 54 Mbps versus 11 Mbps," Russell explains. "But the customers Apple caters to don't seem to be a good fit for 802.11a. It has a much shorter range than 802.11b, and its data rate declines rapidly as you move away from the access point."

What's more, the two technologies aren't compatible. AirPort and related 802.11b technologies operate in the 2.4GHz spectrum; 802.11a operates at a wavelength of 5GHz. An AirPort-equipped iBook would be unable to see an 802.11a signal. So customers would have to buy all new equipment—a costly move for organizations such as schools that already have invested in 802.11b technology.

"Also, 802.11a, because it operates at a higher frequency, draws a lot more power—about two to two and a half times the power—and that impacts a notebook computer," Russell adds. "So 802.11a doesn't seem to make a lot of sense to us."

Wireless Nation

Say you're poolside at a Maui hotel, sipping a Mai Tai and wondering if your business plan has received the green light. There's no need to leave your serene setting. You can log on to the Internet and check e-mail via AirPort as you soak up the sun—provided you're at one of the thousands of locations across the country that are equipped with 802.11b high-speed wireless technology.

Hawthorn Suites is a typical example of the hotel chains that are adding wireless networks to lure business travelers. Nearly half of its hotels now offer StayOnline's high-speed wireless service; the rest should have the service installed by year's end. "It came out of a need of our main customers to emulate what they have at home or at the office," says Steve Hymans, vice president of brand marketing at Hawthorn Suites.—ADELIA CELLINI

In contrast, 802.11g offers all the benefits of 802.11a—including higher throughput—with none of the drawbacks, Russell says. "802.11b and 802.11g both operate at 2.4GHz, so they can see one another," he adds. "An iBook with an existing AirPort card would theoretically be able to connect to [an] 802.11g base station or access point [but at 11 Mbps, not 802.11g's 54 Mbps]. We think the 802.11g standard holds a lot of promise."

Russell notes that companies are waiting for 802.11g to be approved before building products for it. The IEEE should OK it by mid-2003; the question is whether Apple will follow suit.—ANTON LINECKER

THE READERS SPEAK

Mac Users Sound Off on Jaguar Update, .Mac Services

If a sampling of *Macworld's* Reader Panel is any indication, OS X 10.2 should be a success for Apple. But the future of .Mac, Apple's fee-based online services, looks decidedly less rosy.

Those were the opinions of 466 *Macworld* panelists selected at random by Karlin Associates. One week after July's Macworld Conference & Expo in New York, the market-research firm contacted the panelists to gauge their reactions to the new products Apple announced during the biannual trade show.—PHILIP MICHAELS

Are you likely to upgrade to OS X 10.2 in the next six months?

Very likely	41%
Somewhat likely	22%
Neither likely nor unlikely	8%
Not very likely	17%
Not at all likely	9%
Don't know/No opinion	3%
Total respondents	466

Do you currently have an iTools account?

Yes	68%
No	32%
Total respondents	466

How likely are you to subscribe to .Mac?

	Total	iTools users
Very likely	10%	14%
Somewhat likely	14%	16%
Neither likely nor unlikely	9%	8%
Not very likely	29%	28%
Not at all likely	33%	31%
Don't know/No opinion	5%	3%
Total Respondents	466	315

More Info:

www.macworld.com/2002/10/macbeat/poll.html
Read the complete survey results at Macworld.com.

APPLE'S SEEDS

Mention the name "Woz," and most Mac users know exactly who you are talking about. Steve Wozniak spends most of his time these days focusing on Wheels of Zeus, a company he helped form to develop wireless consumer electronic products, but he still keeps an eye on the company he cofounded 26 years ago. As part of this spring's MacMania cruise, Wozniak spoke to former *Macworld* editor-in-chief Andrew Gore about Apple's early days and Wheels of Zeus. —MACWORLD STAFF



AT A GLANCE

STEVE WOZNIAK

CEO, Wheels of Zeus; cofounder, Apple Computer

MAC: 800MHz Power Mac G4

SOFTWARE: Qualcomm Eudora, Stickies

On Apple's Success

I'm not really an expert on this, but I see two things that make Apple successful now where others aren't. They're a hardware monopoly, and there's no hardware monopoly on the other side. So that gives them some advantages in control and in pricing to have profits. A company isn't going to be a good company and really develop better and better things if it can barely squeak by and doesn't have good profits. Apple can have the profits that it needs to make these great, exciting products that are steps forward, instead of just kind of sitting in the competitive consumer throwaway-product category where everyone else is. I also think Apple has a [way] of looking at the world, not that it's a computer but that it's an element of your life and a beauty in your home, that whole feeling of the product and you. It's that relationship that makes it not so much technology. It's pretty much like the early starting ideas of Apple—of the computer as just a tool a person uses to do something.

On Mac OS X

I love OS X from a feeling point of view. But from capability and readiness, I still don't rate it ready for me, I'm sorry to say. The experimental side of me is losing out because I don't have as much time with my start-up company.

On Wheels of Zeus

Wheels of Zeus is a start-up. When you've had such a great time at Apple and you used to build your own little inventions, you kind of want this new "Let's build something new. Let's invent something and build it." I did a start-up once before to make a remote control, and it was just such a wonderful, wonderful time in my life. And I kind of got hung up with a life that had a whole bunch of things in it, including teaching in schools. Good things. But I [wasn't] anywhere near technology.

More Info:

www.macworld.com/2002/10/macbeat/woz.html

Andrew Gore talks to Steve Wozniak about the inspiration for the Apple I, on *Macworld.com*.

DEVICE OFFERS MISSING LINK BETWEEN MACS, STEREO SYSTEMS

Bring Out the Noise

On most Macs, the built-in speakers (or, in some cases, speaker) offer acceptable audio, but nothing that's going to make you forget about your home stereo. So why forget about it? Instead of relying on the often tinny output that can come from your Mac or buying new multimedia speakers, you can use the stereo-system equipment you already have, with the help of the HiFi-Link, from Xitel (512/331-5799, www.xitel.com). This \$50 device—which is compatible with Mac OS 9.0.4 and higher, including OS X—provides the bridge you need to send line-level digital audio out of your Mac and into a stereo receiver. Plug the HiFi-Link into one of your Mac's USB ports, and the device's 20-bit digital-to-analog converter (DAC) does the rest, delivering high-quality audio to your amp via RCA-type input plugs. The results are much better than running a cable from your Mac's built-in sound processor. Even if your computer and stereo live in different rooms, the song remains the same—the HiFi-Link comes with a 30-foot, gold-tipped audio cable, shielded and matched to work with the HiFi-Link without losing signal strength or quality. After all, a digital hub should be able to expand its reach beyond a single room. —JONATHAN SEFF



SONNET'S LATEST OFFERINGS BRING OLDER MACHINES UP-TO-SPEED

Old Mac, New Chips

Apple's latest crop of Macs is impressively powerful and reasonably priced—but what if you're not looking for a new computer? A series of new products from Sonnet Technologies (949/587-3500, www.sonnettech.com) promises to give older Macs a new lease on life.

Encore G4s Owners of first-generation AGP-graphics Power Mac G4s may feel behind the times, what with the latest generation of fast G4 chips. But Sonnet's Encore G4 upgrade can boost those Power Macs to as much as 800MHz or 1GHz, for \$500 and \$700, respectively. And if you're brave enough (or know a trained Mac dealer), you can even upgrade a Power Mac G4 Cube via a \$30 installation kit.

Crescendo/WS The first all-black PowerBook G3 was a big hit with users, but in recent years, they've aged into obsolescence. You can bring them back to life with the \$400 Crescendo/WS, which adds a 500MHz G4 processor to first-generation Wall Street PowerBook G3s.

Other Upgrades Sonnet's other announcements include a 500MHz G3 upgrade for the Power Mac 7200 family, 800MHz G4 upgrade cards for processor-slot Macs (including most early PCI Power Macs and several clone systems), and the Tempo HD, a 20GB, 30GB, or 40GB hard drive on a PCI card designed for easy plug-and-play installation. —JASON SNELL



The Sonnet Crescendo/WS

WHAT A SPATE OF SOFTWARE PURCHASES MEANS FOR APPLE

Apple's Pro Push

New hardware and OS X grab the headlines. But without much fanfare, Apple has been adding to its arsenal of apps aimed at high-end multimedia pros, thanks to a spate of recent acquisitions that include a who's who of the film and video post-production business.

Following last year's purchase of DVD-authoring-software giant Spruce and of Focal Point Systems and its FilmLogic software, Apple bought Nothing Real and its flagship compositing product, Shake, in February of this year. It added compositing software company Silicon Grail and India Titler Pro maker Prismo Graphics in June, followed by the July purchase of Emagic and its Logic audio software.

"It seems to be rounding out quite well," says Rami Katrib, the president of Los Angeles-based post-production service provider Digital Film Tree, who views the purchases with interest. "Audio has always been a missing element, and clearly the Emagic purchase has addressed this to some level."

Apple isn't confining its interest to Mac software. Many of the technologies it has bought have been for Windows or Unix. But OS X's Unix base will make porting an app such as Shake to the Mac platform a lot easier. And while Apple says Shake will continue to be available for the PC and IRIX, it has cut the OS X version's price in half to lure more users to the Mac.

Put all this software together with Apple's latest hardware offering, says Digital Film Tree chief technological officer Tim Serta, and Apple offers pros a rather compelling package. "In a post environment, the Xserve is going to play a key role in render farms," he adds.

"When you step back and look at it, [Steve Jobs] runs a computer company but he also runs an animation studio," Serta adds. "So he thinks like a studio head and he knows the tools that are needed to get the job done."—ANTON LINECKER

MACCENTRAL.COM READERS RAISE MONEY FOR CHARITY

Image Consciousness



A mosaic project developed entirely by forum members of Macworld.com's sister Web site MacCentral.com was auctioned off at July's Macworld Conference & Expo in New York, to help raise money for United Cerebral Palsy. The 28-by-

20-inch MacCentral Mosaic is composed of 35 4-by-4-inch tiles, each produced by a MacCentral.com forum member. At press time, the project had raised more than \$3,000 for charity. For more on the project—including companies that donated to the effort and information about the artists and the software they used to create their tiles—visit the MacCentral Mosaic Web site at <http://mosaic.maccentral.com>.—MACWORLD STAFF

PRODUCT WATCH

OCTOBER 2002

Quicken on Demand

When updating Quicken last year, Intuit (800/952-2558, www.intuit.com) introduced a one-step update feature that let users of the personal-finance software access multiple online financial accounts in a single click. With the newest version of Quicken, now available on retailers' shelves, Intuit has expanded the application's money-management bag of tricks by giving users the ability to control when the program goes online to retrieve financial data.

Quicken 2003 for the Mac adds a Scheduled Updates tool that lets users select when they want to download transactions, stock prices, and other financial information from online accounts at more than 1,200 participating banks, credit card companies, and brokerages. Users will be able to set different download times for different accounts—retrieving stock information every day, for example, while downloading bank transactions on a weekly basis. That's a stark contrast to the Windows version of Quicken, which offers only a global scheduling feature.

OS X compatibility, introduced in last year's version, remains in Quicken 2003. But the update interface sports a more Aqua-like interface with photo-realistic buttons.

Downloaded bank, credit card, and investment transactions are displayed in a single window for more convenient review. Quicken 2003 lets users track written checks and deposits made from a brokerage account, eliminating the need for a separate link. And the program includes support for more advanced investment actions: tracking stock splits, mergers, and spin-offs, for example.

Quicken 2003 sells for \$60; registered users of previous versions receive a \$20 rebate if they upgrade. In addition to running on OS X 10.1.4 and higher, the program runs on OS 9.2.2.—PHILIP MICHAELS

Hardware



Printers

Four photo printers from Hewlett-Packard (800/752-0900, www.hp.com): The **HP Photosmart 7550** (\$399), **7350** (\$249), and **7150** (\$179) all feature 4,800-by-1,200-dpi resolution and a new print technology that, when used with HP's Premium Plus Photo papers, aims to match the photo quality and permanence of traditional processed prints. The 7550 features a 1.5-inch LCD display. The **HP Photosmart 130** (\$179) is a portable printer that produces 4-by-6-inch prints at a resolution as high as 4,800 by 1,200 dpi.

Input Devices

A remote control from Keyspan (510/222-0131, www.keyspan.com): The **Presentation Remote** (\$79) features a 900MHz radio-frequency signal with a range as long as 40 feet. The remote, which is designed for presentation software, also offers full cursor control and a laser pointer.

Storage Devices

A line of FireWire pocket drives from WiebeTech (316/744-8722, www.wiebetech.com): The **NanoGB** uses the Oxford Semiconductor OXFW911 FireWire bridge and measures 0.5 by 2.9 by 5.6 inches. It comes in 20GB (\$218), 30GB (\$260), and 40GB (\$300) capacities at 4,200 rpm. A 40GB, 5,400-rpm model (\$420) is also available. USB 2.0 versions of the NanoGB are also available in 20GB (\$200), 30GB (\$240), and 40GB (\$280) capacities.

System Hardware

CPU-upgrade cards from Other World Computing (800/275-4576, www.macsales.com): The **Mercury G3/533MHz ZIF** (\$200) and **Mercury G4/550MHz ZIF** (\$270) upgrade cards are aimed at beige Power Mac G3, blue-and-white G3, and G4 Yikes models.

The missing piece of the Mac OS X puzzle



Introducing Drive 10 version 1.1. Optimizes and defragments your Mac OS X drives and much more.

For Apple's next-generation operating system, you'll need a next-generation disk utility. That's why Micromat has introduced Drive 10, the first and final disk utility for Mac OS X. Problems with your drive? Drive 10 can repair almost any drive problem with one simple click of your mouse. All within Mac OS X's native environment.

And with the introduction of version 1.1, you can now optimize and defragment your Mac OS X drive from within Mac OS X. Plus, we've added a whole host of new repair routines that allows you to find and correct drives problems that other utilities would simply abandon.

Drive 10 is a world-class diagnostic and repair utility. Using time-tested routines developed exclusively for Mac OS X, Drive 10 offers many tools for checking and repairing any drive on your system. The included Drive 10 CD-ROM will boot your machine to repair hard drives that won't even appear on the desktop.

Don't entrust your Mac OS X drive to ancient and outdated utilities. Protect your data and drive safely with Drive 10.



From the makers of TECHTOOL PRO



Micromat Inc.

800-829-6227

707-566-3831

info@micromat.com

www.micromat.com

©2002 Micromat, Inc. All rights reserved. TechTool is a registered trademark of Micromat, Inc. Drive 10 is a trademark of Micromat, Inc. Macintosh and AppleCare are trademarks of Apple Computer, Inc.

Choose 37 at www.macworld.com/getinfo

WHAT'S HOT

A Quick Look at the World of Tech

1. **Macromedia and Adobe resolve their patent-infringement disputes.** Under the settlement, future conflicts between the two companies will be settled by three-legged races, pie-eating contests.
2. **Mac users react angrily to \$100-per-year subscription rate for .Mac accounts.** To appease users who don't want to pay for a @mac.com e-mail address, Apple is mulling over a free @macdeadbeats.com option.
3. **Apple expects the number of OS X users to double to 5 million by the end of 2002.** Coincidentally, experts predict that the number of people asking, "When's the OS X-native version of QuarkXPress coming out?" will also double around that time.
4. **More Apple Stores open around the country, including one in New York City.** Things got off to a bumpy start, though, when Mac Geniuses at the New York store kept answering tech-support questions with "You talkin' to me?"

CPU-upgrade cards from PowerLogix (512/401-9902, www.powerlogix.com): The **700MHz PowerForce G4 Series 100** is for Power Mac G4s and G4 Cube systems that originally came with 350MHz to 500MHz processors. The **733MHz PowerForce G4 Series 133** is aimed at Power Macs that shipped with 466MHz to 667MHz CPUs (prices range from \$449 to \$799).

Software



Graphic Software

Maya 4.5, from Alias|Wavefront (800/447-2542, www.aliaswavefront.com): The 3-D-animation software utilizes new modeling tools, integrated 3-D Paint, and multi-processor support for rendering. The latest version synchronizes Maya for Mac OS X with the versions of Maya available for other platforms (\$1,999; upgrade, \$699).

Internet Software

AOL for Mac OS X, from America Online (888/285-8007, www.aol.com): The Mac client for the online service runs natively in OS X. It features full HTML mail, improved integration between e-mail and the address book, and enhanced search features (pricing varies).

Productivity Software

DayLite Group Edition, from Marketcircle (888/287-9186, www.marketcircle.com): The contact and customer-relationship management application for OS X lets users share contacts, projects, and sales-opportunity management at a company-wide level.

Mariner Write 3.0, from Mariner Software (614/775-0051, www.marinersoftware.com): The word-processing software adds

OS X compatibility, the ability to read Microsoft Word documents, mail-merge functionality, document sharing by saving as a PDF, and on-the-fly spelling-checker capabilities (\$80; upgrade, \$25).

Utility Software

Drive 10 1.1, from Micromat (800/829-6227, www.micromat.com): The diagnostic and repair utility now allows users to optimize and defragment OS X drives from within OS X (\$70; upgrade, \$40).

Move2Mac, from Detto Technologies (425/746-0110, www.detto.com): The migration utility enables PC users to move application preferences, files, folders, and other personal information from a Windows PC to a Mac. Move2Mac is expected to ship in September (\$60).

Announced



Settlement

A settlement between Adobe (800/833-6687, www.adobe.com) and Macromedia (800/470-7211, www.macromedia.com): Adobe and Macromedia both won patent-infringement lawsuits against each other earlier this year. Terms of the settlement were not disclosed. Both companies said customers would not be affected by the settlement.

Relaunch

The return of a Mac-compatible version of **QuickBooks**, by Intuit (800/952-2558, www.intuit.com): In early 2003, the company expects to release an updated version of the small-business finance program that will run on OS 9 and OS X. Intuit last updated QuickBooks in 1998.—COMPILED BY PHILIP MICHAELS

DOUBLE LCD MONITOR SPORTS 3-D LOOK

Deep View

Take a pair of LCD monitors, lay them on top of each other, and you've got the idea behind the innovative Multi-Layer display, from Deep Video Imaging (860/224-8900, www.actualdepth.com). But this isn't a simple case of double vision—the hardware turns white pixels on the front panel transparent, letting the deeper LCD show through. Since the panels are physically separated by as much as 1.5 inches, objects on the near screen appear to float above the background. And unlike other 3-D monitors, the Multi-Layer display doesn't require that you wear special glasses. Deep Video Imaging says its product has drawn interest from application developers for fields ranging from air-traffic control to medical imaging. The Mac-compatible Multi-Layer requires either two video cards or a single card with dual-display support. While the monitors are still too pricey for gaming and other home use—they cost between \$3,000 and \$6,000—think of them as ushering in a new dimension of display technology.—FRANKLIN N. TESSLER



Mac OS X Updates

powered by



Apple iDisk Utility 1.0

Opens other users' public folders, manages iDisk

Apple QuickTime 6 MPEG-2 Playback 1.0

Imports and plays MPEG-2 files in QuickTime 6

Apple Xserve Update 1.0

Updates server

Audion 3.0

Audio player/encoder for CDs, MP3s, and streaming net audio

BitVice MPEG2 Encoder 1.2 SR

Software MPEG-2 encoder

Carbon Copy Cloner 1.3.1

Copies OS X installs to another drive or partition

Deneba Canvas 8.0.4

Vector, bitmap, text media illustration software

ExecutiveSync 1.0

File synchronization utility

Extensis Portfolio Server 6.1

Server for media-management system

File Buddy 7.2

Desktop and file/folder editing and task tool

FolderSynchronizer 3.0

Tool to sync and backup files and folders

Freeway 3.5.5

WYSIWYG HTML editor

Helios 1.2

OpenGL screen saver

iTunes Tool 2.0

Floating iTunes controller

Logitech Control Center 1.0

OS X support for USB mice and keyboard drivers

Marine Aquarium 1.1

Aquarium screen saver

Microsoft Handheld Sync for Entourage X 1.0

Palm sync/transfer tool

Microsoft Remote Desktop Connection 1.0

Client to connect to PCs

Nikon Capture 3.0

Software for D1, D100, Coolpix 5700 series cameras

PHP 4.2.2

Web scripting language

Project Timer 1.1.1

Project time-tracking software

Timbuktu 6.0.2

Connection menu of remote control tool now an OS X system menu

TwilightBrush 2.5

Photo-editing and paint application

Virtix Spectra 1.1

20 color correction filters for iMovie

VirtualLab 1.1.1

Recovers deleted files and drives with partition problems

X-Tunes 1.0

Remote control for iTunes 3.0

For these and other current updates, visit:

www.macworld.com/subject/updates

Simply Faster...

1GHz G4 Breakthrough!



CRESCENDO™/PCI G4

800 MHz Processor Upgrade Card for
PCI Power Macintosh Computers

ENCORE™/ST G4

800 MHz & 1 GHz Processor Upgrade
Cards for Power Mac G4 AGP Graphics

The power to create a modern digital hub. The freedom to enjoy iPod, iTunes, and iMovie without a hitch. The speed to handle OS X. With up to 1 GHz of power in a plug-and-play processor upgrade, Sonnet turns last year's desktop into this year's digital media center. No other upgrade even comes close. You'll experience such gratifying performance improvements it will feel like a new machine. Sonnet Technologies. Simply Faster.

- Accelerates performance to new levels
- Encore/ST compatible with AGP Graphics, Gigabit Ethernet, Digital Audio, G4 Cube*, and single-processor Quicksilver models
- Crescendo/PCI compatible with 7300-9600 and clone-equivalent machines
- Installs in minutes. Simply Fast.
- No jumpers, no switches, no control panels.
- OS X Ready**

For more information go to: www.sonnettech.com

* Cube requires additional installation kit, and professional installation is highly recommended.

** PCI X Installer available for additional fee. Encore/ST G4 is built for OS X.

Choose 133 at www.macworld.com/getinfo

SONNET
SIMPLY FAST™

Connect

Adapt

Accelerate

Store

REVIEWS

Reviews you can trust: Macworld rates only final shipping products, not prototypes. What we review is what you can actually buy.

DREAMWEAVER MX

Well-Established Web-Design Software Embraces Up-and-Coming Technologies

BY DAVID MCFARLAND

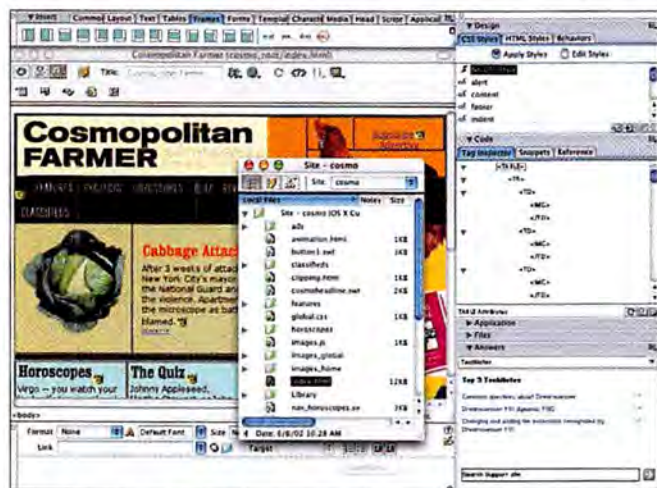
With its sophisticated visual editing environment, adherence to good coding practices, and powerful site-management tools, Macromedia's Dreamweaver has time and again proved itself the best tool for professional Web development. But the Web's ever-changing technology, and competition from the much improved Adobe GoLive 6.0 (*Reviews*, June 2002), has recently left Dreamweaver 4 showing its age.

The newest Dreamweaver incarnation, Dreamweaver MX, is an ambitious attempt to reach a wide audience of developers, from novices to experienced Java programmers, and to embrace a wide range of technologies, from static Web sites to complex server-side technologies such as PHP and ASP.NET. Most Web developers will find more than they'll need in this package, and at times the everything-plus-the-kitchen-sink feature set feels a

little rough and unfinished. But this OS X-native application is a significant update that adds powerful text-editing features, as well as expanded database and server-side integration. Furthermore, it embraces standards such as XHTML and XML.

Aah, Aqua

Dreamweaver MX's Aqua interface is a thing of beauty. But beyond superficial appearances, Dreamweaver MX presents a nicely designed, integrated interface that's a big improvement over Dreamweaver 4's sometimes cluttered and overlapping floating windows (see "A Well-Organized Whole"). As in Dreamweaver 4, palettes appear in related groups, but now you can move and resize all the palette groups as a single window. In addition, if you use other Macromedia software—such as Fireworks MX and Flash MX—you'll be pleased by the consistent interface they share.



A Well-Organized Whole Dreamweaver MX's reworked interface is clean and Aquafied, with most windows organized on the right side of the screen.

Dreamweaver MX also runs comfortably in OS 9 and exhibits the same (but non-Aquafied) interface improvements.

Speaking Many Languages

Dreamweaver MX understands that a vanilla HTML file is only one of the many different file types Web developers now have to contend with. When you're creating a document, Dreamweaver MX lets you select from more than 30 different file types, including Cascading Style Sheet (CSS), JavaScript, XML, and even Flash ActionScript files. Dreamweaver MX can now create XHTML files—an XML-compliant form of HTML promoted by the W3C. You can make an XHTML file when creating a new file, and you can even convert a standard Web page to XHTML. Although this feature is great, the product misses the mark by not providing a batch option for converting an entire site to XHTML.

Many of the enhancements in Dreamweaver MX are aimed at bolstering its hand-coding features. The new Code Hints feature, for example, provides access to contextual menus with relevant tag attributes, boosting productivity tremendously. This is a nifty feature you won't find even in the Mac text-editing mainstay, Bare Bones Software's BBEdit.

The new Snippets panel lets you store frequently used HTML code—such as common table designs or JavaScript programs—for later reuse. When you need to create the same table design for the hundredth time, you'll be glad that the Snippets panel is just a click away.

If you're a stickler for standards, a built-in validation function lets you check an individual Web page (or an entire site) for compliance with a variety of standards such as HTML 4.0 and XHTML 1.0 (strict or tran-

sitional). Dreamweaver MX can even check XML files for proper syntax, though it would be helpful if Dreamweaver could validate them against a DTD (document type definition).

The Dynamic Edge

Dreamweaver MX includes all the dynamic Web-site tools of Dreamweaver UltraDev—and then some. It works with seven different server models (combinations of application server software and programming languages that allow database connections and provide server-side programming features), including ASP.NET and PHP, which are new to the program and highlight Macromedia's efforts to keep current with new and successful Web technologies.

The new Databases panel lets you view the structure of a database, including its tables and rows, as well as view data straight out of any table in the database. New form controls also let you quickly create dynamic radio buttons, pull-down menus, and other form elements that draw their values from a database. But unfortunately, you won't find the same feature sets for all the different server models. PHP developers will be disappointed by the lack of some basic features that have been offered in other server models since UltraDev: the more notable omissions are PHP server behaviors—for controlling access to a site with login pages—and a Master/Detail application object.

Back to Basics

With a few notable exceptions, the basic Web-page-building and site-management tools have remained the same. Only one new behavior—a nifty dynamic HTML pop-up menu tool—has been added (though you'll find a much more powerful version of it

7.0 a publishing tool without peer on the Mac. This extremely powerful package can deliver output to print, PDF, HTML, XML, SGML, eBook, Palm Reader, and MS Reader while retaining the integrity of the original document. Given this range of formats, it's possible to repurpose FrameMaker documents for a variety of distribution methods, such as Web sites, database applications, and basically any program that can make good use of XML.

FrameMaker retains its Save As HTML option, and it's customizable through mapping tables, but to give greater control over HTML export, Adobe has bundled WebWorks Publisher Standard Edition 7.0, instead of the Lite version it included with previous versions of FrameMaker. (If your HTML needs are very complex, the Standard Edition may not suit you; you may need to step up to WebWorks Publisher Pro.)

On the import side, FrameMaker can display most popular raster-image formats, EPS, text insets, native Adobe Illustrator 10 files, PDFs, and now SVG

(Scalable Vector Graphics). You can even import a QuickTime movie into a document; however, if you then choose to output the document to PDF, the movie won't survive the trip.

These import and export capabilities are bolstered by FrameMaker's new support for workgroups. Version 7.0 includes some basic document-management tools that let users define shared servers or folders and check files in and out as needed. And like many other Adobe products, it includes support for WebDAV (Web Distributed Authoring and Versioning), which allows for easy identification of the various iterations of a document.

Next on the Wish List

Even though FrameMaker 7.0 has some small but significant improvements, there are still a few items on our wish list. You can't drag and drop text blocks, and long footnotes still don't break over multiple pages. And the program can't create automatic endnotes, though you can construct them manually with relatively little effort.

Among FrameMaker's new features is the ability to select unstructured or structured mode, and you can also determine which mode launches when you start the program (see "Choose Your View"). The program can also automatically assign a particular master page layout to a body page based on the latter's contents. And the number of allowed automatic running headers and footers has been increased from 4 to 12.

Speed and Performance

In our tests with documents of 1,000 pages and larger, FrameMaker 7.0 was stable, reliable, and surprisingly fast, even on one of our older test machines, a 250MHz Wall Street PowerBook G3. We didn't encounter any bloat-induced sluggishness, even with the inclusion of the new tools. FrameMaker also ran just fine in OS X's Classic mode.

Our one performance-related complaint is that screen redrawing is dodgy, with occasional lingering text artifacts. You can update the display via a key command, but with the processor power available in modern Macs, there's no good reason for this glitch. A more irritating display issue sullies FrameMaker's otherwise superb table function: in table cells that have a color fill, selecting the cells doesn't reverse the color around the text, so you can't see what text you've highlighted.

Learning FrameMaker

FrameMaker gains much of its productivity and efficiency through the use of properly designed templates. Given a template, the average user can learn to work with FrameMaker in a relatively short time. (FrameMaker comes with several sample templates, and more are available through the FrameMaker user community, which you can find on Adobe's Web site and other FrameMaker sites.) Becoming a template developer takes much longer, but the intrepid developer can, without too much difficulty, learn to build templates for creating unstructured doc-

uments. But if you intend to develop structured documents, you'll probably want to hire outside expertise. If you plan to write your own DTDs (Document Type Definitions) and EDDs (Element Definition Documents) for XML publishing, you'll likely need some specialized training.

FrameMaker's user guide is shorter than earlier versions' but serves as a decent reference manual, with a new design and a good index. The FrameMaker installation includes more than a dozen online PDFs that cover various topics in more depth. FrameMaker Help is easy to navigate and addresses many common questions reasonably well.

Macworld's Buying Advice

FrameMaker is overkill if all you need is a simple word processor or page-layout application. But if you maintain documents that are both long and long-living, such as books or technical manuals you want to repurpose, you owe it to yourself to check out FrameMaker 7.0, and for authoring structured documents, it's the only game in town.

FrameMaker 7.0 is powerful and well behaved. The strength of its tool set and the efficiency with which it handles long, complex documents and multiple delivery formats more than compensate for its few irritating flaws. With its variety and depth of useful features, it will no doubt pay for itself in very short order. □

RATING: ★★★★★

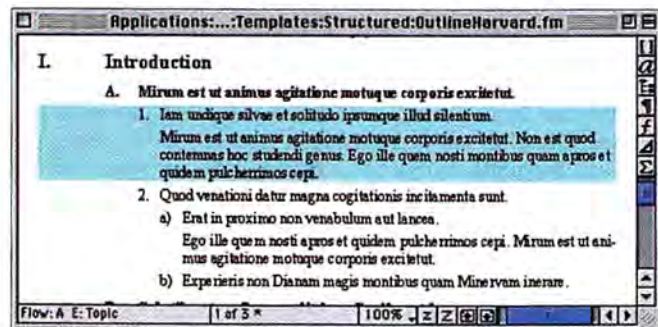
PROS: XML import and export; WYSIWYG XML editor expands program's uses; superb table function; stable and fast; many output formats.

CONS: No OS X support; takes a long time to master; lacks support for multipage footnotes; some screen-redrawing bugs.

PRICE: \$799; upgrade from previous versions, \$349

OS COMPATIBILITY: Mac OS 9

COMPANY: Adobe Systems, 800/833-6687, www.adobe.com



Choose Your View FrameMaker 7.0 lets you view your document in either a WYSIWYG unstructured mode (top), which allows easy creation and editing of structured documents, or a structured mode (bottom), which validates your document's structure and lets you move elements by dragging and dropping them.

FIREWORKS MX

Web-Graphics Program Provides Refined Features and Added Versatility

BY SANDEE COHEN

With the latest updates to its line of Web-site and graphics-creation programs, Macromedia has united Fireworks, Dreamweaver, and Flash under the MX label. For Fireworks—which has consistently been the image editor of choice for design pros—the name change has brought with it better integration with other Macromedia tools, an improved interface, and OS X compatibility.

But the latest version of Fireworks, which runs in OS 9 as well, also includes user-friendly improvements to old features, lets you use Flash to create custom commands, and eliminates specified modes for bitmap and vector editing. Add all this to the existing Find and Replace, Symbols, and automation tools for batch processing, and Fireworks MX has enough features to merit a paid upgrade or first look, from anyone who has to produce and maintain the hundreds of graphics found in a typical Web site.

Multiple Apps Cooperate

With MX, Macromedia has unified its Fireworks, Dreamweaver, and Flash interfaces (see our Dreamweaver MX review, elsewhere in this section), making it easier for someone who knows one program to pick up another. (Though existing users may need to get accustomed to the interface changes, they'll start to appreciate them in no time.) For Fireworks MX, the biggest interface change is the combination of the Fill, Stroke, Effect, Info, Options, and Object panels into a single, context-sensitive Property Inspector panel, similar to the one in Dreamweaver. The reduction in clutter is an improvement, but you can't vertically orient the Property Inspector, and it takes up a lot of screen real estate.

All the Aqua interface elements are now incorporated into

Fireworks MX as well; however, the program felt a bit sluggish when we styled objects and optimized graphics in OS X, compared with performance in OS 9.

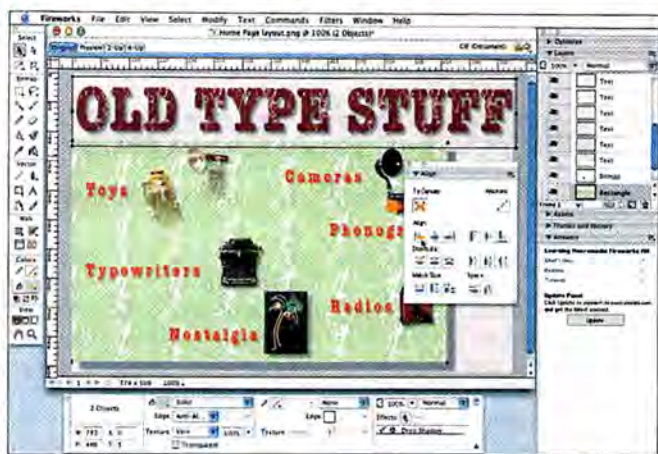
There's also improved integration between Macromedia applications. You could use Fireworks 4 (★★★★; *Reviews*, April 2001) to export graphics and HTML code to and from Dreamweaver, but doing so involved clicking through a confusing array of menus and dialog boxes. The new Quick Export menu lets you launch Dreamweaver or other Macromedia apps right from the document window.

Flash in Fireworks' Interface

Fireworks MX gives users the revolutionary ability to create custom Fireworks features with Flash. Among these Flash-generated features are the new Align, Add Arrowheads, Twist and Fade, and Fade Image panels. Earlier versions of Fireworks used JavaScript commands to modify graphics and automate tasks, but these JavaScripts were limited to a primitive interface that didn't allow for on-screen panels. Now Flash SWF movies work within the Fireworks application environment. So instead of creating only simple JavaScript commands, developers can create JavaScript and ActionScript commands that use a Flash SWF panel as an on-screen interface.

Even better, if you go to the Macromedia Exchange Web site for Dreamweaver, at www.macromedia.com/exchange, you can download additional commands—new Fireworks MX features by third-party developers.

Fireworks MX's Data-Driven Graphics Wizard, created by author Joe Lowery, is a good example of just how powerful these commands can be. This Flash/JavaScript wizard uses XML variable data such as database information and different product images to quickly build



Well-Appportioned Panels The new Property Inspector panel (bottom) reduces clutter, and other new panels, such as Align (center right), offer additional features.

multiple versions of Web pages and ad banners. Using this capability is similar to running a word-processing mail merge, but with both text and graphics automatically changed in each iteration.

No Worries about the Mode

Macromedia has also made significant improvements to the way Fireworks works with bitmap images and vector objects. Instead of making you switch between bitmap and vector mode and juggle the tools for each, as in previous versions, Fireworks MX automatically switches to the proper mode for the tool you choose, and tools are organized by function. Rather than forcing you to figure out which tools work in which modes, pixel-retouching tools such as the Vector Brush tool always work in the bitmap mode. Path-creation tools, including the Vector brush, automatically switch to the vector mode. Also new are retouching tools for bitmap editing, such as Blur, Sharpen, Dodge, and Burn.

Despite Fireworks' strengths for developing Web graphics, Web designers will still need Adobe Photoshop, for its exclusive imaging and drawing features. For instance, Photoshop 7 contains 22 blend modes; Fireworks MX, 13. In addition, the new Healing brush and filters such as Dust & Scratches are unavailable in Fireworks.

Features Get Better with Age

In Fireworks MX, you'll find refinements to existing features. You can now design pop-up

menus laid out either horizontally or vertically, instead of being limited to the latter. And rather than working with a cumbersome Text Editor, you can edit and format text directly on a page, via the options in the Property Inspector panel. And there's even a spelling checker for text.

Macworld's Buying Advice

Fireworks MX's seamless integration with other Macromedia Web-development apps makes it a worthwhile upgrade if you build Web sites and applications with Dreamweaver MX—and especially if you've moved to OS X. If you're a designer who creates large volumes of Web graphics, you'll appreciate Fireworks' automation features. But if you create just a few Web graphics or if you want to generate sophisticated imaging effects, you may want to stay with Photoshop's simpler Web features and imaging tools. □

RATING: ★★★★★

PROS: New interface and seamless integration with other Macromedia Web-design software; reduced panel clutter; additional JavaScript and ActionScript extensibility commands available from third-party developers.

CONS: Slow OS X performance when styling objects and optimizing graphics; existing users may need to adjust to new interface.

PRICE: \$299; upgrade from Fireworks 4, \$149

OS COMPATIBILITY: Mac OS 9, Mac OS X

COMPANY: Macromedia, 415/252-2000, www.macromedia.com

COMPACT PROJECTORS

Bright, Light Projectors Illuminate Business or Home

BY JEFF PITTELKAU

Compact projectors are playing new roles on the road and in the home. Easy to tote, the latest models weigh about the same as or less than your PowerBook, and they're around the same size as the lunch box you may have carried when you were a kid. But don't think their diminutive size and weight mean compromised image quality. The models we tested project bright, sharp, colorful images. And each projector has an array of inputs that allow it to play well with Macs, PCs, gaming consoles, and home-theater setups (in standard analog or digital HDTV).

Macworld Lab tested five models that range in price from \$2,295 to \$4,599 and weigh in at 3.8 to 6.4 pounds. All are based on 1,024-by-768-pixel imaging systems that scale to display other resolutions. Three models use LCD (liquid-crystal display) technology: the Canon LV-X1, Epson PowerLite 720c, and ViewSonic PJ550. The other two employ Texas Instruments' DLP (Digital Light Processing) technology: the BenQ SL705X and the Boxlight Cinema 17SF. In past reviews, LCD-based models have fared better in our tests; however, the DLP-based Cinema 17SF impressed us with its stunning contrast and color quality. (For our last projector roundup, see *Reviews*, June 2001).

Hooking Up

Each projector comes with all the inputs you'll need to connect to your Mac—and nearly anything else that generates a video signal. All come with the connections you'd expect: analog VGA, to hook up to your Mac or other computers, as well as composite video, S-Video, and component video for home-theater and gaming setups. Only the Cinema 17SF projector also includes a DVI connection—the emerging standard for digital-video connection—which is used on the latest Titanium PowerBook G4s and Power Mac G4s.

Each projector connected without a hitch to our Titanium PowerBook G4's VGA port. (The latest PowerBook models ship with a DVI port but include a VGA adapter.) Fortunately, we already knew how to change our PowerBook's video resolution to exactly match each projector's 1,024-by-768-pixel imaging system. We also knew how to enable video mirroring so that the projected image would be identical to the PowerBook's. But if you're not armed with this knowledge, you may not have it so easy: the PowerLite 720c is the only projector in this roundup that features detailed setup instructions for both OS 9 and OS X in its instruction manual—a small but appreciated touch for Mac owners.



The Boxlight Cinema 17SF

Welcome Extras

Another plus of the PowerLite 720c is its ability to store any image—via any of its video-in ports—as the splash screen that comes up when you turn on the projector. This can be an important detail for an image-conscious business that wants its own logo—instead of that of a projector company's—to come up when an employee turns on the projector. This feature could also be used to provide internal technical-support contact information if the projector is shared by many employees.

Remote controls come standard with each projector, allowing you to turn the projector on and off and operate all of its menu-driven adjustments. The SL705X, LV-X1, PowerLite 720c, and PJ550 come with small, thin remotes. The Cinema 17SF's remote was larger, but it was also the only one with backlit buttons, which are useful if you're fumbling to operate your projector in a dark room. The PowerLite 720c and LV-X1 remotes do double duty as rudimentary pointing and clicking devices, sending signals to the projector, which has a USB port. BenQ bundles a laser pointer with a remote scroll wheel—but it's not Mac-compatible.

Four of these models come with a padded carrying case, but if you want Boxlight's case for the Cinema 17SF, it'll cost you an extra \$50.

How They Look

Much like slide or movie projectors, digital projectors use a high-intensity light source and lens system to project images onto a screen. One of two techniques is employed to make a picture. LCD projectors rely on an assembly of beam-splitting mirrors that

channel red, green, and blue light through three separate LCD modules, one for each color channel. Prisms reassemble the light beams into one, which is then projected onto the screen by the lens.

DLP projectors, on the other hand, use a digital micromirror device (DMD) chip, which has microscopic cells that rotate ever so slightly to send light through or away from the projector's lens. Varying shades are created by pixels that switch on and off thousands of times a second. Because a DMD chip can't create color on its own, portable DLP projectors employ a rotating color wheel to filter light into repeating pulses of red, green, and blue; the DMD chip displays subframes of color information precisely in sync with each colored light pulse.

We connected our PowerBook G4 and ran our standard suite of projector tests. First, we displayed Excel charts and text with the room's overhead lights turned on. We were impressed by the super-bright PowerLite 720c, which featured an ample 1,500 ANSI lumens, compared with the 1,000 to 1,200 ANSI lumens of the other models in this roundup. (ANSI lumens are a standard measurement published by projector manufacturers for comparison of brightness among models.) This extra brightness will come in handy should you need to project a large image an audience will view from many feet away.

All of the projectors clearly replicated the text in our documents, though there were slight differences. On the SL705X, the small text in our Excel spreadsheet was slightly smeared, and a small amount of jitter was noticeable up close; however, from a normal viewing distance of six feet or more, even the smallest text was clear and readable. The

Shining Stars

	Brightness	Contrast	Color	Text	DVD Video
BenQ SL705X	●●●	●●	●●●	●●	●●
Boxlight Cinema 17SF	●●	●●●	●●●	●●●	●●
Canon LV-X1	●●	●●	●●●	●●●	●●
Epson PowerLite 720c	●●●	●●	●●●	●●●	●●
ViewSonic PJ550	●●	●●	●●●	●●●	●●
●●● EXCELLENT ●● ACCEPTABLE ● POOR					

A jury of experts evaluated each projector and rated quality as excellent, acceptable, or poor. Our test images included color and gray-scale Photoshop 7.0 files and Microsoft X, Excel X, and PowerPoint X files. All tests were performed using a Titanium PowerBook G4 running Mac OS X, with screen resolution set to 1,024 by 768 pixels and video mirroring enabled. DVD video tests were performed using the PowerBook's built-in DVD player. Each projector was connected with its supplied VGA cable to the PowerBook's video-out port. —MACWORLD LAB TESTING BY JAMES GALBRAITH

Cinema 17SF, LV-X1, PowerLite 720c, and PJ550 displayed sharp text with no jitter—even when viewed up close.

We switched off the overhead lights to evaluate each projector's ability to display black-and-white and color photographs, which were used to assess each projector's contrast and color capabilities. In these tests, only one projector—the Cinema 17SF—displayed believable blacks. This isn't surprising, considering its factory spec for contrast ratio—1,000:1, which is much higher than any other model we tested. But the other projectors' contrast was quite acceptable, and they're likely to perform well in conditions in which there's a lot of background light.

In our color test, we had to tweak some models a bit to yield the best results. These projectors offer many welcome controls—beyond brightness, contrast, and tint—for adjusting color balance. With the exception of the SL705X, which projected too-dark reds and undersaturated greens, the models we tested displayed excellent color, which makes them ideal as a projection source for digital photographs. Overall, we liked the Cinema 17SF the best, because it displayed very accurate color without needing any adjustments.

The Cinema 17SF's excellent color quality and contrast made a repeat performance in our DVD video test. The others performed well enough to use for your next Super Bowl party, but the Cinema 17SF is the only model we'd consider for permanent installation in a home theater or other setting where its primary function would be playing DVD movies. (For more on using these projectors in the home, see "Tips for Home Use".)

As we'd expected, we did see the occasional red-green-blue pulses of light following fast-moving objects in our test DVD movie, *X-Men*, on both the Cinema 17SF and SL705X, owing to their single-DMD designs. The LCD-based projectors fared significantly better with motion, although they had their own visible artifacts—the mask between each pixel was visible and made it seem as if we were watching our videos through a window screen. This problem also occurred on the DLP-based models, but it was more prominent on the LCD projectors.

A projector's optics produce a perfectly rectangular image when the projector is positioned at an ideal height, not at the height of the projection screen or wall on which the image is being displayed. This ideal height is almost impossible to reach, so most projectors display a form of projected-image distortion known as *keystoning*, in which the top of the projected image is larger than the bottom, or vice-versa. Thankfully, each projector comes with a digital keystone control, which predistorts the projected image so that it looks perfect on the screen. The PowerLite 720c is the only model with a sensor that automatically enables keystone correction. This sensor did a pretty good job and will come in handy if you're not a perfectionist.

These projectors are designed for years of trouble-free service, but there's one long-term operating cost you should consider. Each projector uses a metal-halide arc lamp, which has a fairly long life—on the order of 1,000 to 2,000 hours, depending on the projector model. Arc lamps lack a filament, so they won't be damaged by the vibration and jostling that occurs when you tote the

Whether you plan to use a compact projector in your home only occasionally or install one as part of a permanent home-theater setup, here are a few ways to maximize your enjoyment.

Location There are several places you can set up your compact projector. The easiest—but also the most intrusive—place is on a coffee table between your seating and the projection screen or wall. To reduce the distraction of the projector's fan noise, you may want to put the projector on a shelf behind the seating area or, if your projector allows, mount it to your ceiling with an optional ceiling mount.

For the best contrast and color quality, you'll want to use your projector in a very dark room. If your viewing room has a lot of windows, you may want to invest in room-darkening shades or drapes.

Screen You can project an image directly onto a wall, as long as your wall is painted white or a near-white shade. But you'll get the best results if you purchase a projection screen, particularly one with a coating that maximizes the amount of light reflected into the viewing area.

Cables Even if you plan to use a compact projector only occasionally, you'll want to run appropriate video cables to where your projector will be located. The simplest approach is to run them under a carpet or rug. For a permanent installation, however, you'll want to run cable in the floor, ceiling, or walls.

Sound Projectors can manage only stereo, not surround sound. And long cable runs will degrade sound quality. For these reasons, we recommend that you use your home-theater receiver to switch audio signals. And for the best sound experience, you'll want to position your speakers around your viewing screen or on your wall.

projector around. Also, instead of burning out all at once, these lamps get gradually dimmer as they age, giving you some idea of when you'll be stuck without a lamp. Eventually, the projector's built-in lamp-life timer will tell you it's time to replace the lamp, which—take a deep breath—typically costs \$350 to \$500.

Tiny Equals Tinny

All the projectors produced tinny sound quality from their built-in speakers, but that's not surprising, considering both the speakers' and projectors' small size. These projectors include only a small speaker, which results in low-fidelity sound. That isn't adequate for a conference room, classroom, or auditorium. In these cases, you'll want to hook the projector up to amplified speakers or a room's public-address system.

Another sound detail worth mentioning is fan noise. Each

projector is rated well under 40 decibels, which means that fan noise is noticeable when you're seated close to the projector. The Cinema 17SF had the quietest fan, rated at 32 decibels—we had to sit right next to the projector to hear its fan. The quiet fan is intentional, as is the Cinema 17SF's off-white color, which is intended to blend into surroundings when it's mounted on the ceiling in a home or office. The other projectors are some combination of black, silver, and blue, which looks just fine on a tabletop—and all but the SL705X can be mounted on the ceiling as well.

Macworld's Buying Advice

One projector won't do the trick for all intended uses. Though it wasn't as bright as the others, our favorite was the DLP-based Boxlight Cinema 17SF; its impressive color and contrast, built-in DVI connector, quiet fan, and decor-friendly casing make it the best choice for a permanent home or office installation where multimedia and movies are a must. If you're not in the market for a \$4,599 projector, we recommend the \$3,499 LCD-based Epson PowerLite 720c, which has enough lumens to overcome ambient light and project onto very large screens. □

Compact Projectors Compared

COMPANY	PRODUCT	MOUSE RATING	PRICE	CONTACT	BRIGHTNESS (IN ANSI LUMENS)	IMAGING TECHNOLOGY	WEIGHT (IN POUNDS)
BenQ	SL705X	★★★★	\$2,995	866/700-2367, www.benq.com	1,100	DLP	3.8
Boxlight	Cinema 17SF	★★★★	\$4,599	800/884-6464, www.boxlight.com	1,000	DLP	6.4
Canon	LV-X1	★★★	\$3,499	800/652-2666, www.canon.com	1,100	LCD	6.2
Epson	PowerLite 720c	★★★★	\$3,499	800/463-7766, www.epson.com	1,500	LCD	4.3
ViewSonic	PJ550	★★★★	\$2,295	800/888-8583, www.viewsonic.com	1,200	LCD	5.3

SPARK XL 2.5

Elegant Audio Editor Restores Sound Beautifully

BY JIM HEID

What image-editing software is to a graphic artist, an audio-editing program is to audio and video producers and musicians: an essential tool for fixing flaws, refining raw material, creating special effects, and much more.

Audio pros who use Macs have two stand-alone audio editors from which to choose: Bias's Peak 3 and, now, TC Works' Spark 2.5. We liked Peak 3's potent mix of features and its Mac OS X support, but we lamented its crude user interface, lack of printed documentation, occasional crashes, and that many of its effects plug-ins are not yet OS X native (see *Reviews*, July 2002).

Spark 2.5 is an appealing alternative. Like Peak, Spark is a two-track audio editor, and as with Peak, not all of its plug-ins work in OS X. But Spark is a much more polished program that has the edge when it comes to interface design, speed, and stability.

Many Uses

Spark can handle any two-track audio-editing task, whether for video soundtracks or audio alone. Video producers can use it to

fine-tune QuickTime movie soundtracks—like other audio editors, Spark can open a QuickTime movie and display its video as the soundtrack plays back. And musicians can use Spark to prepare sound loops and transfer them to music-sampling instruments. If the majority of your work consists of fine-tuning music loops, however, Peak's slick LoopSurfer technology will serve you better: Spark has no equivalent feature.

Audio pros and musicians can use Spark to assemble audio files and portions of files into playlists for subsequent CD mastering. Indeed, Spark excels at this, thanks to its clever three-pane window.

A Master at Mastering

Spark is available in two versions. We tested the \$749 Spark XL 2.5, which includes 21 audio-processing plug-ins in the popular VST format, as well as audio-restoration plug-ins and the superb TC Works' TC Native Bundle, a collection of plug-ins that handle equalization, reverb, and audio compression. (Unfortunately for OS X users, TC Native Bundle runs in OS 9 only. TC Works is developing an OS X version,

however, and it will be a free upgrade for registered Spark XL users.) The \$499 Spark 2.5 is essentially the same product, but does not include the TC Native Bundle or the audio-restoration features. If you're only dabbling in audio-editing for now, also check out the limited and free versions of Spark (LE and ME, respectively).

Spark XL also works with Digidesign's Pro Tools audio hardware, and can make use of plug-ins written in Digidesign's TDM format. Digidesign has yet to update its Pro Tools systems for OS X, so for now at least, this is another OS 9-specific capability.

Plugging In

Spark XL includes two audio-restoration plug-ins: DeClick removes clicks and pops, while DeNoise removes continuous background noise, such as the low rumble of a turntable or the hiss of old shellac records. We applied these plug-ins to a digitized version of a used and abused vinyl album, and the results were astonishing. DeClick deftly removed the clicks and pops without affecting the music, while DeNoise made turntable rumble a distant memory.

Spark and Spark XL even let you apply up to two plug-ins at recording time: you can clean up an old record as you digitize it, or turn your Mac into a real-time effects unit that modifies a vocal or musical instrument as you sing or play. This is a huge time-saver and a lot of fun.

With Spark's FX Machine window, you can combine plug-ins in myriad ways, routing the output of one effect into another to create exactly the sound you want. Peak 3 has a similar feature, but we found Spark's more versatile. For example, FX Machine has 20 preset "machines"—collections of plug-in routings and settings—that produce special effects, sweeten vocal tracks, and more.

Spark's batch-processing features enable you to apply its audio-manipulation talents to a series of files. The Batch Converter feature works well, though it doesn't offer as much

flexibility as its counterpart in Peak does.

Spark Sparkles

Spark's uncluttered and thoughtfully designed interface is one of its key strengths. The main window lets you see audio files and regions, playlists, and the current waveform for easy organization of the many files that constitute a CD project, for example. Spark also includes thorough printed documentation; Peak includes electronic documentation only.

Previous versions of Spark often ran slowly, but Spark 2.5 felt spry. Indeed, it was faster than Peak in some of our tests. In a particularly surprising case, normalizing a lengthy audio file took about eight minutes in Peak 3.01 and less than a second in Spark XL 2.5. The differences weren't nearly so dramatic in other areas, but the bottom line is that Spark's sluggishness is a thing of the past.

Peak does have the edge in some areas. As mentioned previously, its sample-looping features are superior to Spark's. Peak also has a wider range of audio-processing features, although many are geared toward creating special effects and may be of limited practical value for some users.

Macworld's Buying Advice

Elegantly designed and responsive, Spark 2.5 and Spark XL 2.5 have claimed the top spot among Mac audio editors. If you don't need audio-restoration features or TDM support, you're best bet is Spark 2.5. If you're on a tight budget, investigate the Spark LE family, which costs just \$20 to \$50. And if you want to test the sparkling waters, download the free Spark ME and give it a spin before taking the plunge. □

RATING: ★★★★★

PROS: Elegant design; fast; superb audio-processing plug-ins.

CONS: Some plug-ins and features work only in Mac OS 9.

PRICE: \$749

OS COMPATIBILITY: Mac OS 9, Mac OS X

COMPANY: TC Works, 805/373-1828, www.tcworks.de



Manage the Music Spark's three-pane window helps you manage a large project. Also shown here is Spark's DeClick plug-in (lower left).

EPSON STYLUS PHOTO 2200

Photo Ink-Jet Printer Offers a Wider Color Gamut and Pro Features

BY BRUCE FRASER

Epson's pioneering efforts in photo ink-jet printing make any new offering from the company worth a look. This time around, it has hit a home run, with the \$699 Stylus Photo 2200, which replaces the Stylus Photo 2000P in Epson's product line. Ideal for photographers at either the professional or the consumer level, the Stylus Photo 2200 offers a range of new features (including a much wider color gamut and increased resolution), as well as some features previously reserved for Epson's Stylus Pro line—all for \$200 less than its predecessor.

But there's a catch. If Apple wants graphics pros to take OS X seriously, it needs to remove the current crippling limitations on OS X printer drivers; as it stands, Epson's OS X driver can't support several of the features that make the 2200 so appealing. We hope the release of OS X 10.2 will change this, but Apple has not confirmed that it will.

The Proof Is in the Pigment

The Stylus Photo 2200's new UltraChrome pigmented inks almost eliminate the green shift that plagued the previous pigmented inks when they were viewed in daylight. The inks also have an estimated print life of 80 years—comparable with the longest-lived traditional color photographic materials.

The 2200's UltraChrome ink set includes eight inks: cyan, light cyan, magenta, light magenta, yellow, light black (which greatly improves gray-scale printing), and two interchangeable black inks—Photo Black and Matte Black, each in its own cartridge (so you need to replace only the ink that runs out). The Photo Black ink works well on all paper types, but it's optimized for glossy and semigloss papers. The Matte Black ink yields a higher dynamic range on matte papers such as Epson's

Enhanced Matte, Radiant White Watercolor, and Velvet Fine Art papers, producing a noticeably denser black than the Photo Black ink. Unfortunately, the OS X driver doesn't support swappable black cartridges and is limited to Photo Black.

The UltraChrome inks also offer a much wider color gamut than the previous pigmented inks, on any paper stock. On Epson Premium Photo Glossy Paper, the UltraChrome gamut is almost indistinguishable from Epson's dye-based inks on the same paper, but UltraChrome has the benefit of greater longevity. On matte paper, the UltraChrome reds are slightly weaker than those of Epson's dye-based inks, and the Matte Black ink produces a stronger black than the dye-based inks ever did.

The addition of a light-black ink also makes the 2200 a contender for black-and-white photo printing, which was problematic in previous generations of Epson ink-jets. The black inks by themselves yielded a warm black tone, but using the full-color inks generated a range of blacks from warm to cool, without any of the color crossovers—parts of the tonal range wandering from warm to cool on the same photo—that plagued previous generations of Epson inks.

Handling, Output, and Speed

Roll-paper holders, an auto-cutter, and a catch basket, features once found only in Epson's Pro line, are included as standard equipment—this printer's ability to spit out one borderless 4-by-6-inch print per minute is impressive. Using roll-fed paper also allows you to print panoramas as large as 13 by 44 inches. The printer also accepts single sheets as large as 13 by 19 inches, and it offers a straight-through manual-feed path for heavy stocks as thick as 1.3mm.

The Stylus Photo 2200 promises a maximum resolution of



Virtual Minilab

The Epson Stylus Photo 2200 incorporates several features of Epson's Pro line.

2,880 by 1,440 dpi, double that of the 2000P. We generally take ink-jet resolution specs with a grain of salt—dot size is at least as important as resolution—but this printer's output looked slightly sharper than its predecessor's on matte papers when we examined it through a loupe, and it was visibly sharper on glossy papers, though we had to look carefully.

In OS 9, the Stylus Photo 2200 is an amazingly versatile printer that can function as a virtual minilab. But in OS X, roll-fed printing, custom paper sizes (and hence, panoramas), and borderless printing are unavailable from the driver (however, it still prints beautifully on single sheets).

One of the big complaints about the 2000P was its speed, or rather its lack thereof. Again, Epson has delivered: the 2200, at its highest-quality setting on Premium Glossy Photo Paper (which is the worst-case speed scenario), prints an 8-by-10-inch image in around 10 minutes. Lower resolutions or lower-quality settings can slash that time—an 8-by-10-inch, 720-dpi image prints in around

two and a half minutes—and still produce acceptable results.

Macworld's Buying Advice

Even with the limitations OS X places on the print driver, the Stylus Photo 2200 is quite simply the best photo ink-jet printer Epson has produced. It's a real breakthrough in desktop imaging, and it should interest anyone who wants the highest-quality photographic prints the digital darkroom can produce. If you've been frustrated by previous generations' shortcomings and have been waiting for a stable, long-lasting, large-gamut ink set, your wait is over. □

RATING: ★★★★★

PROS: Improved speed and resolution; new pigmented inks offer wider gamut and stabler appearance than previous pigmented inks; advanced paper-handling features.

CONS: Severe limits in the OS X printer driver.

PRICE: \$699

OS COMPATIBILITY: Mac OS 9, Mac OS X

COMPANY: Epson, 800/463-7766, www.epson.com

THINKFREE OFFICE 2.0

Java-Based App Offers Affordable and Easy Access to Microsoft Office Documents

BY JEFFERY BATTERSBY

Let's face it: not everybody needs to have the full version of Microsoft Office. Sure, from time to time you may need to read or update a Word document, juggle numbers in an Excel spreadsheet, or spruce up a PowerPoint presentation. But thanks to ThinkFree's self-titled ThinkFree Office 2.0, you don't have to fork over \$450 to perform the occasional tweak. This OS-X native, Java-based application gives you access to Office's most-used features in a package that won't leave you wishing you'd spent more money.

Java Won't Slow You Down

If you've ever used a Java-based application, there's one question you're sure to ask: Just how slow is this program? And here's where you'll encounter ThinkFree's most surprising feature: it's pretty zippy, and we don't mean "for a Java application." We tested the program on two systems: an 800MHz Titanium PowerBook G4 with 512MB of RAM, running Mac OS X; and a 366MHz graphite iBook with 128MB of RAM, running OS 9.1. In both cases, ThinkFree

was quite responsive, never lagging behind when we typed, added images, and opened or saved files. The only slowdown we noticed was when the application loaded, especially on the iBook, where it took about 30 seconds to open.

No Tricks, No Gimmicks

ThinkFree Office doesn't pretend to compete with Microsoft Office or even AppleWorks—by the company's own admission, ThinkFree contains about 50 to 60 percent of Office's features. Instead, it's designed to be a "helper" application for users who don't have immediate access to Office or who can't justify Office's hefty price for the occasional work they do with the four-program suite. ThinkFree's true competitors are programs such as Panergy's iWord and iExcel, which allow you to read, but not edit or create, Word and Excel files.

ThinkFree consists of three applications, all of which are accessed from ThinkFree's Taskbar: ThinkFree Write for word processing, ThinkFree Calc for spreadsheets, and ThinkFree Show for presentations. The \$50 price includes

access to a 20MB Cyberdrive—an optional, expandable iDisk-like storage area on the Web; after the first year, paying a \$30 annual subscription fee will entitle you to any ThinkFree updates and continued access to the Cyberdrive, should you choose to renew.

ThinkFree Write

All three ThinkFree applications have a look-and-feel similar to that of Microsoft Office 2001, and they all use the Microsoft Office format for creating and saving files. By default, ThinkFree Write uses the Microsoft Word format, although the program can also save documents in RTF, HTML, text, and ThinkFree's proprietary format.

The program easily opened our existing Word documents, maintaining formatting—as long as it wasn't complex. ThinkFree Write had difficulty with Word documents that had the Track Changes option turned on. While the changes we made in ThinkFree Write appeared when we opened the document again in Word, they weren't highlighted or editable via the Accept Or Reject Changes option in the Track Changes menu. (But ThinkFree always lets you know what formatting you may lose if you save your changes.)

ThinkFree Write lacks support for Word templates, which limits its usefulness for anyone who uses Word regularly, but it does offer a number of other frequently used features including multiple undos, find and replace, bulleting, numbering, and tables, as well as standard paragraph formatting features such as line spacing and paragraph indentation. ThinkFree Write allows you to edit any document as an HTML source file, which you can then publish directly to the Web.

ThinkFree Calc

ThinkFree Calc's resemblance to Excel makes it easy to move between the two programs. Calc offers more than 300 predefined functions—enough for most serious Excel users—and it had no trouble opening a

variety of Excel spreadsheets that included complicated calculations and formatting.

When it comes to graphs, Calc is strictly two-dimensional. But fortunately, if your original Excel document has 3-D graphs in it, Calc lets you maintain their 3-D look. However, if you've added transparency to any graphs in Excel, the transparency will be lost if you save changes in Calc. Also, like Write and its inability to use Word templates, Calc cannot open Excel templates.

ThinkFree Show

ThinkFree Show is the only program in the ThinkFree suite that lets you use templates, but Show works best when you're creating or editing very basic PowerPoint presentations that don't make use of sounds, unusual transitions, or some text animations, such as those that include Microsoft's WordArt. Like the other two ThinkFree programs, Show doesn't support three-dimensional objects. This was especially true of text created using WordArt; this text became a two-dimensional square on every slide where it was placed. Other 3-D quirks included text that appeared upside down and drop shadows that were missing altogether.

Macworld's Buying Advice

If you use Microsoft Office regularly and you need most or all of its features, then skip ThinkFree and pony up the money for the real deal. But if you're simply looking for a program with more features than iWord or iExcel, ThinkFree is a best-of-breed program that will exceed your expectations. □

RATING: ★★★★★

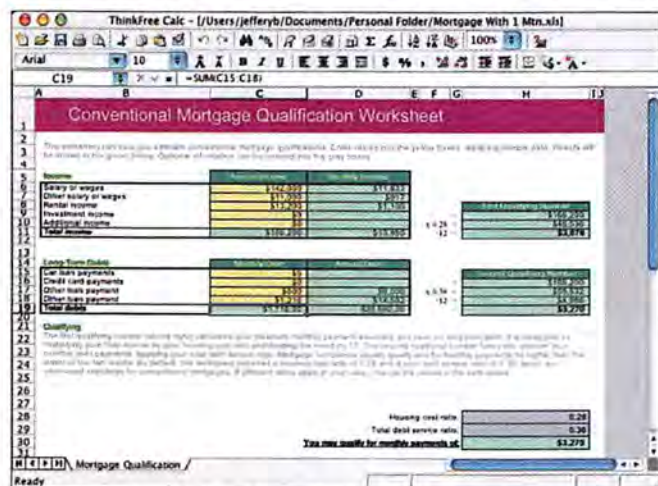
PROS: Inexpensive; opens and edits all Microsoft Office files; fast.

CONS: Some formatting lost upon saving; doesn't support Word or Excel templates.

PRICE: \$50; optional annual subscription, \$30

OS COMPATIBILITY: Mac OS 9, Mac OS X

COMPANY: ThinkFree, 408/861-9494, www.thinkfree.com



Great by Any Calculation ThinkFree Calc's Excel-like look-and-feel makes the program instantly familiar—you can handle complicated Excel documents without a hitch.

READIRIS PRO 7

Inexpensive and Inaccurate OCR Application Fails to Make the Grade

BY CHRISTOPHER BREEN

A good optical character recognition (OCR) application is fast and easy to use, but more important is its ability to accurately recognize text. Although IRIS's Readiris Pro 7 is both sprightly and a breeze to use, it has a long way to go before it's as accurate as the Mac's current OCR leader, ScanSoft's OmniPage Pro X.



Misidentification Readiris Pro 7 often mistakes background graphics for text characters and attempts to check their spelling.

Comparatively Speaking

Like OmniPage Pro X, Readiris Pro runs natively in both OS 9 and OS X; is compatible with TWAIN-compliant scanners; attempts to maintain the original document's layout; lets you manually draw text, graphic, and table zones; recognizes a host of languages; and can export files in text, RTF, HTML, and PDF formats. But unlike OmniPage, Readiris can't import PDF files, has difficulty filtering out background artifacts such as a graph's bars and screened-back images, and sports an overactive spelling checker.

We tested Readiris Pro 7 the same way we tested its competitors, OmniPage Pro X and Abbyy's FineReader Pro 5 (see *Reviews*, June 2002). Readiris's relative weaknesses were readily apparent after we processed

a press release, which contained a light, swirling pattern in the background, through both Readiris Pro and OmniPage. OmniPage questioned 30 characters, 4 of which required correction. Readiris questioned 261 characters, 69 of which needed to be corrected. (Fifty of these errors seemed to be generated by the background pattern.) Invoking Readiris's despeckling feature—which filters out artifacts—didn't help. An option similar to one found in FineReader Pro 5, which lets you instruct the spelling checker to be less vigilant, would be welcome in Readiris.

More annoying still is that it's difficult to tell how much progress Readiris's spelling checker has made in a document. Although the Dictionary window displays the text surrounding a questionable character, it gives no clue as to how much more text needs to be checked. OmniPage highlights the area it's checking in an overview of the document.

Formatting Woes

Readiris didn't fare much better when processing a *Macworld* page that contained a colored table. Where OmniPage was able to pull most of the text from the table and ignore the colored data bars, Readiris questioned each bar as if it were a character. To work around this problem, you could designate the table as a graphic by manually drawing a graphics box around it, but then the table isn't editable when you export it to other formats.

But Readiris isn't a complete washout. In our magazine-page test, it correctly identified the graphic, text, and table zones. And when processing a straightforward press release that contained no background images, the program easily recognized the text and accurately exported it as an RTF file.

Macworld's Buying Advice

Fast and easy as Readiris Pro 7 may be, it falls flat when asked to perform its most important function: *recognition*. Only users with very meager OCR requirements will be satisfied by this program's work. For a more accomplished OCR application, look to either of its current competitors. □

RATING: ★★

PROS: Reasonably fast performance; easy to use.

CONS: Poor recognition; overactive spelling checker.

PRICE: \$99

OS COMPATIBILITY: Mac OS 9, Mac OS X

COMPANY: IRIS, 561/395 7831, www.irislink.com

OLYMPUS DS-330

Digital Voice Recorder Transfers Ideas from Your Mind to Your Mac

BY FRANKLIN N. TESSLER

For keeping track of ideas while on the road, handheld tape recorders are hard to beat—until you misplace the cassette you used to dictate your prizewinning novel. Olympus's palm-size DS-330 digital voice recorder eliminates tapes by storing sounds in flash memory, and uploading recordings to your Mac is far less cumbersome than it is with an analog voice recorder.

The DS-330 works in OS 9 and OS X, and it lasts about ten hours on two AAA batteries. The side-mounted rewind, fast-forward, and record buttons are readily accessible, but the stop and play buttons on the front are harder to operate. The recessed volume control at the top is also tough to turn.

The DS-330's 16MB memory can handle as much as two-and-a-half hours of speech at the Standard Playback quality setting. Sound fidelity rivals that of compact analog recorders, even in Long Playback mode, which increases the recording time to more than five hours.

The DS-330 includes software that lets you download sound files in Olympus's DSS (Digital Speech Standard) format from the recorder and listen to them on any USB-equipped Mac. But you can't control playback speed while you're working in another application, so transcription can be tricky. When it's connected to the computer, the recorder doubles as a microphone and speaker, but only in OS X. (Olympus claims that this is a limitation of OS 9.)

Macworld's Buying Advice

Though the DS-330 does have some limitations, you can stop cataloging cassettes and start transferring audio files to your Mac with ease. For taking voice notes and light dictation, it's an excellent choice. □

RATING: ★★★

PROS: Good sound quality; compact; serves as a USB speaker and microphone; makes it easy to transfer recordings to your Mac.

CONS: Some controls are hard to operate; can't control playback from other applications.

PRICE: \$149

OS COMPATIBILITY: Mac OS 9, Mac OS X

COMPANY: Olympus, 800/622-6372, www.olympus.com



NORTON UTILITIES 7.0

Veteran Disk-Tools Suite Gains OS X Support but Not Speed

BY STEPHAN SOMOGYI

Data loss is not something that happens only to other people. Misadventure will cause you, too, to lose files, folders, or even entire disks—if it hasn't already. A package such as Norton Utilities 7.0.1 for Macintosh—Symantec's OS X-only update to its well-known set of tools for file and disk recovery and maintenance—can save your day.

Norton Disk Doctor, the suite's main application, checks for a variety of problems on your disk and its files, and in most cases, it offers to fix them. You select the volumes you want to check, and the program shows its progress in the main window. It can also optionally perform a media scan to see whether your disk has any bad blocks. This check, as well as more-elaborate repairs, can't be performed on the current startup disk, so you have to boot into OS 9 from the Norton Utilities 7.0 CD and run the OS 9 version of Norton Utilities, also on the CD. The only thing new in this version is that it runs in OS X and checks for some new,

OS X-specific errors. No single trial can verify the efficacy of Norton Disk Doctor's catalog-repair abilities, but the repairs it performs are appropriate and wide ranging.

Norton Utilities 7.0's Speed Disk, the Mac's most capable and configurable disk optimizer and defragmenter, is also fundamentally unchanged, with one exception: it now includes an optimization profile—a collection of rules for distributing a disk's files to maximize performance—specifically for OS X. While Speed Disk can perform simple defragmentation on the current startup disk, you will have to boot from another volume if you want to perform a full optimization.

To test UnErase, which aims to recover accidentally deleted files, we deleted a large image file made with OS X's Disk Copy utility, and we restored it to another disk. Since



Looking for Trouble Norton Disk Doctor's main window shows its progress through the different phases of verifying a disk and its contents.

Disk Copy verifies the integrity of its files, we were able to make sure that the file was recovered with its contents intact. However, this positive outcome is the direct result of our not having changed any files on the disk; the longer you wait after deleting the file and then trying to recover it, the less likely you are to unerase a file successfully.

Norton Disk Doctor, Speed Disk, and UnErase performed as expected, but Norton Disk Doctor and Speed Disk were much slower than their OS 9-only predecessor, version 6.0.3, running on the same machine.

Finally, we are concerned about the three kernel extensions (kexts) that Norton Utilities installs; without them, Norton Disk Doctor won't even verify non-startup disks. Kexts are the OS X equivalent of OS 9's Extensions (or INITs), and as such, they should be installed only in rare cases. While it's entirely possible that some of Norton Utilities' advanced features require something as invasive as a kext, it should be possible to verify a non-startup volume without installing them.

Macworld's Buying Advice

Norton Utilities 7.0.1 is a worthwhile addition to any conscientious OS X user's tool chest; however, if you're looking for a bargain, we recommend purchasing Norton SystemWorks 2.0, which includes Norton Utilities 7, the OS X-native Norton AntiVirus 8.0, a recovery-only version of DiskWarrior, and several other tools, for \$30 more. □

RATING: ★★☆☆

PROS: Can check and fix problems on a startup disk; Norton Disk Doctor and Speed Disk have feature parity with previous versions.

CONS: Noticeably slower than Norton Utilities 6.0 on OS 9; installs kernel extensions, which may provoke conflicts.

PRICE: \$100; upgrade from previous version, \$50

OS COMPATIBILITY: Mac OS X

COMPANY: Symantec, 408/517-8000, www.symantec.com

We've got you covered!

Introducing the QuickSilver G4, Speaker Grille Collection



Two designs, one package
just \$22.95

Now available online at <http://www.speakergrille.com>

Copyright © 2002 Michael Wright. All rights reserved. Mac and the Mac logo are trademarks of Apple Computer, Inc., registered in the U.S. and other countries.



iMOVIE 2 PLUG-INS

Additions to Apple's Video Software Boost Your Movies

BY JEFF CARLSON

Shortly after Apple's iMovie 2 debuted, over two years ago, only a couple of plug-in packages were available to extend the flexibility of the digital-video-editing program: the free iMovie 2 Plug-in Pack and the first two volumes of GeeThree's Slick Transitions and Effects (see "Mac Software Bargains," July 2002), which added even more transitions and visual effects. But suddenly, more iMovie plug-in packages have appeared, including some that patch a couple of obvious functional holes in iMovie and add effects capabilities you'd expect in costlier professional video editors. We took a look at four iMovie plug-ins: Zoom 1.1, Pan & Scan, and 16x9 Converter, from Virtix; and eZeScreen 1.0.1, from eZedia.

Virtix Zoom 1.1 and Virtix Pan & Scan

iMovie leaves a lot to be desired if you want to incorporate still images into your movies.

Virtix's Zoom 1.1 and Pan & Scan packages let you express your inner Ken Burns. The Zoom effects replicate your camcorder's telephoto and wide-angle controls, letting you zoom in on or away from (or both) a specific area of an image. The Pan & Scan effects move the camera's viewpoint from one area of an image to another. *Panning* usually refers to moving the camera horizontally, as in panning a landscape,

but using Pan & Scan, you can set any beginning and end points for a pan. These effects can also be applied to video footage, though a pan or zoom applied to a clip already in motion can make your audience queasy.

It can take some trial and error to learn how the panning controls work (and the minimal documen-



Squeeze It In Virtix's 16x9 Converter lets you convert footage shot in the 4:3 aspect ratio to the 16:9, or letterbox, ratio. You can also use 16x9 Converter to import and edit 16:9 footage.

tation isn't much help). Virtix uses iMovie's Preview pane as a proxy for the main monitor: click and drag to place a rectangle representing the pan's beginning point; then use the End X and End Y sliders below the effects list to position another rectangle representing the end point.

Pan & Scan includes Pan Gently, which adjusts the panning speed to ease into and out of the camera movement, and Pan Swish, which creates a fast pan with motion blur applied. Each variation also includes a Photo option, designed to work with still photographs. The Zoom effects ended up somewhat blurry and

pixelated—not surprising, considering that you're asking iMovie to interpolate an already low-resolution image. The results were akin to using the digital zoom feature on a digital camcorder.

Virtix 16x9 Converter

Virtix's 16x9 Converter is a one-trick solution that makes up for a surprising iMovie omission. This tool lets you shoot in 16:9, import that footage into iMovie, and work with it in letterbox format. It also lets you take 4:3 footage and convert it to 16:9,



The idea is to shoot an actor or object in front of a solid color—you don't have to use blue, as long as the color doesn't match any color that you want visible in the final scene—and export that footage as a QuickTime movie file. Then, in iMovie, use eZeScreen to specify the file as your screened clip. A simple eyedropper tool lets you choose which color to knock out of the scene, and two sliders, Tolerance and Smoothing, control how many shades of the color are rendered invisible. You can also resize the

QuickTime clip to give your scene the right scale and proportion, so it doesn't look as if it came from *Attack of the 50 Foot Woman*. All changes are previewed accurately as you adjust the sliders.

In our testing, animated artwork created in Adobe LiveMotion (where we could ensure that the background was a single solid color) worked much better than video footage shot against a makeshift screen (a piece of bright orange poster board).

In fact, at full strength, the tolerance consistently picked up white areas, creating too much transparency. The LiveMotion animation, exported as a QuickTime movie, afforded more control.

Macworld's Buying Advice

It's inspiring to see developers add new functionality to an already solid application such as iMovie. Each of the plug-ins we looked at sells for a reasonable price and delivers effects that previously required much more expensive software packages. If you're looking to push iMovie's features to accommodate your ambition, they are all worth a look. □

iMovie Plug-ins Compared

COMPANY	PRODUCT	MOUSE RATING	PRICE	OS COMPATIBILITY	CONTACT	PROS	CONS
eZedia	eZeScreen 1.0.1	★★★	\$39	Mac OS X	877/408-0195, www.ezedia.com	Intuitive controls.	Tolerance setting lacks precision; can be difficult to mask out backgrounds.
Virtix	16x9 Converter	★★★★	\$25	Mac OS 9, Mac OS X	603/893-1682, www.virtix.com	Allows movies to render in letterbox or wide-screen format.	None significant.
Virtix	Pan & Scan	★★★	\$20	Mac OS X	603/893-1682, www.virtix.com	Very useful when incorporating still photos into iMovie; smooth motion in rendered clips.	Controls are not intuitive; documentation isn't helpful.
Virtix	Zoom 1.1	★★★	\$20	Mac OS 9, Mac OS X	603/893-1682, www.virtix.com	Smooth motion; multiple quality-level options.	Zoomed images can look blurry, due to interpolation and low original resolution.

NETOCTOPUS 4.0

Systems-Management Tool Offers Administrators a Comprehensive, Cross-Platform Solution

BY JONATHAN A. OSKI

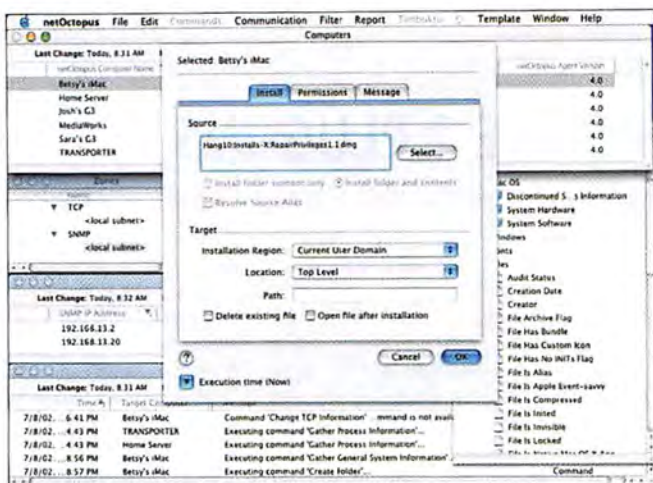
Whether you're planning a company-wide upgrade to Mac OS X, considering an application upgrade, or ensuring that all workstations have the latest security patches installed, surveying the Mac and Windows systems on a network without a systems-management tool can be daunting. Netopia's recently updated NetOctopus can help. NetOctopus 4.0 provides complete cross-platform functionality, flexibility, and scalability—great for anyone managing ten or more systems with dynamic configuration requirements.

For this release, Netopia rewrote the NetOctopus Administrator application; it now takes advantage of the multithreading, enhanced security, and network-

ing features in OS X; new features range from support for back-end SQL databases to persistence of queued commands.

The Secrets of Scalability

NetOctopus consists of two applications: NetOctopus Administrator and NetOctopus Agent, which is the client software you must install on all of your machines. Agent acts as a proxy for Administrator information-retrieval commands and system changes such as installations, file management, and local system settings. (You can manage any system from wherever Administrator is installed.) You can use the program's Snapshot feature to quickly compare a system's settings or file system saved at different times, helping you



Installations from Afar To run any Apple installer script or package on multiple workstations, just drag it into the Source box (center) and specify an execution time.

identify changes that may be the root of a recently reported problem, for example.

One of NetOctopus's strongest points is its ability to delegate management privileges at a very granular level. For example, to distribute the triage functions your help desk needs to perform, you can grant departmental support personnel the ability to execute a limited set of NetOctopus commands on the sys-

tems within their department, while granting centralized support personnel broader access.

Mac system managers who like to shoot first and ask questions later won't be as successful with NetOctopus 4.0; you need to allocate sufficient time to plan your deployment strategy, configure your installation, and perform systemwide baseline-data collection. While NetOctopus's manual is extensive (730 pages), it

DiskWarrior® has than



1999 Macworld Editors' Choice Awards Winner, Utility Software. "DiskWarrior is an excellent add to your disk-repair and -maintenance arsenal. DiskWarrior's ease of use, speed, and new method of fixing disk problems make it a powerful disk-maintenance product."



1999 MacUser Awards Best Utility/Enabling Software. "For providing a new, easier to use, safer, and often more successful alternative to more bloated recovery applications, the judges felt DiskWarrior deserved top billing..."



1999 Apple Design Awards Most Innovative Product, Runner-up Best New Product



5 Out Of 5 Stars "Every Mac on the planet can benefit from DiskWarrior!"

Repairs disk problems such as disks that won't mount, files you
Now with DiskShield™ to prevent damage to your disks before it

won't quickly guide you through optimal deployment scenarios. Instead, Netopia support engineers help you with configuration planning over the phone.

Keep It Moving

Once NetOctopus is installed and configured, administrators can collect database information and use it to effectively manage systems by automating tasks. The commands you can issue with NetOctopus to one or more systems are too numerous to list here; they run the gamut from managing the file system (including running installer scripts or packages) to changing settings (such as TCP/IP network and file sharing). And if you've shut down while queued tasks are running, those incomplete tasks will resume the next time you launch the Administrator application. Version 4.0 also has extensive AppleScript support, so NetOctopus can replicate any task you can perform with AppleScript.

Managing software-license compliance is a breeze with NetOctopus. Two built-in reports let you quickly see how many licenses for a specified list of applications are in use at any given time. There's also a more comprehensive software audit that compares all installed software with your licenses so you can quickly ascertain adherence.

However, before you can use these reports, you must create a delimited text file that lists the type, creator codes, and license quantities for all the applications you wish to monitor.

Centralizing Your Data

Deciding where to store your data is another key step in determining how you'll implement NetOctopus in your office. You can keep information locally in a NetOctopus database on each administrator's desktop—a less efficient approach in a large organization with a multilevel administration. Or you can use a relational database—including

administrative accounts and privileges—in a central location.

The program supports many database platforms, including IBM's DB2, Oracle, Microsoft SQL Server, and the open-source database MySQL. By using a back-end SQL database, you can manage systems from any workstation on your network; you're no longer limited to workstations on which you've replicated the NetOctopus database and configured access security.

What You'll Need

Licenses for version 4.0 are not platform specific, and this heterogeneity applies to both Administrator and Agent. The Mac version of NetOctopus Administrator works on any Power Mac G3 (or better) system with 128MB of RAM running OS X version 10.1.3 or later (only 64MB is required for OS 9.1), and the NetOctopus Agent software works on almost any Mac running System 7.1 through OS X 10.2. To use the Windows ver-

sion of NetOctopus Administrator, you'll need a PC with 64MB of RAM running anything from Windows 98 through XP, and Agent runs on Windows 95 through XP.

Macworld's Buying Advice

Despite the frustrations of trial-and-error planning and lengthy documentation, NetOctopus 4.0 is handy. For troubleshooting or network upgrades, it's a must for today's understaffed and oversubscribed support teams. □

RATING: ★★★★★

PROS: Cross-platform compatibility; extensive AppleScript support; back-end database configuration provides great flexibility.

CONS: Getting started requires careful planning; manual is disorganized.

PRICE: 10-user license, \$650;

50-user license, \$3,050

OS COMPATIBILITY: Mac OS 9, Mac OS X

COMPANY: Netopia, 510/814-5100, www.netopia.com.

won more top awards any disk utility ever.



Mac Today
1998 Editors'
Choice
Awards

Outstanding Disk Rescue Product.
"DiskWarrior belongs in the arsenal
of every Mac owner!"



MacHome - Five Apples,
MACnificent Award
"DiskWarrior is a deceiv-
ingly simple yet incredibly
powerful disk repair utility,
which is able to fix your
disk problems with zero effort."



"DiskWarrior comes
to the rescue..."



MacHome 8th Annual
Home Choice Awards
Best Utility. "Got lots of votes for
repairing and preventing damage
to hard disks so well. DiskWarrior 2.0
is a quick solution to faster, more stable hard drives."

an't trash, and folders that have disappeared.
occurs. Visit www.Alsoft.com for details.

Choose 141 at www.macworld.com/getinfo

WWW.ALSOFT.COM

ALSOFT

1-800-257-6381

© 2000 Alsoft, Inc.
Alsoft, DiskWarrior,
DiskShield are trade-
marks of Alsoft, Inc.



This is
one very
FAST
floppy drive

from the number
one manufacturer of
USB floppy drives
in the world...

Y-E DATA

2x USB Floppy Disk Drive
Double Speed Floppy

The **2x** USB Floppy Drive is
the fastest of its kind. Double
the speed of a
normal floppy
disk drive.



- Reads and writes at 2x speed
- Sleek and compact design
- MAC & PC compatible
- USB powered
- Very affordable



Y-E DATA®

Simple and affordable products that make sense.

For more information about this product
and others, please visit our web site:

www.yedata.com

REVIEWS

ONE-SHOT VR PANORAMA SYSTEMS

360 One VR and SurroundPhoto Use Innovative Shooting Methods

BY BEN LONG

The VR technology built into Apple's QuickTime software makes it possible for anyone to create, view, and navigate 360-degree panoramic images. Shooting such images, though, usually involves wide-angle lenses, special tripod mounts, and a time-consuming setup and shooting procedure. But two new camera lens attachments, Kaidan's 360 One VR and Sunpak's SurroundPhoto, let you create full 360-degree panoramas with a single shot.

Both lens attachments work the same way. A parabolic mirror attaches to the lens threads on your digital camera. To shoot a panorama, you point the camera straight up in the air or toward the ceiling—the mirror

the camera's lens and provides support for the odd-shaped mirror at the top of the unit. Unfortunately, as of press time, Kaidan provided an adapter only for mounting the unit on a Nikon Coolpix 990 or 995. (Although the company doesn't have other adapters planned, you can purchase step-up rings that should do the trick.)

The 360 One VR is not small—the metal mounting plate is roughly 5 inches in diameter, and the entire assembly extends about 8 inches from the camera's lens. Kaidan includes what looks like a large, clear, plastic mayonnaise jar to protect the assembly during transport, and the whole thing adds a good deal of weight and bulk to your camera. However, it's far less bulky than a tripod and professional-quality panoramic head.

Shooting with the 360 One VR is very easy. After manually focusing the camera to 7 inches, you use aperture priority or manual controls to select a small aperture. You probably won't need a tripod; you can simply hold the camera straight above your head while you shoot. Exposure calculation is usually a concern when shooting a multishot panorama, but with these devices, you can trust your camera's automatic metering instead, making shooting a breeze.

Kaidan's PhotoWarp software could not be easier to use. The OS 9- and OS X-compatible program opens your image and provides a simple, circular cropping tool that allows you to select the area of your image where the mirror's reflection is. A click of the DeWarp button automatically dewarps the image and creates your output file. From the Format dialog you can choose to output a flat, dewarped image or a QuickTime VR movie. PhotoWarp can even automatically output an HTML file containing your movie or image.

The only thing conspicuously absent from the program is an image-adjustment tool. We'd like to see the addition of brightness and contrast commands, and a levels control would be ideal. In the meantime, you can perform these types of corrections by generating a flat image, touching it up in an image editor, and then converting it to a VR movie.

Sunpak SurroundPhoto

Though the SurroundPhoto is similar in concept to the 360 One VR, its design is much simpler, and its price is much lower. An



You're Warped The 360 One VR's PhotoWarp software transforms this strange image into a 360-degree panorama.

design reflects the 360-degree view into the camera—and take a picture. After transferring the resulting, very warped image to your computer, you open the picture in the included dewarping software. This software does the necessary calculations to dewarp the image, which it then turns into a QuickTime VR movie.

The 360 One VR and SurroundPhoto have different designs and software, but each is useful in its own way.

Kaidan 360 One VR

Kaidan's 360 One VR attachment is the larger, pricier package, but its excellent hardware and software design, as well as its output quality, makes it the better choice for users who are serious about creating excellent VR panoramas.

To use the 360 One VR, you must first attach a metal mounting plate to your camera's lens thread. From the mounting plate, a cylindrical array extends straight out from

extension tube attaches to the front of your camera; Sunpak sells step-up rings for various camera models. A thin metal tube connects to a clear plastic plate at the end of the first tube, and the Surround Photo mirror screws on to the end of that second tube; it doesn't feel as sturdy as the 360 One VR, but the Surround-Photo fits into a small pouch that can be easily carried in a pocket, making it ideal for the panoramic photographer on the move.

The SurroundPhoto's software is like Kaidan's PhotoWarp application, in that it dewarps the resulting distorted image, but it includes brightness and contrast sliders, and it runs only in OS 9. (A Sunpak representative says the company is planning to release OS X-compatible software in the near future.)

The \$249 SurroundPhoto system has a much lower initial cost than the 360 One VR, but the dewarping software watermarks all of your images with an intrusive SurroundPhoto logo. To remove the logo, you must buy a \$7-per-image license from Sunpak. The watermarked images are perfectly usable for prototyping or for showing to clients, but that pricing structure may not appeal to everyone.

Overall, we found the 360 One VR's output to be slightly superior. The optic device seems to capture a larger area and generally delivers slightly better image quality.

Macworld's Buying Advice

If you regularly shoot VR images, you'll want to check out this new technology. The 360 One VR is worth its price both for its image quality and its unlimited license. But if you need portability, or don't want to pay \$999 up front, the SurroundPhoto is a fine choice. □

360 ONE VR

RATING: ★★★★★

PROS: Very good image quality; easy to use; sturdy design; works with OS X.

CONS: Large and bulky; software lacks image-adjustment features; much higher up-front price than SurroundPhoto.

PRICE: \$999

OS COMPATIBILITY: Mac OS 9, Mac OS X

COMPANY: Kaidan, 215/364-1778, www.kaidan.com

SURROUNDPHOTO

RATING: ★★★★★

PROS: Easy to use; small and portable; software includes basic image-adjustment tools.

CONS: Image quality not quite as good as the 360 One VR's; per-image processing fee can interfere with a smooth workflow.

PRICE: \$249

OS COMPATIBILITY: Mac OS 9

COMPANY: Sunpak, 888/848-1908, www.vri.ca

CINEMA TOOLS 1.0

24-Frame Editing and High-Definition Support Come to Final Cut Pro

BY ANTON LINECKER

Apple's Cinema Tools 1.0 brings 24-frame-film-editing capabilities and high-definition (HD) support to Final Cut Pro, providing filmmakers with a different set of editing tools. This companion program has two parts: a stand-alone database application that handles a film project's keycode and timecode relationships, and a set of Final Cut Pro plug-ins for outputting cut lists and handling 24-frame edit-decision lists (EDLs). Together, Cinema Tools and Final Cut Pro offer filmmakers postproduction editing power at an affordable price.



Making the Cut Cinema Tools 1.0's database makes it easy to keep track of your project's keycode and timecode relationships.

Working with the Tools

To edit film-based projects, you begin by importing the keycode and timecode data associated with the video media from telecine logs into Cinema Tools' database. The program can import all of the industry-standard telecine logs, such as Flex, ALE, and Aaton, and it can handle both 16mm and 35mm film formats. Using this data, Cinema Tools can then export a batch-capture list that Final Cut Pro uses for digitization.

Once you've captured the clips in Final Cut Pro, Cinema Tools links the video media to its database. At this point, you have two editing methods to choose from: matchback and 24-frame. In both methods, Cinema Tools checks for duplicate shots, opticals, and missing elements. It can also track audio timecode information and output audio EDLs.

With the matchback method, you edit at the standard video rate of 29.97 fps, and your negative-conform list will be accurate within one film frame. In the 24-frame method, Cinema Tools converts all the footage back to its original 24-frame state through a process called *reverse telecine*. (Avid's Xpress DV with the matchback-only FilmScribe option lacks this ability.) After conversion,

you can edit the media in Final Cut Pro at 24 fps and produce an exact negative-cut list.

The program's dual-pronged approach makes working with Cinema Tools a little complicated. The user manual and online white paper do little to clarify the workflow, glossing over tricky audio issues, particularly OMF (Open Media Framework) export and Lok-Box cassette creation (a tool for properly conforming the negative back to film). Cinema Tools is an OS X version of Focal Point Systems' FilmLogic app (Apple acquired Focal Point in 2001), but Cinema Tools' editing process is just as disjointed, and it's still only peripherally integrated with Final Cut.

High-Definition Option

Cinema Tools also adds support for editing offline HD projects. You can edit with down-converted HD footage in Final Cut Pro at 29.97 fps and then have Cinema Tools convert the EDL to 23.98 fps for the HD online option. Alternatively, you can handle the down-converted HD material as you would a film project, by using the reverse telecine process on the footage

and editing at 23.98 fps.

For Final Cut Pro users with high-definition capture cards, Cinema Tools offers a Final Cut Pro plug-in that makes possible the import of 23.98-fps EDLs for online work. Users of CinéWave HD cards, however, will have to wait for OS X drivers before they can take advantage of this expanded HD support.

Macworld's Buying Advice

Although the Cinema Tools-Final Cut Pro combination may take some time to master, it's time well spent, given Cinema Tools' features and price. We hope future versions of Cinema Tools are better integrated with Final Cut Pro and more intuitive to use. □

RATING: ★★★★★

PROS: Reverse telecine feature allows conversion of footage back to 24 frames; program offers 24-frame EDL support for high-definition editing.

CONS: User manual is vague; two-pronged workflow can be confusing; no OS 9 support.

PRICE: \$999

OS COMPATIBILITY: Mac OS X

COMPANY: Apple Computer, 800/692-7753, www.apple.com

LIGHTWAVE 3D 7.5

9X

####; NewTek, 210/370-8000, www.newtek.com; \$395; upgrade from version 7b, free



In our review of NewTek's Lightwave 3D 7b (####; *Reviews*, April 2002), we noted that one of the 3-D animation system's major shortcomings was poor integration between layout and animation modules. Although version 7.5 doesn't address this problem, it does offer worthwhile enhancements.

The revised Motion Mixer, which blends multiple animations into a single choreographed piece, is easier to use and offers better control over the weighting and blending of motion sequences. An X-ray mode allows you to display objects with semitransparent shading, making it easier to work with skeletal deformations.

Rendering is also enhanced: We liked the new version of the Virtual Darkroom, which allows rendering that resembles images on photographic film, and the multiple-bounce radiosity solutions, which improve the quality of what was already one of the most realistic renderers available. Support for matte objects and alpha properties allow quick rendering of scenes in multiple passes—useful for postproduction and compositing tasks. Even better, you can save multipass renderings as Adobe Photoshop layers, so storing and working with multiple frame sequences is a cinch.—SEAN WAGSTAFF

700MHZ iBOOK

12.1-inch model: ####; \$1,499;

14.1-inch model: ####; \$1,799;

Apple Computer, 800/692-7753, www.apple.com

Introduced in May 2001 with a 500MHz G3 processor, the all-white second-generation iBook keeps improving on the inside while remaining unchanged on the outside. Powered by a 100MHz bus and a 700MHz processor, the latest iBook is the fastest yet.

The 700MHz iBook scored 128 on our Speedmark tests, placing it a hair behind a 667MHz PowerBook G4 in overall speed, although it lagged behind G4 systems when it came to data-intensive Adobe Photoshop and Apple iMovie and iTunes tests. The iBook excelled only in our Quake III test, thanks to its built-in Mobility Radeon graphics accelerator. The bottom line is, the appeal of the iBook remains its size—especially the 12.1-inch version's—and price.—JASON SNELL

EX-TEND-IT VGA TO ADC

####; Gefen, 800/545-6900, www.gefen.com; \$399

Gefen's Ex-tend-it VGA-to-ADC conversion box enables owners of Titanium PowerBook

G4s to extend, but not mirror, their desktops on Apple's LCD displays. The latest PowerBooks are equipped with DVI connectors, so there are other options that, because they don't require analog-to-digital conversion, are less expensive. Connecting an Apple ADC display to a computer's VGA graphics port is no easy task, as is evidenced by the amount of hardware required—a converter box, a large power supply, and four cables.

Our 17-inch Apple Studio Display could not display multiple resolution modes when connected to the VGA-to-ADC converter; it would operate only at its native resolution of 1,280 by 1,024 pixels at 60Hz. This inflexibility and the lack of adequate documentation can make the initial setup tricky. We were able to use the monitor in OS 9 and, with the help of Gefen's tech-support staff, OS X.

Given these limitations, unless you're a die-hard fan of Apple's display designs, you may prefer to apply the converter's \$399 price to a larger analog display.—JAMES GALBRAITH

DAVE 3.1.1

9X

####; Thursby Software, 817/478-5070,

www.thursby.com; \$149; upgrade from version 3.1, free



Dave 3.1, the first OS X version of the program that lets you share files and printers on mixed Mac and PC networks (####; *Reviews*, April 2002), left out one important feature: support for OS X access to PostScript printers on PC networks. Version 3.1.1 remedies this omission and adds support for PC servers (including Samba servers) that require clear text passwords. Dave 3.1.1 also adds support for LMHOST files. But as useful as the PC printer-sharing feature is, the PDF documentation supplied with the update doesn't mention it (Dave's online help has instructions). While getting the feature to work is straightforward if you're familiar with the program, this omission may confuse new users.—SHELLY BRISBIN

COOKWARE 7.9

9X

####; Digital Fried Chicken, www.digitalfriedchicken.com; \$20

COMPUTER CUISINE DELUXE 3.1

9X

####; Inaka Software, <http://home.pacbell.net/inaka>; \$20



Two of the programs we mentioned when we showed you how to use your old Mac to help with your cooking tasks, CookWare and Computer Cuisine Deluxe, have since grown up to include OS X support (see "Old Mac, New Tricks: Kitchen Assistant," www.macworld.com/2001/05/14/

howto/kitchen.html). Both let you search, print, and e-mail your recipes, as well as convert measurements, and both come with recipes, so you can get started right away. But Computer Cuisine Deluxe's interface needs improvement before it can become our recipe-organizing software of choice.

CookWare 7.9's interface is right at home in the Aqua environment, with large, clearly marked buttons for quick navigation. It also has a field for entering a rating after you've tried a recipe. You can search any field, and a new spelling checker ensures accuracy for easier searching. Extra recipes are available via Digital Fried Chicken's Web site, at an additional cost.

Computer Cuisine Deluxe 3.1 lets you catalog recipes with ease, but it's not quite a joy to use. The program's recipe cards are larger now, which improves readability. However, the interface is difficult to navigate, the default font is tough to read, and the e-mail feature works only with Qualcomm's Eudora.

Neither program automatically adjusts your recipe's serving sizes and measurements to the number of people you're feeding, features we hope to see in upcoming releases. For our \$20, though, we'd go with CookWare 7.9.—JENNIFER BERGER

FILEMAKER MOBILE 2

9X

####; FileMaker, 800/325-2747, www.filemaker.com; \$49; upgrade from version 1.0, free



FileMaker Mobile's potential is quite tough to live up to: the idea of synchronizing a database with your Palm handheld calls to mind myriad possibilities. The first version of the program, released last December, was a bit disappointing: it included no value lists or menus, it offered a mere handful of fields, and synchronization worked only with single-user databases.

Thankfully, version 2 is here. It delivers a far more functional List View, as well as interface niceties such as pop-up menus and check boxes, which FileMaker fans will appreciate. It also includes OS X support and can handle up to 50 fields.

The feature most desired by developers has been multiuser support. It's there, but only for local files, meaning that you need to sync on the host machine. The program simply synchronizes the found set from a desktop database with the Palm.

The average businessperson will still find plenty to work with—FileMaker's ease of use makes it entirely possible to set up a database on your Palm. However, developers looking to deploy an extensive system of offline, "in-the-field" databases may find this upgrade wanting.—SCOTT LOVE

The most evolved
computers now have
multi-functions and
printers to match...

COLOR LASER
From \$1499



WORKGROUP
LASER PRINTING
From \$699

LASER PRINTING
From \$299

COLOR
FLATBED MFC
From \$299

LASER FLATBED MFC
From \$449



LASER MFC
From \$299

COLOR MFC
From \$169



When it comes to imaging solutions that are every bit as innovative as your Mac, we're the only name you need to know.

That's because our award-winning line of Mac-compatible printers and Multi-Function Center® models are designed to deliver both maximum performance and value.

From our full line of high-quality printers, to versatile all-in-one multi-function units which print, copy, scan and more, you'll find our products are every bit as evolved as our customers.

A VARIETY OF MODELS AVAILABLE AT: MacWarehouse, MacMall, MacConnection, MacZone, CDW, CompUSA, Office Depot, Staples, OfficeMax, Fry's, J&R Computer World

At your side.™
brother®

©2002 Brother International Corporation, Bridgewater, NJ. • Brother Industries, Ltd., Nagoya, Japan

For more information please call the Brother Fax-Back System at 800-521-2846 or visit our web site at www.brother.com • All trademarks and registered trademarks are the property of their respective owners.

Choose 119 at www.macworld.com/getinfo


Tom Clancy's GHOST RECON™

*Swift.
Silent.
Invisible.*

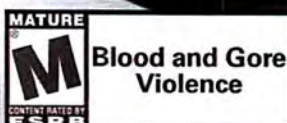


Tom Clancy's
GHOST RECON™
DESERT SIEGE

Tom Clancy's
GHOST RECON™



INCLUDES
Tom Clancy's
Ghost Recon™
& Desert Siege™
Mission Pack



©2002 Red Storm Entertainment, Inc. Red Storm and Red Storm Entertainment are trademarks of Red Storm Entertainment, Inc. Red Storm Entertainment, Inc. is a Ubi Soft Entertainment company. Tom Clancy's Ghost Recon is a trademark of Rubicon, Inc. under license to Ubi Soft Entertainment, Inc. The Aspyr logo is a trademark of Aspyr Media, Inc. Mac and the Mac logo are trademarks of Apple Computer, Inc., registered in the U.S. and other countries. All other trademarks are property of their respective owners. All rights reserved.

Games with Small Price Tags Can Provide Big Fun

Cheap Thrills

THERE HAVE ALWAYS BEEN A LOT OF FUN, INEXPENSIVE games available on the Mac, thanks mostly to the efforts of the countless authors of Mac shareware games. Shareware has always been a good place for

Mac game players to find fun without having to spend a lot of money. But now more games for people on tight budgets are coming from a surprising source: publishers of commercial games. Leading the way is MacPlay, with its new Value Series line of games priced at or below \$20.

Inexpensive, Not Cheap

Early this year, MacPlay announced its plans to release more than a dozen games in 2002—and some game experts scratched their heads. With other Mac publishers struggling to release fewer than half that number every year, how could MacPlay manage? The answer is beguilingly simple: the MacPlay Value Series, a line of games priced at \$20 or less. Some are strictly casual games that you play to pass the time, and others are older titles that MacPlay has decided to give one final go-round.

One \$20 package, *Bejeweled* and *Alchemy*, combines two arcade-style puzzle games on a single disc. Similar to Giles Williams's *JewelToy* (1999; *The Game Room*, September 2002), *Bejeweled* assigns you the task of making variously shaped gems vanish by grouping them into trios. Other gems then replace the ones that disappeared, over and over again. Easy to learn but hard to master, *Bejeweled* is addictive and fun.

Alchemy plays on the medieval concept of turning lead into gold. It provides a game grid and a series of elemental symbols in different colors. To transmute



It's Elementary You can turn lead into gold in *Alchemy*, a clever puzzle game that won't break the bank.

lead into gold, you must match either the symbol or the color to its adjacent squares; once you've completed the entire grid, the level is done. Sure, it sounds easy, but it gets hard when you have conflicting symbols or clashing colors on neighboring squares.

Both of these games are available for free play online at PopCap Games' Web site (www.popcap.com), but the CD versions have been enhanced with new sound effects,

graphics, and play modes you won't get online.

Of the two games, I prefer *Bejeweled*. Both are challenging and fun, but *Bejeweled* is the more polished. An online version-checking system hampers *Alchemy*, and it seems to take an interminable amount of time to load.

The Bottom Line Both *Bejeweled* and *Alchemy* offer some casual gaming fun for Mac users in search of something other than the standard shoot-'em-up or arcade-style action game.

Old Doesn't Mean Bad

The casual game market is only one aspect of MacPlay's Value Series strategy. Another part is to convert older games—which don't cost a huge amount to license—to the Mac and then sell them for small change. That's what the company has done with *Heretic II*, a ridiculously fun 3-D action game that will appeal to fans of *Tomb Raider* heroine Lara Croft.

Heretic II—first released for the PC a staggering five years ago—is built on the Quake II engine, used primarily for first-person shooter games. But MacPlay has adapted the engine for a third-person action game—meaning the game-play view hovers behind and over the shoulder of the protagonist you control.

Here's the scenario: Corvus the Heretic has returned to his homeland after banishment, only to find that a horrifying and maddening plague has overcome his

BEJEWELED AND ALCHEMY

RATING: ★★★

PROS: Great for a quick pickup game; challenging and addictive.

CONS: Similar games are free online. *Alchemy* online-update mechanism doesn't work.

PRICE: \$20

OS COMPATIBILITY: Mac OS 9, Mac OS X

COMPANY: MacPlay, 214/855-5955, www.macplay.com

STAR WARS®

JEDI KNIGHT® II: JEDI OUTCAST™



TO KNOW THE LIGHT,
YOU MUST SEE THE DARK.



ASPYR
www.aspyr.com



Violence



Lizard Men As Corvus the Heretic, you battle foes in the oldie-but-goodie action game Heretic II.

people. He soon discovers that he is the key to their continued survival and must go in search of a cure.

To that end, Corvus searches far and wide across the land, encountering many other beings along the way, defusing traps, and making sense of brain-twisting puzzles. There's nothing new here—but the game's execution is quite sharp, featuring terrific character animation and challenging levels.

Like most third-person action games, Heretic II suffers from weird and awkward

new iBook, iMac, and eMac owners in search of cheap fun, this OS X-native game is a great option.

HERETIC II

RATING: ★★★★★

PROS: Great character animation; challenging levels.

CONS: Dated; some awkward camera angles.

PRICE: \$20

OS COMPATIBILITY: Mac OS 9, Mac OS X

COMPANY: MacPlay, 214/855-5955,
www.macplay.com

OS X Controllers: Where Are They?

Since Mac OS X's initial release, gamers have been waiting for OS X support for game controllers such as game pads and joysticks. While such amenities are largely superfluous for the first-person action games and strategy games that make up the bulk of commercial A-list game releases—the vast majority of users who play those games rely on keyboards and mice—they can be an important addition for many arcade-style action games, not to mention flight simulators.


Unfortunately, developer support for the technology that enables OS X to support game controllers transparently has been slow to come. That technology is called HID Manager, and it's been in OS X since the summer of 2001.

InputSprocket (HID Manager's equivalent in OS 9) provided game developers with an easy way to tack on controller support without having to program an individual user interface that let gamers customize a game controller's button assignments and controls. HID Manager isn't as user friendly; it doesn't provide a user interface for programmers, forcing them to make their own input screens to handle controllers.

That's not to say HID Manager doesn't have any support. More and more games support the new OS X technology. Developers are patching commercial and shareware games to support HID Manager, and new games are beginning to support it as well.

If you're impatient to use your controller to play a favorite game that hasn't yet been updated to support HID Manager, fear not: there are solutions—as long as you're willing to shell out a shareware fee. By the time you read this, the \$20 USB Overdrive (www.usboverdrive.com) will, hopefully, have been updated to support game controllers (at press time the maker of USB Overdrive, Alessandro Levi Montalcini, had promised but not yet delivered support). CarWare's \$15 GamePad Companion (www.carware.com) is another alternative. This software works just fine with OS X, and it's compatible with a growing number of USB joysticks and game pads. In both cases, you can download and try these apps before you buy, so give them a shot and decide for yourself which is best for you.

Both programs come in particularly handy for older software that is no longer being updated. But should you have to spend extra money for game-controller support in your new games? Generally, no—at least if the game has been in development since mid-2001, when Apple added HID Manager to the list of working OS X technologies. Check with the publisher of any game that interests you to see if the game supports controllers, and demand support if it's not already there.



Break Out the Bubbly A classic Mac game, Bubble Trouble can now be played in OS X.

Time to Clean the Aquarium

"Squish the fish" is the slogan of Bubble Trouble, an addictive and challenging arcade game from the folks at Ambrosia Software. Do you feel a sense of déjà vu? That's probably because Bubble Trouble isn't new—in fact, it's been around since the mid-1990s. But now Bubble Trouble has a new lease on life, thanks to the OS X-native version. And it's still fun to play, even all these years after it first showed up on the scene.

In Bubble Trouble, you are Blinky, a little yellow fish in a lot of trouble. Chombert the Piranha, Remington Eel, Normal the Shark, and Haarrfish the Starfish are all hungry for some fresh sushi, and guess who's on the menu? But you're not totally without defenses: your oceanic hideaway is a maze of air bubbles, which you (as well as your fishy foes) can pop or push around—these bubbles can either help you make a quick getaway or be used as effective weapons.

Bubble Trouble draws its inspiration from classic coin-op video games of the 1980s. A 2-D arcade-style action game chock-full of cartoonish and colorful

graphics, Bubble Trouble is nonviolent and fun but still quite challenging, especially at the higher levels. In short, it's suitable for the whole family. And if you get bored with the myriad levels that are included with Bubble Trouble, you can even use the included BT Editor application to make your own.

The Bottom Line Now that Bubble Trouble has been updated to run natively in OS X, a whole new generation of

Mac gamers can become addicted to this entertaining arcade classic.

A Poke in the i

If your card-game tastes tend to stray to higher-stakes fare than the ubiquitous solitaire, you might be interested in Scenario Software's iPoker 2.0, a significant update to the company's impressive poker game.



Ace in the Hole In iPoker 2.0, you study the faces of human-looking opponents, not cartoon characters.

iPoker features 11 built-in *skills*—computer-controlled players with unique playing styles and psychologies. To add to the realism, each skill is animated via thumbnail QuickTime videos, so you can watch real humans react to the hands they're dealt and the pots they win or lose.

With more than 80 game variations, you'll stay busy for a long time in iPoker. The game sports impressive customizability: you can tweak just about every aspect of game play, from the specific playing styles of your opponents, to the stakes, to the game rules themselves—you can even craft your own variations. You can also select from different card designs and tabletop patterns and colors to suit >>

BUBBLE TROUBLE

RATING: ★★★★★

PROS: Family-friendly fun; cute animation and sound effects.

CONS: Will seem dated to fans of older Mac games.

PRICE: \$15

OS COMPATIBILITY: Mac OS 9, Mac OS X

COMPANY: Ambrosia Software, 716/325-1910, www.ambrosiasw.com

STAR WARS GALACTIC BATTLEGROUND

CLONE CAMPAIGNS

FEATURING
CONTENT FROM

STAR WARS
EPISODE II
ATTACK OF THE CLONES



Requires *Star Wars*[®]
Galactic Battlegrounds[™]



ASPYR



Violence



© 2002 LucasArts Entertainment Company LLC. © 2002 Lucasfilm Ltd. & TM or ® as indicated. All rights reserved. Used under authorization. LucasArts and the LucasArts logo are registered trademarks of Lucasfilm Ltd. The Aspyr logo is a trademark of Aspyr Media, Inc. Mac and the Mac logo are trademarks of Apple Computer, Inc., registered in the U.S. and other countries. All other trademarks and trade names are properties of their respective owners.

The Sims Vacation

EXPANSION PACK



EXTREME HOLIDAY



ROMANTIC GETAWAY



Requires
The Sims™ to play.



MAXIS ASPYR
Authorized Electronic
Arts™ Distributor
www.aspyr.com



COMIC MISCHIEF
MILD VIOLENCE
SUGGESTIVE THEMES



©2002 Electronic Arts Inc. EA GAMES, the EA GAMES logo, The Sims, Maxis, the Maxis logo, and Electronic Arts are trademarks or registered trademarks of Electronic Arts Inc. in the U.S. and/or other countries. EA GAMES™ and Maxis™ are Electronic Arts™ brands. The Aspyr logo is a trademark of Aspyr Media, Inc. Maxis and the Maxis logo are trademarks of Aspyr Computer, Inc. registered in the U.S. and other countries. All other trademarks are property of their respective owners. All rights reserved.

iPOKER 2.0

RATING: ★★★

PROS: More variations of poker than you can shake a stick at; customizable; realistic animation of computer opponents.

CONS: No online or multiplayer support.

PRICE: \$25

OS COMPATIBILITY: Mac OS X

COMPANY: Scenario Software,
www.ouzt.net/ipoker

your mood. Fortunately, if you mess things up to the point of unplayability, you can reset almost every option in the game to its default value.

iPoker makes use of digitized and synthesized speech, so you can even get a play-by-play account from the dealer's perspective. The game also sports a tutorial mode and can help you choose which cards to discard if you wish.

iPoker is great at what it does; the one thing missing is online play. Poker is at its essence a social game, and although the QuickTime-animated computer players help simulate the feeling of sitting around a real poker table, they're no substitute for the real thing.

The Bottom Line iPoker is an admirable OS X-native version of one of the most popular casino card games around. With multiplayer support, it would be even better. Hopefully, Scenario Software will ante up for online play soon.

Fly the Friendly Skies

Air travel is fascinating for kids, so it's fitting that Knowledge Adventure should team up with Fisher Price to produce Little People Discovery Airport, a new

game based on the popular line of toys for toddlers and preschoolers.

The game features animated Little People who populate a make-believe airport full of fun activities for youngsters. There are five separate activity areas, each staffed by a different character and emphasizing a different skill-building activity.

You can help Michael paint, build, and decorate airplanes, which you then get to see fly around. Pilots Paula and Maggie fly to vacation spots that you choose—each representing one of the four seasons—navigating a maze of clouds on the way. In the Control Tower, Eddie needs your help to figure out which plane is ready to take off next—it's an exercise in pattern recognition. Sonya Lee teaches number recognition and counting by getting pets ready to



Ready for Takeoff Kids can design and fly their own bright airplanes in Discovery Airport.

go on a trip and feeding them before the flight. And Sarah Lynn needs help getting bags to the correct planes; this area of the game emphasizes shapes and colors.

Knowledge Adventure says this software is compatible with OS X 10.1.2 or later, but the company adds that compatibility comes only via Classic mode. Though the game runs fine in Classic, the publisher's claim of OS X support is misleading.

The Bottom Line If you don't mind running a Classic app on your OS X system, you'll find a delightful and fun game for toddlers and preschoolers. Don't count on capturing the attention of kids who already know shapes, colors, and numbers, but it's a fun diversion for young children. □

FISHER PRICE LITTLE PEOPLE DISCOVERY AIRPORT

RATING: ★★★

PROS: Lots of skill-building exercises in a fun package that's sure to capture the imagination of preschoolers.

CONS: Misleading packaging doesn't note that it's a Classic application.

PRICE: \$20

OS COMPATIBILITY: Mac OS 9

COMPANY: Knowledge Adventure, 877/268-6197,
www.knowledgeadventure.com

MacCentral.com Senior Editor PETER COHEN guiltily admits to occasionally playing with his younger son's airplane toys and making "vroom vroom" sounds when no one is looking.

OTTO MATIC™

AN INTERGALACTIC ADVENTURE FOR ALL AGES!

From the creator of

BUGDOM



Violence




ASPYR™
www.aspyr.com

PANGAEA SOFTWARE

© 2002 Aspyr Media, Inc. Otto Matic is a trademark of Pangea Software. The Aspyr logo is a trademark of Aspyr Media, Inc. Macintosh and the MacOS logo are trademarks of Apple Computer, Inc. All other trademarks are property of their respective holders.

Choose 91 at www.macworld.com/getinfo



Protect Your Mac

Keep Your Secrets Safe with Our Tips

Say you're in a coffee shop with AirPort wireless access to the Internet. You use your PowerBook to check your e-mail, upload a few files to your Web server, and read some Web pages, and then you put the machine to sleep. That's when you notice someone looking at your laptop with a suspicious gleam in his eye, so you decide to leave.

The next time you use that laptop, you see, on your OS X desktop, a text file you didn't create: it's a friendly note from that guy in the coffee shop—and it contains your e-mail and FTP user names and passwords, along with a list of the URLs you surfed while sipping.

While this may seem like an uncommon occurrence, all Mac users—office dwellers, home users, and business travelers alike—would be wise to pay more attention to security. I'll explain how the open nature of OS X's Unix base and AirPort's transparent data transmission can make you vulnerable. Then I'll tell you how to protect yourself from attack.

Internet Insecurity Mac users have long been nearly invulnerable to viruses, worms, and Trojan horses—all of which affect input and output tasks such as reading and writing files. And while OS X also resists viruses and their kin, OS X users aren't necessarily home free.

For example, you can be attacked through Web and FTP servers, which are included with OS X and updated and repaired by open-source groups, such as the Apache Software Foundation. Apple has tried to limit the potential for damage coming through Web and FTP servers: by default, almost no Internet-

based servers are activated in OS X; you must turn them on manually.

Also by default, the regular system installation of OS X shuts down most ports, meaning that the computer doesn't even respond to requests at those ports (see "Ports in a Storm"). Finally, Apple regularly releases repaired versions of these third-party Web and FTP products when holes are patched (which is another reason it's important to use Software Update, OS X's auto-update feature). These protections are good, but they're not always enough.

Wireless Worries The second recent major development affecting Mac users' security is the increasing use of AirPort wireless networking. AirPort, commonly known outside the Mac community as Wi-Fi (or, more technically, as IEEE 802.11b), sends data back and forth without securing the connection between a wireless client and an AirPort Base Station or similar hub.

User names and passwords for e-mail accounts, FTP servers, and insecure Web sites are transmitted as plain text, so any other user on the same wireless network can detect this information, along with the plain text of any e-mail message you send or receive and any file you transmit or download.

AirPort's built-in encryption system doesn't protect you from other users on the same network, and the encryption itself has major flaws. When you use public wireless networks such as Wayport, Surf and Sip, or T-Mobile in airports, hotels, and coffee shops, the built-in encryption doesn't even come into play: your data is always unencoded.

Stop 'em Before They Start

Now that you know the risks, you can decide how to protect yourself. The first way involves using Network Address Translation (NAT) or firewalls to defend your Macs against network-based attacks.

NAT: Make Your Computers Disappear

The easiest and least expensive way to protect one or more machines from direct outside attacks is to use a NAT network gateway, which assigns private Internet addresses to machines on a local network. These private addresses aren't reachable—technically, they're *nonroutable*—from any machine not on the same local, private network. Because these machines are masked from the rest of the Internet, they're less vulnerable to network attacks. NAT also allows multiple machines to share a single address.

NAT acts as an intermediary between internal, private addresses and the rest of the Internet. A NAT gateway intercepts individual packets of data as they travel from a networked computer to the Internet, and it rewrites them so they appear to be coming from the NAT gateway's address. Likewise, return data hits the NAT gateway, which rewrites and directs information to the appropriate machine on the network.

NAT often works hand in hand with Dynamic Host Configuration Protocol (DHCP), a service that automatically assigns IP addresses when a computer asks for them. DHCP assigns you an address if the Configure pull-down menu under your Network System Preferences TCP/IP tab is set to Using DHCP.

Add It to Your Armory NAT and DHCP are built into the Apple AirPort Base Station software. To enable NAT, launch the AirPort Admin Utility, click on the Network tab, select Distribute IP Addresses, and then select the Share A Single IP Address (Using DHCP And NAT) option. To allow your wired computers to use AirPort's NAT gateway, select both Enable DHCP Server On Ethernet and Enable AirPort To Ethernet Bridging.

You can also add NAT to a network through a hardware gateway, such as Proxim's \$117 Netline Broadband Gateway (800/411-8106, www.proxim.com), or via the *natd* and *dhcpcd* daemons that run in OS X. Fortunately, *natd* comes with OS X, and you can download a free copy of *dhcpcd* for OS X at www.faisal.com/

software. Note that installing and configuring *natd* and *dhcpcd* require some system-level expertise.

Who Needs NAT? Any Internet-connected computer not running servers that need to be reached from outside the local network.

Pros: Easy to use; server software built into OS X, AirPort, and all dedicated home-networking gateways.

Cons: Some kinds of Internet software work poorly with NAT or require special configuration; can be difficult to make specific servers available while protecting the rest of your machines; doesn't protect as well as a firewall.

Firewalls: Fend Off Foes

A substantial leap beyond NAT is an active firewall, which prevents hostile forces (or bad data) on the outside from reaching the protected area. Firewalls can run on individual machines or on dedicated network hardware.

Firewalls monitor each packet entering, and sometimes leaving, a network and apply rules that allow or reject all data—depending on the packet's data type (such as Web, FTP, and DNS), its origin, and its destination, but rarely depending on its contents.

By blocking access to every port except the ones actively offering a service (such as allowing AppleShare file-server connections), and every IP address except the ones that need access, firewalls eliminate almost all potential for attack. Many automated network-attack tools scan well-known server ports and then automatically try to attack via security holes. Blocking ports deters these attempts.

Add It to Your Armory OS X users can choose from several personal firewall applications, which are intended primarily to protect a single machine on a network. These include Intego's \$60 NetBarrier (305/868-7920, www.intego.com); Norton Personal Firewall, from Symantec, which costs \$70 by itself and is available as part of the \$100 Norton Internet Security bundle (800/441-7234, www.symantec.com); and the \$35 trialware program FireWalk X, from Pliris (www.pliris-soft.com).

NetBarrier is the only OS X software that detects patterns of attacks and locks out abusive visitors. All the applications let you set rules that allow and deny access by port or IP address.

OS X 10.2 includes a simple set of firewall controls that allow you to clamp down on all services except the ones you specify, or lock out access to specified services and allow all other connections. For personal machines, this new built-in firewall offers plenty of protection.

Several inexpensive hardware firewalls, such as the previously mentioned Netline Broadband Gateway, cost between \$50 and \$100 and can protect an entire DSL- or cable-connected network, replacing several individual copies of personal firewall software. (Net-



Ports in a Storm

Internet servers are always expected at the same location on a machine; these locations are called ports. Just as an office building might have a mail room in suite 25 and a public observation deck in suite 80, e-mail software always expects that outgoing mail servers are at port 25, and Web browsers seek Web servers at port 80.

Partners against Crime

works with heavier traffic need corporate-size hardware.) These gateways act as always-on DHCP and NAT servers with firewall features. They typically have multiple Ethernet ports to physically and logically separate your less secure Internet connection from your more secure Ethernet or wireless network.

Who Needs a Firewall? AirPort users in an office or on the road; offices with a mix of wired and wireless networks with static IP addresses; wired users on networks with unknown users—for example, academic and Internet-café networks.

Pros: Eliminates potential and real network attackers by bouncing access; deters bandwidth- and CPU-wasting probes.

Cons: Overkill for casual users with default OS X installation; can require complex configuration for specialized Internet software, such as Timbuktu Pro.

Protect Yourself from Snoops

No matter how sturdy your doors are or how advanced your home security system is, you must eventually leave the house and face dangers in the wider world. Similarly, your data is susceptible to danger when it travels away from home.

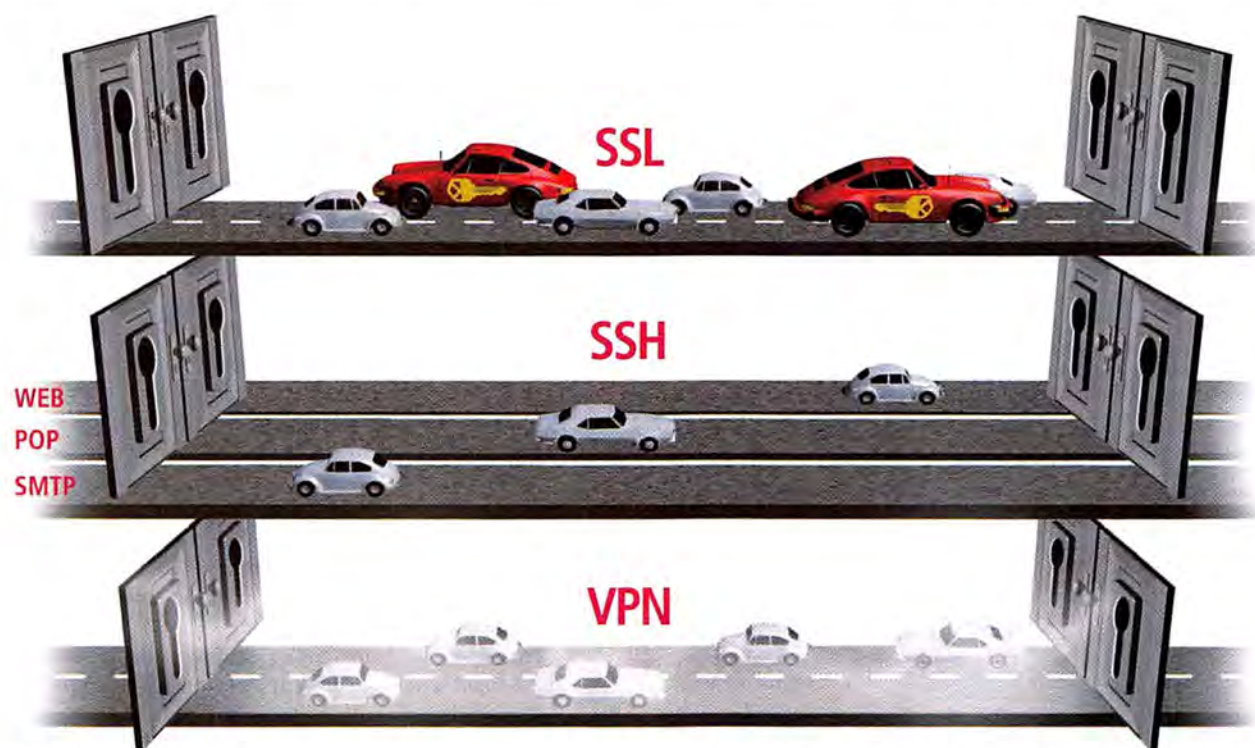
Security and encryption are integrated partners. Encryption scrambles data algorithmically, so data that's intercepted or stolen is indecipherable without a key. Keys can be typed in, stored in a protected file that a passphrase provides access to, or created for a one-time exchange of information.

Typical uses of encryption include protected local virtual disks, locked stores of information (such as your passwords in Apple's Keychain), and secure transactions (for example, buying an item from an online store using an HTTPS or SSL transaction).

Using OS X's Disk Copy utility, you can create an encrypted disk that can, for instance, store your e-mail files; you would manually mount this virtual disk every time you started up your machine. From the Image menu in Disk Copy, select New Blank Image. From the Encryption menu, select AES-128 (Recommended) after choosing all of your other settings. When the disk is created, Disk Copy prompts you to enter a password or passphrase that you will need in order to access the disk in the future; it can also be stored in Keychain.

Data bound for other machines on the Internet leaves your Mac and takes many hops over long distances—whether you're on a local network where you can trust everyone who has access, or roaming and using unfamiliar wired or wireless connections.

Someone could record all the plain text your machine sends on wireless networks outside your control, especially in public places. That's why it's a >>



Three Encryption Methods

SSL, SSH, and VPN are three ways to encrypt data as it travels between a client, such as your Mac, and a server. In this illustration, the blue automobiles represent data packets travelling between a client (behind the locked doors on the left) and server (behind the locked doors on the right).

SSL For SSL, the red cars with keys represent a public key exchange. That key lets two parties who don't know each other decide secretly on a session key for subsequent transactions. Someone without this session key can see

a car—or data—as it's in transit but can't see who's driving or the objects inside the car.

SSH Each SSH road is for a type of traffic: one for a POP client and server, one for a Web client, and one for an e-commerce site (SMTP). Observers can see which road cars are on, but they can't see into the cars.

VPN The cars on the VPN highway travel on a single road and carry different kinds of loads, but this method takes away an observer's ability to determine even the make or model of the car, much less what's inside.

good idea to always have some level of encryption scrambling your packets when you're working wirelessly. If you have a wireless network that's connected to a wired network, you've effectively made AirPort your weakest link, and machines on the wired network are at just as much risk as the AirPort-connected computers. Encrypting certain kinds of connections—even in trusted, wired offices and homes—is worthwhile.

There are several layers of protection that you can wrap your data in; they range from simple password protection to full, encrypted sessions in which all information passing from your Mac to a destination server is unreadable. (For a few encryption basics, see "Partners against Crime.")

The three most widespread kinds of in-transit encryption are Secure Sockets Layer (SSL), Secure Shell (SSH), and Virtual Private Network (VPN). VPN is a catchall name for several protocols that have equivalent functions.

Whether you're using SSH, SSL, or VPN, you're probably protecting just three kinds of client-server interactions: sending and receiving e-mail messages

(POP for receiving and SMTP for sending), Web browsing, and transferring files via FTP.

SSL: Not Just for Credit Cards

SSL is a common way to keep credit cards and private information secure when a form is submitted to a Web server. In other situations, it's often known as SSL/TLS (Transport Level Security).

With SSL/TLS e-mail, each time you connect to a mail server to send mail, your e-mail client talks to the mail server to create a private encryption key that securely locks the transaction. When the transaction ends, the key is forgotten.

But there are many different mail servers and clients; finding the right combination can be difficult. You may have to work with a system administrator to reconfigure a POP or SMTP mail server so it works correctly with your e-mail client.

Add It to Your Armory System administrators can install and enable SSL/TLS with the free Unix Sendmail program, which comes with OS X (www.sendmail.org); Qualcomm's free Qpopper POP mail server (www.eudora.com/qpopper); or Microsoft Exchange Server 5.0, 5.5, and 2000 (check Microsoft's Web site for version 2000 pricing information; 800/426-9400, www.microsoft.com).

You can enable several e-mail clients to use SSL/TLS. In Apple's Mail (which requires OS X 10.1.3 or later), select Mail: Preferences, click on Accounts, select an account, click on Edit, click on the Account Options tab, and then select the Use SSL option. In Microsoft Entourage X, select Tools: Accounts, select an account, click on Edit, and then click on Click Here For Advanced Receiving Options (under Receiving Mail). Select This POP Service Requires A Secure Connection (SSL). Then click on Click Here For Advanced Sending Options under Sending Mail and repeat this process; select SMTP Service Requires Secure Connection (SSL). Neither Eudora 5.1.1 nor MailSmith 1.5.3 supports SSL in OS X.

Who Needs SSL? Users, especially those in unfamiliar locations, who make intermittent connections for particular purposes, such as sending and receiving e-mail messages.

Pros: Worldwide method of securing e-mail passwords and e-mail messages, with little fuss (once it's set up).

Cons: Difficult to get the right e-mail client-server combination; configuration is obscure and frustrating.

SSH: Tunnel to Freedom

SSH is a more comprehensive solution than SSL. SSH encrypts traffic from a specific kind of service as it leaves your computer or the server you're communicating with. This is called *SSH tunneling*. Task-oriented transactions, such as sending e-mail, can run inside SSH tunnels.



Protection Selection

PUBLIC IP ADDRESSES	WIRED NETWORK, NO WIRELESS BASE STATIONS	WIRELESS NETWORK
Home network	Firewall: Yes. Encryption: No. Note: Unless someone breaks in, the data is safe in transit.	Firewall: Yes. Encryption: WEP. Note: A home user can use WEP and gain real protection against casual passersby.
Small-business network	Firewall: Yes. Encryption: No.	Firewall: Yes. Encryption: SSH. Note: Using an office server that supports SSH or an ISP allows safe, continuous protection and doesn't require that you constantly create new tunnels.
Corporate network	Firewall: Yes. Encryption: Maybe. Note: If visitors have access to the network, SSL may be appropriate for internal e-mail connections.	Firewall: Yes. Encryption: SSH and/or VPN. Note: Corporations need to locate wireless outside their firewalls to prevent people sitting in the parking lot from having access to network resources.
Unknown or public network	Firewall: Yes. Encryption: SSL, SSH, or VPN. Note: You need at least SSL encryption, but use SSH or VPN to access other resources.	Firewall: Yes. Encryption: SSL, SSH, or VPN. Note: You need at least SSL encryption, but use SSH or VPN to access other resources.
PRIVATE IP ADDRESSES	WIRED NETWORK, NO WIRELESS BASE STATIONS	WIRELESS NETWORK
Home network	Firewall: No. Encryption: No. Note: The network is essentially untouchable.	Firewall: Yes. Encryption: WEP. Note: Even with NAT, the same vulnerabilities exist with wireless networks, unless you're off in the woods with no one around.
Small-business network	Firewall: Maybe. Encryption: No. Note: A firewall would control inbound and outbound traffic, and this could alert a system administrator to user abuse or other network problems, especially in a mixed network of Macs and other platforms.	Firewall: Yes. Encryption: SSH.
Corporate network	Firewall: Yes. Encryption: Maybe.	Firewall: Yes. Encryption: SSH and/or VPN.
Unknown or public network	Firewall: Yes. Encryption: SSL, SSH, or VPN. Note: You need at least SSL encryption, but use SSH or VPN to access other resources.	Firewall: Yes. Encryption: SSL, SSH, or VPN. Note: You need at least SSL encryption, but use SSH or VPN to access other resources.

SSH Away from Home

SSH lets you use the Internet to pass sensitive data without fear of interception; it's much like transporting a reclusive movie star over public highways in an armored car with heavily tinted windows. Unlike SSL, SSH lets you keep connections open for as long as you want, but whenever you shut down your computer, put it to sleep, or change networks, you must reestablish the SSH connections.

Add it to Your Armory To create tunneled connections, OS X users can rely on the built-in SSH client and server software. You can enable SSH server access in OS X by selecting the Sharing system preference, clicking on the Application tab, and then selecting Allow Remote Login. If you're also using a firewall, you may have to specifically enable access to port 22—the port for incoming SSH connections.

Many Unix systems can also act as SSH servers, and a number of ISPs support SSH access. If you don't have access to SSH servers and can't configure your own OS X system to act as one, Anonymizer.com (888/270-0141) lets you conduct most routine activities through their servers for \$100 a year. To use their POP mail service, you must forward your e-mail (or at least send copies to) an address they provide for your account.

If you're comfortable with root access and the command line, see "SSH Away from Home" for more information.

Who Needs SSH? Users encrypting e-mail, FTP, Web, or other continuous exchanges between their computer and a server.

Pros: Built into OS X and OS X Server; easy for administrators to set up and use with the right combination of software; compatible across many platforms.

Cons: Need access to server running SSH; may have to forward e-mail from one non-SSH server to another with SSH to retrieve it securely; must reset SSH each time Mac sleeps or switches networks.

VPN: The Big Guns

A VPN connection is similar to a giant SSH tunnel: it sucks all the data entering and leaving Macs and servers into its maw, and it encrypts everything. A VPN lets off-site employees access their company's network without compromising security.

A VPN server capable of processing requests from just a few dozen users at the same time can cost between \$2,000 and \$5,000. A VPN server has to perform a large number of calculations to handle the encryption and decryption, and it often has dedicated chips to perform this task. VPN clients, by contrast, have a lot less work to do and can run on relatively slower machines.

Most companies that run VPNs combine them with strong firewalls and put their wireless networks outside the firewall. This allows users with wireless cards to connect via the VPN, which repels anyone who manages to join the wireless network.

Add it to Your Armory Support in Mac OS for the most powerful and popular VPN protocol—

To ensure that my POP and SMTP traffic go unread on the various untrustworthy public wireless networks, I use SSH on the road to secure my connections back to my mail server. (Don't try this yourself unless you're comfortable with the command line—it's easy to wreak havoc on your Mac if something goes wrong.)

In OS X's Terminal program, I run a script that connects to my office mail service, which is running Red Hat Linux 7.3. This works equally well with OS X or OS X Server set up as a POP and SMTP server.

This script requires the developer's software to be installed or a separate Perl scripting-language installation.

Install this script in your home directory as "tunnel." Replace *hostname* with the name of the machine on which your POP and SMTP servers are running, and replace *username* with the name of your account on that machine. (The first part of the script makes sure to kill off any lingering SSH connections that may be inactive but didn't die on their own before making the new ones.)

```
#!/usr/bin/perl
open (PS, "ps auxw | grep 'ssh -L' | grep -v grep | awk '{ print \$2 }' |");
while (<PS>) { chop; system ("sudo kill -9 $"); }
system ("sudo ssh -L 25:hostname:25 -L 110:hostname:110 -l username
-N hostname -f");
```

In the command line, type `chmod u+x tunnel` to execute the script.

Change the setting in your mail client so that instead of directly connecting to your mail server for POP and SMTP, you connect to 127.0.0.1, which is a permanent alias for your local computer.

Now type `./tunnel`. OS X first prompts you for your local password for an administrator account, and then once for the shell password for the e-mail server, which is almost always the same as your e-mail account's password.

Each time you put your computer to sleep or change networks, you need to run this script again, but that's a small price to pay for this level of security.

IPsec—has had a poor to nonexistent history, and tools for the other major protocol, Microsoft's PPTP (Point-to-Point Tunneling Protocol), are sketchy as well.

However, OS X 10.2 includes the core support needed for the building of IPsec clients, and better software should follow. For instance, Earthlink founder Sky Dayton's latest company, Boingo, offers Windows-only software that includes a VPN client when connecting to its partner network of wireless ISPs. The company has promised a Mac version, and it may have been waiting for this VPN support. In addition, OS X 10.2 supports PPTP out of the box.

Who Needs VPN? Offices with corporate users who work in remote locations.

Pros: Powerful; protects all data; easy user configuration; works for remote users.

Cons: Expensive hardware; sophisticated system administration; Mac support traditionally not strong.

The Last Word

Some Mac users will never have their data attacked or intercepted. But it takes only one stolen password or credit card number to turn your life into a long-term nightmare. Protecting yourself is worth the time and effort it takes. □

GLENN FLEISHMAN writes the *Practical Mac* column, which appears every other week in the *Seattle Times*, and contributes regularly to *Macworld*, the *New York Times*, and *O'Reilly Networks*.

Macworld

Conference & Expo™



January 6–10

Conferences January 6–10, 2003

Expo January 7–10, 2003

San Francisco The Moscone Center

www.macworldexpo.com

For more information, call toll free
1-800-645-EXPO

Register online with
Priority Code: **A-MWO**

Find out what all the buzz is about at

www.macworldexpo.com



Only at Macworld Conference & Expo can the Mac community enhance their knowledge, network with peers and personally interact and purchase the latest products and technologies. Don't miss your chance to be a part of the #1 event for the Mac universe.

Acquire what you need (knowledge, products, services or solutions) to stay competitive and on the cusp of technology.

Enjoy the one-stop-shop atmosphere only Macworld Conference & Expo can provide you.

Test drive brand new products and services — be one of the first to kick the tires of the latest innovations.

Apply knowledge learned from 5 intense educational days at Macworld Conference & Expo immediately.

Network, exchange ideas and build contacts with like-minded, or not so like-minded, users and industry gurus.

Feel what it is like to be part of a loyal, powerful and holistic community.

Discuss your issues, mention your concerns, or praise the manufacturers of your favorite products directly.



Flagship Sponsors

Macworld Macworld.com  **MacCentral**



The Cat's Out of the Bag

Should You Jump to Jaguar? Read Our Review.

The Mac OS X beta was a preview for hard-core fanatics. OS X 10.0 was not for the faint of heart. And OS X 10.1 was the first version of Apple's new operating system that was ready for everyday use. So what should we make of OS X 10.2—also known as Jaguar—now that it has arrived?

With OS X 10.2's scores of new features and many tweaks to existing features, even OS X's harshest critics have to admit that Apple has sanded off most its new operating system's rough edges. But is OS X 10.2 worth \$129? We reviewed a final version to help you gauge its appeal, whether you're an OS X 10.1 user or an OS 9 stalwart.

Refined, Familiar Interface

Each time Apple updates Mac OS, even minor interface changes are readily apparent—and they often improve your computing experience more than the promised productivity improvements. So while it's fair to say that none of the interface changes in this update are revolutionary, Apple has made several important, though almost imperceptible, refinements.

Drop-down menus, while still slightly transparent, are much more opaque, making them more readable. A pop-up menu in the General preference pane lists four antialiasing algorithms, so you can choose the method of smoothing text that best fits your monitor and, even more important, that is easiest on your eyes. We found that the new LCD-optimized antialiasing settings made text more readable than the single setting offered by previous versions.

Apple's interface designers have toned down the pulsating blue default button in dialog boxes, making its effect subtler. All the Aqua buttons have a flatter appearance, and drop shadows are lighter—a small but noticeable improvement.

Another minor tweak is equally welcome: an Apply To All option makes copying large numbers of files in the Finder easier. It lets you quickly tell the

Finder whether you want to overwrite files or leave them alone; in previous versions, you needed to click on the Replace button once for each file that matched the name of an existing file.

And throughout the operating system, you can more easily access the interface with your keyboard (instead of your mouse). Open and Save dialog boxes can now be sensibly navigated with arrow keys, eliminating one major frustration of previous versions; however, you still can't type a letter to automatically move to a file whose name begins with that character (a feature we used every day in OS 9).

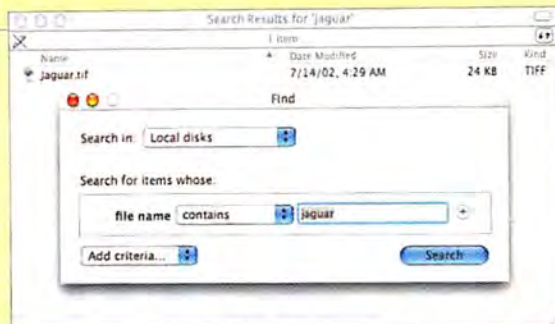
But there are some additions that will no doubt cause a few interface critics to complain—while regular users simply wonder what the fuss is all about. The arrow cursor now casts a slight drop shadow (fortunately, none of the other cursors do—imagine trying to do Adobe Photoshop work while casting shadows on your workspace!), folders open slightly when you drag items over them, and the spinning beach ball cursor you see when your Mac is overtaxed with tasks has turned into a shiny lollipop.

The most ballyhooed interface addition in OS X 10.2 is an old standby from OS 9: spring-loaded folders. While some people never took advantage of this one-drag approach to moving files in the Finder, those who did grew to rely on it and will be grateful for its return.

Tangible Improvements

Beyond the interface niceties, OS X 10.2 offers improvements in functionality and speed.

Quartz Extreme One of OS X 10.2's key features is Quartz Extreme, a concept that can be difficult to



Faster Finds Finding files is fast and easy with the Finder's new searching capabilities, which allow your search parameters to be as complicated or as simple as you need them to be.

understand and even harder to see when you're running the OS. Essentially, Quartz Extreme is a technology that off-loads most of the burden of displaying your Mac's interface to the Mac's dedicated video processor and video RAM. However, this technology works only on systems with an Nvidia GeForce2 MX, GeForce3, GeForce4 Titanium, or GeForce4 MX card (AGP version, not PCI), or ATI AGP Radeon card, with at least 16MB of VRAM. This means that Quartz Extreme will work with all current Mac models, as well as most Macs released in the past year or so.

It's hard to know whether Quartz Extreme is running on your Mac, but you can find out by popping in a DVD movie and then adjusting the volume or pulling down a menu. If you can see through the transparent object to the movie playing behind, your Mac is using Quartz Extreme. Granted, seeing through menus into DVDs isn't much of a feature—but that's not why Quartz Extreme is important. By using your video subsystem to composite all the different objects on your Mac's screen, the technology allows your Mac's main processor and memory to concentrate on other tasks. The result is a system that feels more responsive, especially when it's busy with other tasks. When we had lots of applications open in the background, there were far fewer spinning cursors in OS X 10.2 than there were in OS X 10.1.

Classic Mode Let's be honest: Apple would prefer that there were no such thing as Classic. But the reality is, OS 9 will be with us for some time, running applications that will never be updated to take advantage of OS X. Apple certainly hasn't made any improvements to OS 9 as part of OS X 10.2—after all, Steve Jobs theatrically declared OS 9 development dead, casket and all, at Apple's Worldwide Developers' Conference in May.

In fact, you won't even find an OS 9 CD in OS X 10.2's box, but Apple says that OS 9 will be available separately, for users who upgrade from OS 8.X and require Classic-mode application support. (Of course, if you upgrade, your existing OS 9 system folder will continue to work just fine with OS X 10.2.)

But Apple has made some improvements in Classic. We found that Classic launched noticeably faster in OS X 10.2 than in 10.1—roughly 70 percent faster, in fact. And in case you hesitate to click on a document for fear you'll inadvertently start Classic, a handy new preference option displays a warning dialog box before

10 Reasons to Upgrade

1. **IMPROVED PRINTING ARCHITECTURE** means faster printing, easy printer sharing, and improved compatibility.
2. **NATIVE WINDOWS NETWORKING SUPPORT** means that you can easily share files with Windows users.
3. The **NEW FINDER-BASED FIND COMMAND** lets you search your system faster—and more easily—than you could with Sherlock.
4. There are **SPEED BOOSTS THROUGHOUT OS X**—they will be especially apparent in busy systems that use Quartz Extreme to off-load work to the video card.
5. **CLASSIC MODE STARTS UP FASTER**, and new preferences let you monitor and control it better than ever before.
6. There are **BETTER FILTER AND SEARCH FEATURES** in Mail, which now supports intelligent spam filtering, so you can train it to catch most of your junk mail.
7. **SCANNER SUPPORT IN IMAGE CAPTURE AND TWAIN DRIVER SUPPORT** make scanning in OS X more user friendly (although it still has some kinks).
8. **SPRING-LOADED FOLDERS** and other small changes improve productivity in the Finder.
9. **BUILT-IN INSTANT MESSAGING VIA iCHAT** can dramatically change the way you work, especially with remote coworkers and customers.
10. **NEW APPLE APPLICATIONS**, such as iSync and iCal, will be available only to OS X 10.2 users.

Image-Conscious Cat

Printing and scanning have been troublesome in OS X, though Apple has steadily improved printing as the operating system has evolved. But the many Mac users with complaints should be assuaged by the release of OS X 10.2. We won't all see the complete benefits and fixes the moment we install the update, but many of the holes seem to be well on their way to being filled.

Apple has overhauled OS X's print architecture from top to the bottom. On the surface, the Print dialog box is better organized, with a few new printing features, and the Print Center application is a lot more useful. And Apple has also significantly improved OS X's underlying print engine.

Shares with Others Another important addition is printer sharing, which lets your networked Mac dynamically sense any printers shared by other OS X 10.2 Macs on the same network; it then automatically adds those printers to your printer list. OS 9 had printer sharing, but it was limited to a set of USB-connected printers; OS X 10.2's implementation includes FireWire-connected and networked printers. The latter is especially helpful for AirPort users who might not want to install printers on networks they rarely visit. We used AirPort to connect a laptop to a desktop Power Mac and automatically gained access to a USB printer attached to the desktop Mac.

Organized Interface The main Print Center window now incorporates a customizable toolbar and columns that show useful information—such as location and type—about each installed printer. A Get Info window is now available for each printer, so you can do simple things such as assign a new name or custom page-description file to the printer.

The Print Center's interface isn't perfect. When you have a network printer installed and someone else on the network turns on printer sharing, you'll see the printer twice (or more, if others are sharing as well). Although the OS does shade shared printers to distinguish them from unshared printers, it would be nice if the OS could recognize a printer you'd already set up for your network and list it only once.

The big change to the Print dialog box is the capability to save multiple print settings (earlier

versions let you save only one custom setting). Apple has also moved the Save As PDF option from a pop-up menu to a button at the bottom of the Print dialog box. Another welcome addition is custom paper sizes, which are especially helpful for people who want to fit many images on a piece of costly photo paper.

CUPS Revs the Print Engine Under the hood, OS X's printing capabilities are built on a new engine that's based on the open-source Common Unix Printing System (CUPS). Originally designed to provide high-quality PostScript and raster printing for a wide variety of printers in Unix environments, Apple's adoption of CUPS should mean that printer companies can build and port drivers more quickly and efficiently than was possible in previous versions of OS X.

Apple says that CUPS improves overall print performance. In limited testing with personal USB printers from Epson and Canon, we saw decent, but not huge, speed gains. With networked PostScript printers, however, the speed boosts were significant—pages on an older HP Color LaserJet and a GCC laser printer printed almost instantaneously, something that didn't happen with OS X 10.1.

CUPS will ultimately bring better performance and support for a broader array of printers, including wide-format printers and proofers, which have been among the stumbling blocks for Apple's pro customers. (An Epson representative told us that the company expects to ship OS X drivers for its professional printers late this year.)

Scanning Support Problematic scanning has been a major disappointment in OS X. Out of the box, few scanners have worked in OS X; some scanners worked in Classic mode, while others refused to work at all. This situation has been slowly improving. Epson has beta drivers for many of its scanners available on its Web site, and Canon



Pretty Kitty Jaguar brings better printing and scanning to OS X.

is also getting closer to releasing OS X-native scanner drivers. Many scanner owners have availed themselves of Hamrick Software's VueScan (www.hamrick.com) or LaserSoft's SilverFast (www.silverfast.com), both of which are OS X native and work with a wide variety of scanners. But we don't think anyone who bought a scanner after OS X initially shipped should have to buy additional software to get it to work.

OS X 10.2 should make things better. It includes the latest version of the TWAIN scanning architecture, which will ease the driver transition for many vendors.

Apple has gone one step further with TWAIN, adding scanner support to Image Capture. In theory, Image Capture should now recognize nearly any scanner that is TWAIN compliant (most are), although it failed to recognize the four scanners we tested. At press time, Apple supported 10 scanners from Epson: in the Perfection series, the 1640, 1650, 1660, 2400, and 2450; in the GT series, the 8200, 8300, 8700, 9300, and 9700. We expect this list to grow over time, with interim OS X updates. The problem isn't entirely licked, but a solution is in sight.

If you want to scan in OS X but aren't ready to move to OS X 10.2, don't despair: the beta TWAIN plug-ins from Epson and Canon that we saw worked with OS X 10.1.—RICK LEPAGE

Classic starts up. And the ability to use different OS 9 Preferences folders for different OS X users will be handy for people who share their Mac with others who use Classic.

Working with Windows Out of the box, OS X 10.2 is interoperable with Windows to a remarkable degree. Via the Sharing preference pane, you can share your Mac's files via SMB/CIFS (the standard format for Win-

dows file sharing) and by tried-and-true Mac OS file-sharing methods. And you can now search for and connect to Windows file servers from the Finder, just as you could for Mac file servers in previous versions of OS X. You can also connect to FTP servers from the Finder; the remote servers mount on the desktop like any other remote volume, but access is relatively slow, and you can only read, not write to, mounted FTP volumes. >>

For years, connecting to external ODBC databases has also been a problem on the Mac; finally, with OS X 10.2, Apple has provided a standard method for developers to use when connecting Macs to high-powered network databases.

Printing and Scanning For many professionals (and a few others), OS X printer support has been less than stellar, and for nearly everyone, scanner support has been even worse. Both have gotten a big boost in OS X 10.2, which has a revamped printing engine and expanded TWAIN support. But it will still take a while for third-party vendors to catch up (see "Image-Conscious Cat").

Name Game OS X 10.2's Address Book application is a little bit like an iceberg—what you can see is only a small fraction of what's there. Beneath the surface, this relatively straightforward contact manager has an entirely new Mac OS infrastructure: a shared database that tracks information about people you know. In fact, you may never use the Address Book application, especially once other programs are modified to support the shared database. But the database itself has the potential to eliminate redundant and out-of-date information across your Mac.

Leading the way, Apple has integrated the shared database with its new iChat application and the update to its e-mail program, Mail. iChat uses the database to map real names to AOL and mac.com screen names, so you'll know that the incoming message from pixie95370 is actually from your friend Joe (see "Chat Session"). It's a good idea that will only get better as developers update their programs to support the new system.

Sharing Services In addition to Quartz Extreme, the other OS X 10.2-related technology innovation being



Chat Session By integrating instant messaging into Mac OS, iChat will change the communication habits of many Mac users.

promoted by Apple is Rendezvous, a networking standard that allows devices on a network to dynamically recognize one another. Like Address Book, this is a technology that will require support from software developers to truly blossom. But Apple has thrown a few touches into OS X 10.2 that hint at Rendezvous's potential, most particularly in the iChat application, which doesn't require any special registration with AOL or Apple to allow chatting among people connected to a local network—instead, everything's handled via Rendezvous.

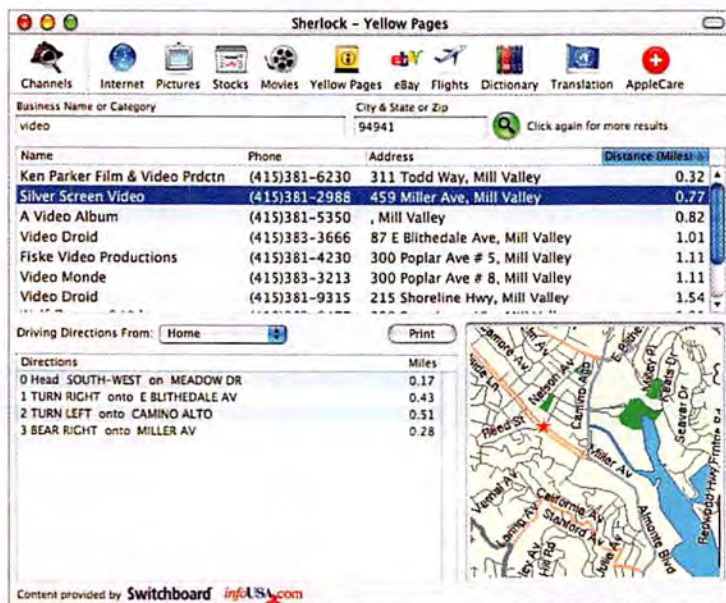
Ink without Paper When you connect a graphics tablet to your Mac, OS X 10.2 activates its Ink handwriting-recognition technology and places an Ink item in your System Preferences. Ink lets you handwrite text directly into any application with an active insertion point. As you write, a sheet of virtual paper displays your handwritten characters, and when you pause, Ink automatically converts your letters to text and inserts them in your document as if you had typed them.

Unlike many handheld devices, which require you to master a special alphabet, Ink recognizes your handwriting. In our tests, it rarely flubbed a word, though it often capitalized letters incorrectly. Ink is clearly not meant to be used as a replacement for the keyboard—instead, it gives Apple a feature that will be required in any keyboard optional "tablet Mac," should the company decide to compete with tablet-based PCs.

Devil in the Details

OS X 10.2 contains many small improvements. Any combination of them may be enough to make you decide that it's worth its price, but different features will beckon to each user. Here are some of OS X 10.2's most interesting improvements that we haven't previously reported (see "What Else Is in Jaguar" and our related online coverage for more details).

AppleScript Support Apple's useful AppleScript language is better supported in OS X 10.2; a systemwide Scripts menu, previously downloadable from Apple's Web site, is now included when you install the updated OS. Folder Actions—the OS 9 feature that allows



The Searcher In OS X 10.2, Sherlock has been remade as a Web-searching utility that parses Web pages and Internet databases to provide easy access to information, such as the addresses and locations of nearby video stores.

Migrate to Jaguar with a Clean Install

Before you can enjoy the benefits of OS X 10.2, you first need to install it—which may not be as easy as it sounds. Although you can update your existing OS X system to 10.2, you may encounter several problems (including crashing applications) after doing so.

To avoid these problems, we suggest using the installer's new Archive And Install option, which installs a complete version of 10.2 and saves everything from your previous OS X system. (Once you've chosen your destination volume for installation, click on the Options button, select Archive And Install, and then select Preserve Users And Network Settings.) The best part is, this option moves your Users folder—retaining your accounts and settings—and the contents of your Applications folder to the new system. There is still work to be done to get everything back to the way it was; however, we're here to help with the manual labor.

After installation, you'll find the following files and folders left over from your old system in the Previous Systems folder: Applications, etc, Library, mach, mach.sym, System, Users, var, and (possibly) Developer. Even though you'll eventually throw many of these files away, you may want to transfer some to their corresponding locations in OS X 10.2. We'll cover the basics here, which will be enough for most users; for more detailed instructions visit www.macworld.com/2002/10/features/jaguar.html.

During this process, if you attempt to move something and get an error message saying that you don't have the right privileges, you can use the Finder's Show Info command to change them.

Library The Library is the most complex folder to deal with, because of the mix of older Apple-installed files that you don't want to transfer over and newer user- or application-installed files that you do want to move. The OS X 10.2 installer moves the Application Support, iTunes, and PreferencePanes folders, as well as the contents of the Preferences directory, into OS X 10.2's Library folder, so you don't need to worry about those.

However, many applications install other support files in this folder, and other files, such as Contextual Menu plug-ins, browser plug-ins, and Services are installed here for system-wide use. If you don't want to manually reinstall applications, support files, and third-party add-ons from scratch, going through this folder is your only option. Note that because of privilege issues, when you drag files from the archived Library folder to OS X 10.2's Library folder, some files will be copied while others will be moved—this is normal.

The first step is to look for any folders that exist in the archived Library folder but don't exist in the new OS X 10.2 Library folder—you can drag all of these over. Dealing with the rest of the folder is a bit more tedious. You'll need to open the new OS X 10.2 Library folder and the archived Library folder side by side and compare the contents of each subfolder. Folders that exist in the old Library but don't exist in the new one can be moved over—such as Fonts and Internet Plug-Ins. But don't replace files or folders that already exist in the OS X 10.2 folder without first checking the version number and/or creation date of each (use the Finder's Get Info command). A few folders warrant special consideration:

- Don't transfer the contents of the Library: Caches folder from the archived Library to OS X 10.2's Library. OS X 10.2 will recreate these files as needed.
- The contents of the Library: ColorSync: Scripts folder in your archived Library are located in the Library: Scripts: ColorSync folder in OS X 10.2's Library.
- Before you transfer any files from the Library: Printers folder, try setting up your printer in OS X 10.2—there's a good chance that support for your printer already exists. An exception is if you've previously installed Faxstf, in which case you should transfer over the Library: Printers: SmithMicro folder.
- In the Library: Receipts archive, copy over only receipts that were clearly installed by third-party software (for example, Faxstf, IEUpdate, Macally-

Mouse, and WindowsMediaPlayer). If you're unsure about an item, leave it—they aren't vital.

- If you were previously running a Web server off your Mac but using the System's Web directory rather than your user-level Web directory, be sure to transfer any custom contents of Library: Web-Server: Documents.

Applications All of your previously installed applications and utilities have been moved by the installer from this folder to the new Applications folder at the root level of your hard drive (except for older versions of Apple software). The lone exception is if you already moved files or folders inside the AppleScript folder in OS X 10.1; if you did, they will still be inside the archived AppleScript folder, and you will need to manually move them to the new Applications folder.

Users Although the OS X 10.2 installer kindly moves user folders from the archived Users folder to its own Users directory, for some reason the Shared user folder does not get transferred. If you've placed files in the Shared user folder, you'll need to manually move them from the archived Shared folder to the Shared user folder in your new Users directory. (Make sure you copy the contents and not the Shared folder.)

Last Steps When you're done, log out and then log back in. You'll need to set up your printer(s) again, but apart from that, there should be minimal additional setup necessary. It's also possible that some of the software you used in OS X 10.1.5 or earlier won't be compatible with OS X 10.2. If one of these applications was previously set up as a login item, it will launch at login just as it did before, which can cause problems. To fix this, you can press the shift key just after the login or start-up screen, and hold it down until the Finder has loaded—this will prevent all login items from loading. You can disable the offending login item and then log out and log back in.

Once your Mac has been running smoothly for a few days, you can delete the Previous Systems folder and its contents.—DAN FRANKS

AppleScripts to run when items are added, removed, or changed in particular folders on your system—is now in OS X 10.2. The interface for Folder Actions is a bit clunky—you must attach the actions via a submenu in the aforementioned Scripts menu, rather than via a contextual menu in the Finder. But when it comes to functionality, Folder Actions are much improved: you don't need to leave a folder open in the Finder for its Folder Action scripts to function, as you did in OS 9.

Stronger Security Apple has made several security improvements. User names and passwords can now be

more than eight characters long—especially useful when you're trying to generate secure but memorable passwords. A new Keychain menu item lets you lock and unlock not only your Keychain but also your entire system: choose Lock Screen, and your Mac will instantly jump to a password-protected screen saver. Likewise, if you're using encrypted disk images created by Apple's Disk Copy utility to store sensitive information on a laptop, when you wake that laptop up, you'll be forced to reenter the secure volume's password.

>>

Smarter Sherlock Apple revamped Sherlock for OS X 10.2. File-finding features have been transplanted—with excellent results—to the Finder itself, so Sherlock has been transformed into an Internet utility (see “The Searcher”). The new Sherlock can search for Web pages, pictures, stock data, movie information, business addresses, and more. It puts a pleasing interface on information sources available on the Internet, but it's almost a carbon copy of Karelia Software's \$29 Watson utility, which offers twice as many search channels, including many services not available in Sherlock. Still, if you're already planning

to buy OS X 10.2 for other reasons, this fast, free utility is a dramatic improvement on the older Sherlock, which was sluggish and not nearly as useful as this edition.

Slicker System Preferences One area that has been cleaned up nicely is System Preferences; Apple has consolidated and tamed the multitude of preference panes. For instance, the Sharing pane is now more useful, offering the right selection of options for sharing your Mac's components, as well as a simple interface to the basic firewall built into the OS (and it's smart enough to know when you have another utility interacting with your firewall).

What Else Is in Jaguar

There are many more new features in OS X 10.2. While we can't cover them all here, we did discuss a prerelease version of Jaguar in “Mac OS X Evolves” (August 2002). You can read an updated version of that article at www.macworld.com/2002/08/features/osx.html. In the meantime, here's a quick summary of new and improved features we didn't cover in this article. And because our earlier analysis of OS X 10.2 was based on a developer's beta, several features we reported on did not end up in the shipping version—some of them are listed under the “Changes That Weren't” heading.

Interface Changes

- Minimized items in the Dock have a small “badge” indicating which application they belong to.
- The Get Info window features a new one-window interface and allows you to set permissions and ownership of files and folders.
- Finder windows swoosh in and out when you open and close them.

New Preferences

- There are new Login Items and My Account preference panes for easier customization of your workspace.
- The Universal Access preference makes the Mac compliant with the

U.S. government's Section 508 standards for people with special needs. Among the new features are the ability to zoom in and out at will, invert the screen, see a visual cue instead of hear a system beep, and have the Mac read text to you as you move your mouse over the screen.

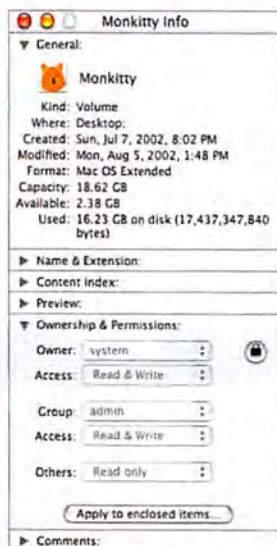
- The Sharing pane lets you turn on services easily, protect yourself with a firewall, and share an Internet connection.

Networking and Security

- Virtual Private Network connections are available via PPTP.
- Simple Finder and application restrictions are suitable for classroom and other restrictive environments.

Changes That Weren't

- You still cannot minimize windows in place, as small floating icon buttons, or drag minimized icons out of the Dock.
- There is no Digital Hub category in System Preferences; a new CDs & DVDs preference item allows you to choose what your Mac does when you insert blank optical media. Control of other devices has been either omitted or moved into more device-specific applications, such as Image Capture and iTunes.



Information, Please The new Get Info window is a big improvement, giving you more information and the ability to modify file permissions with ease.

Compatibility Issues

We ran a slew of OS X-native applications after our switch to OS X 10.2, and for the most part, they worked without a hitch. But we ran into some problems with utilities (including StuffIt Magic Menu, WeatherPop, MacReporter, and MaxMenus) that placed icons in the menu bar or Dock; however, we expect most of the utilities to operate well after they've had minor updates.

We installed OS X 10.2 in two ways: over existing 10.1 systems and as a clean installation. In most cases, simply installing 10.2 over 10.1 worked—but on a few systems, we had numerous problems, especially with applications that simply would not launch. To be on the safe side, we'd recommend that upgrading users back up their systems and take advantage of OS X 10.2's new installation option, which archives your previous installation and then installs OS X 10.2. (For tips on migrating to OS X 10.2, see “Migrate to Jaguar with a Clean Install.”)

Macworld's Buying Advice

OS X 10.2 is no minor OS enhancement; from a feature and performance standpoint, this update to OS X is as significant as OS 9 was to OS 8.

There's nothing wrong with OS X 10.1.5, and users who don't want to pay \$129 for OS X 10.2 will be able to function just fine without it. But for most users, there are a lot of important improvements in this upgrade: performance boosts, improved printing, and interface enhancements will be immediate benefits. And over time, OS X 10.2's new technologies (including Quartz Extreme and Rendezvous) will make the update even more valuable—a necessity for users who want to adopt the latest innovations from Apple and other Mac developers.

If you haven't yet switched to OS X, there's never been a better time—OS X 10.2 addresses most of the complaints OS 9 users have about OS X. We recommend that you run it on a Mac with a G4 processor, and you'll want as much RAM as your system can take, but OS X 10.2 is refined *and* powerful—and it's worth the move. □

Editor JASON SNELL runs Mac OS X 10.2. He is quite fond of cats both large and small.

Audio freaks check out Toast with Jam™

room to burn



Get organized, and take your files with you wherever you go. Burn all your data, video, photography, MP3s, vinyl, cassettes and whatever else you've got to CD with Toast® 5 Titanium, from Roxio. The best selling CD burning software in the world for the Mac®. You can even create your own personalized jewel cases for each disc. Hit roxio.com to find out how.

Built for Mac OS X.



© 2002 Roxio, Inc. All rights reserved. Roxio, the Roxio logo, Toast with Jam and the Burning CD logo are trademarks of Roxio, Inc., which may be registered in some jurisdictions. Toast is a registered trademark of Roxio, Inc. in the United States and may be registered in some other jurisdictions. Mac is a trademark of Apple Computer, Inc., registered in the U.S. and other countries. All other trademarks used are owned by their respective owners. Our software is designed to assist you in reproducing material in which you own the copyright or have the legal right to copy from the copyright owner.

Choose 140 at www.macworld.com/getinfo

MAC OS X E-MAIL GUIDE



Which Option Is Right for You?

From hard-core managers who sort through hundreds of messages a day to grandparents who get three messages a week from their kids, everyone uses e-mail, albeit in radically different ways. The various ways people use e-mail have given rise to a surprisingly large number of e-mail programs. A dozen, from companies big and small, now run natively in Mac OS X, and all offer varying combinations of ease of use, flexibility, and power.

We looked at Apple's Mail 1.1 (which comes with OS X), Bare Bones Software's \$99 Mailsmith 1.5.3, CE Software's \$35 QuickMail Pro 3.1, CTM Development's \$49 PowerMail 3.1, Cyrusoft International's \$36 Mulberry 3.0a3 (still in beta at press time), MAKI Enter-

prise's \$50 Magellan 3.3, Microsoft Entourage X 10.1 (available only with the \$499 Office suite), the free Netscape 6.2 (essentially the same program as the open-source Mozilla 1.0), the \$30 Nisus Email 1.6.1, Qualcomm's free or \$40 Eudora 5.1.1, Sono Software's \$25 Musashi 3.4, and Sugiura's \$28 SweetMail. (See "12 E-mail Programs Compared" for details.)

We'll help you figure out which of these apps fits the way you work. To see our top contenders go head-to-head, check out "E-mail Grudge Match: Entourage versus Eudora."

TRANSFERRING MAIL


All e-mail programs face two basic tasks: receiving and sending mail. So what's the point of trying an e-mail


program that isn't compatible with your Internet service provider (ISP)?

A good e-mail program must handle multiple accounts and support common e-mail standards. Support for receiving mail via IMAP is essential for some people, and for those using POP, support for APOP helps protect passwords sent over wireless networks that aren't secure. (Adrift in acronyms? See "E-mail Lingo" for help.)



The Basics All of these programs handle multiple accounts, receive mail via POP, and send mail with SMTP authentication (required by some ISPs). Only Netscape and Nisus Email lack APOP support.

If you use a modem, think twice before choosing PowerMail, Nisus Email, Musashi, or SweetMail, since








they can't skip messages larger than a certain size. This ability is helpful if you don't want to get stalled every time someone sends you a big attachment. (The next version of PowerMail, due out by the time you read this, should have this ability.) All the programs performed well when retrieving mail, with one exception: if you receive a lot of mail, avoid Nisus Email. It doesn't let you read downloaded messages while it *slowly* retrieves new ones.

IMAPing the Internet Support for IMAP is less common than support for POP, appearing only in Entourage, Eudora, Mail, Mulberry, Netscape, and PowerMail. By default, IMAP keeps all your mail on a server, with a copy kept locally to improve performance. Mulberry took the IMAP speed award; the others—except Netscape—performed acceptably.

Mulberry offers IMAP-related features and options the other programs can only dream about—although these options can be hard to find in its cluttered inter-



READING MAIL

The right e-mail program is one that displays mail, and lets you navigate through it, the way *you* like. Some people can't imagine using an e-mail program that doesn't let them use the keyboard to switch between messages, for example, while someone who prefers the mouse doesn't care about key commands.

Most programs rely on a paned interface, with one pane for a list of mailboxes or folders, another for messages inside the current mailbox, and a third displaying a preview of the message. You should be able to move between messages in only one action, and you shouldn't have to close, delete, or file the current message and then manually open the next one. Beyond that, no approach is necessarily *better* than another.

Window Panes The three-pane interfaces in Entourage, Mailsmith, Mulberry, and PowerMail are the most flexible and fluid. All can display mail in two or three panes or in separate windows, and all provide multiple ways to navigate through messages. Though Eudora and Musashi provide only message-list and preview panes, each was fast and easy to use, as was SweetMail, which eschews panes entirely. Nisus Email, which uses a single-pane interface, makes you open and close each message manually and is notably clumsy.

Reading in Style The ability to display the styled text and graphics in HTML e-mail is increasingly important. Entourage, Eudora, Mail, Mulberry, Netscape, PowerMail, and QuickMail Pro support HTML display; the rest make you

open HTML messages in your Web browser.

Thanks to its integration with a Web browser, Netscape offers the best HTML rendering by far, with Mail, PowerMail, and Entourage not far behind. Eudora does fine with simple HTML but has trouble with complex HTML.

Mulberry's HTML support is poor, and it can't display graphics. None of the remaining programs can display graphics either, with the exception of SweetMail and Mailsmith; the latter can display them only in separate windows.

WRITING MAIL

Reading is only half the battle—an e-mail program must provide solid writing tools as well. Have you ever labored over an important message, only to see an embarrassing misspelling just as you click on Send? Good writing tools help you avoid such mishaps.


Most programs offer the basic text-editing options you'd expect to find in a Mac application, such as the ability to select words by double-clicking on them. But your e-mail program is often your primary writing environment. Additional formatting tools, a spelling checker, and the ability to add graphics can save you a lot of time. Also important is how successfully the program sends attached files; this depends on the attachment-encoding formats it supports. And since all messages must go to *someone*, an e-mail program must let you easily address new messages and use its address book.

Sharpening the Quill All the programs except Nisus Email (which anticipates that you'll create messages in a word processor) cover the basics: entering and editing text via the keyboard. Mailsmith and Eudora offer the most keyboard shortcuts for moving around and selecting text.


Eudora, Entourage, Mailsmith, and SweetMail offer additional tools for common e-mail tasks, such as quoting (marking parts of the original message when replying to it) and wrapping (adding or remov-



Filter Fanatic Mailsmith's filtering is among the best, thanks to the program's clean interface, extensive selection of filter criteria and actions, and support for grep pattern matching.



face. They include a disconnected mode that automatically synchronizes offline changes when you reconnect to your ISP, helpful for IMAP users working on a plane, for example.



Proprietary Alternatives Some programs let you sign in to proprietary mail systems. Netscape can connect to AOL without using AOL's software, so you can receive your e-mail in your regular mailbox. Likewise, Entourage provides direct access to Hotmail, so you don't have to use Hotmail's Web interface.

12 E-mail Programs Compared

COMPANY	PRODUCT	MOUSE RATING	PRICE	CONTACT	IMPORTS FROM	PROS	CONS
Apple	Mail 1.1	☆☆☆ ^B	\$129 ^A	800/692-7753, www.apple.com	Entourage, Outlook Express, Claris Emailer 2.0v3, Netscape, Eudora	Easy to use; bundled with OS X; inline spelling checker.	Poor searching; lousy integration with OS X Address Book; no control over attachment formats.
Bare Bones Software	Mailsmith 1.5.3	☆☆☆☆ ^B	\$99	781/687-0700, www.barebones.com	Anything in mbox format, including Eudora, Mail, Entourage or Outlook Express exported mailbox, Netscape	Clean interface; powerful text-editing tools; powerful searching and filtering; Sherlock- style searching; extensive AppleScript support.	Expensive; no HTML support; no IMAP support; no inline spelling checker; no inline graphics.
CE Software	QuickMail Pro 3.1	☆☆☆	\$35	800/523-7638, www.cesoft.com	None	Multiple user features with QuickMail Pro Server.	No IMAP support; mediocre filters.
CTM Develop- ment	PowerMail 3.1	☆☆☆	\$49	www.ctmdev.com	Outlook Express 4.X, Entourage exported mailbox, Eudora, Netscape Communicator, Unix mailbox, Mail, AppleShare IP, PowerMail	Attractive interface; good attachment- encoding interface; Sherlock-style searching; many import formats.	No traditional searching; no inline spelling checker.
Cyrusoft International	Mulberry 3.0a3	N/A ^C	\$36	412/605-0499, www.cyrusoft.com	Anything in mbox format, including Eudora, Mail, Entourage or Outlook Express exported mailbox, Netscape (must be done manually or via a utility program)	Excellent IMAP support; good performance; lots of options.	Cluttered and confusing interface; no inline spelling checker; poor HTML support; can't display graphics.
MAKI Enterprise	Magellan 3.3	☆☆☆	\$50	www.makienterprise.com	Eudora, Netscape, Outlook Express, SweetMail, Arena, Musashi (via utility program)	Innovative views for managing mail; multi- lingual support.	No HTML; no graphics; poorly translated documentation.
Microsoft	Entourage X 10.1	☆☆☆☆	\$499 ^D	800/426-9400, www.microsoft.com/mac	Entourage 2001, Outlook Express 5, Eudora, Netscape Communicator, Claris Emailer 2.0v3	Full-featured; good interface; good HTML support; good text-handling tools; inte- grated PIM; inline spelling checker; flexible searching and filtering.	Poor searching and mail-view per- formance; available only as part of expensive Office suite.
Netscape	Netscape 6.2	☆☆☆	Free	http://wp.netscape.com/computing/ download/	Eudora	Free; great HTML rendering; integrated Web browser; instant messaging; Usenet news reader; Web-page authoring; records incoming e-mail addresses automatically.	Poor performance; un-Mac-like interface; no APOP support; many features offer little power; no control over attachment formats; poor searching.
Nisus Software	Nisus Email 1.6.1	☆☆	\$30	800/890-3030, www.nisus.com	None	Easy sending from any word processor.	Awkward interface; no APOP support; poor performance; no text- editing tools; no HTML support; no spelling checker; poor searching; poor filters.
Qualcomm	Eudora 5.1.1	☆☆☆☆	Free or \$40 ^E	800/238-3672, www.eudora.com	Claris Emailer, Outlook Express	Full-featured; fast searching; inline spelling checker; good text tools; extreme flexibility for power users; unique work- group file-sharing capability; available in free configurations.	Ugly interface; mediocre filters; poor HTML rendering.
Sono Software	Musashi 3.4	☆☆☆	\$25	www.sonosoft.com	Eudora	Built-in support for multiple users.	No HTML; no graphics; no spelling checker; poorly translated docu- mentation; limited searching and filtering.
Sugiura	SweetMail	☆☆☆	\$28	www2.ttcn.ne.jp/ ~sweet/mail/	Eudora, Netscape, Entourage or Outlook Express exported mailbox	Message-size indicators for sending to cell phones; easy to use; can display graphics.	Poor filters; shallow feature set.

^A Included with Mac OS X; new version should be available by the time you read this. ^B See *Reviews*, August 2002. ^C N/A=not applicable. Only a beta version was available at press time. ^D Available only as part of the Microsoft Office suite, which includes Entourage, Word, Excel, and PowerPoint. ^E There are three versions available: a free "sponsored mode" with advertisements, a free "light mode" with no ads but fewer features, and a \$40 "paid mode" with all the features and no ads.

ing return characters at the end of lines). Mailsmith again stood out, thanks to its text engine, inherited from Bare Bones Software's powerful text editor, BBEdit.

All the programs except Nisus Email have (or can work with) spelling checkers, but Entourage, Eudora, and Mail win high marks for their inline spelling checkers, which underline misspelled words as you type instead of displaying misspelled words in a dialog box when you select the spelling-checker command. Entourage and Eudora (with the addition of the free TidBits AutoCorrect Dictio-

nary, available at <http://db.tidbits.com/getbits.cgi?tbart=06103>) can also correct common mistakes automatically as you type.

Customized Paper Clips To send a file such as a Microsoft Word document as an attachment, your e-mail program must *encode* the file—encoding can be likened to using an envelope to send a newspaper clipping to a friend, rather than scrawling his address on the clipping itself and hoping it arrives.

Widespread support for the AppleDouble encoding format has significantly reduced the severity of problems caused by attachments

sent between Macs and PCs, and most e-mail programs now default to AppleDouble. (For details, see "Make Peace with PCs," *Secrets*, September 2002.) However, it's still occasionally useful to switch back to BinHex (Mac) or UUencode (Unix or Windows) when you send attachments to people using older e-mail programs.

Mail, Netscape, and Nisus Email lose points for providing few encoding-format choices (or none at all), whereas Entourage and PowerMail deserve kudos for clear, helpful interfaces, and for allowing you to compress attachments auto-



matically before sending them, if you have Aladdin's \$30 DropStuff or \$80 StuffIt Deluxe (888/245-1723, www.stuffit.com).

Little Black Books As our friends and relatives, not to mention the businesses and government offices we must all deal with, start using e-mail, we acquire more electronic pen pals daily. A good e-mail program makes it easy to collect and use addresses.

Entourage's address book is by far the most complete. It lets you store postal addresses, birthdays, pictures, and more; categorize and search for contacts; and synchronize address-book data (and calendar events, though not e-mail) with Palm OS handhelds. (Pick up the new Palm conduit at www.microsoft.com/mac/download.) But this information can't be shared—QuickMail Pro, when coupled with a QuickMail Pro Server, does offer this feature, helpful to businesses that need employees to use a common address book. To save time, Entourage also automatically completes address-book entries as you type—as do Eudora, Mail, Mailsmith, Netscape, PowerMail, and QuickMail Pro.

simple interface works only with a small number of contacts.

MANAGING MAIL

Stored e-mail can be an important record of your business and personal life. Unless you're concerned about a Justice Department subpoena, it's best to file everything away for later reference. You never know when an e-mail may come in handy.

Filing Boxes When it comes to creating, renaming, and rearranging folders, four programs stand out. Magellan avoids the concept of folders almost entirely. Instead, it uses "views" to organize potentially overlapping sets of messages that match certain criteria (such as having the same sender). It also provides "folders," views to which you can manually add messages. This is a good approach if you often find yourself wanting to file messages in multiple places, since more than one view can include the same message.

Entourage's custom views are essentially saved searches, a feature also offered by Eudora and Mulberry. Unfortunately, Entourage searches too slowly for views to be useful, and although Eudora and Mulberry are faster, their saved-search features are hard to find. Nisus Email's folder handling and interface are feature-poor and difficult to use.

Seek and Hope to Find

These programs find messages in different ways. One welcome feature in Entourage, Mail, PowerMail, QuickMail Pro, and SweetMail lets you limit the list of displayed messages by entering a search term in an ever-present search field.

Mulberry offers a similar feature, via a window that provides numerous canned criteria, such as date ranges or messages from the current message's sender. Eudora's approach is faster—option-click on part of a message-list item to select and group similar messages, such as those from the same person or with

E-MAIL LINGO

APOP A POP command, APOP stands for Authenticated POP. When you use APOP, your password is encrypted so it can't be easily captured, particularly beneficial if you use a wireless network in a public place.

HTML Messages sent as HTML (Hyper-text Markup Language) mail can contain different fonts, styles, sizes, and colors, as well as inline graphics, much like Web pages.

IMAP IMAP (Internet Message Access Protocol) is a method of retrieving e-mail; it stores all of your messages on an IMAP server. You read and respond to temporary copies of messages downloaded to your Mac.

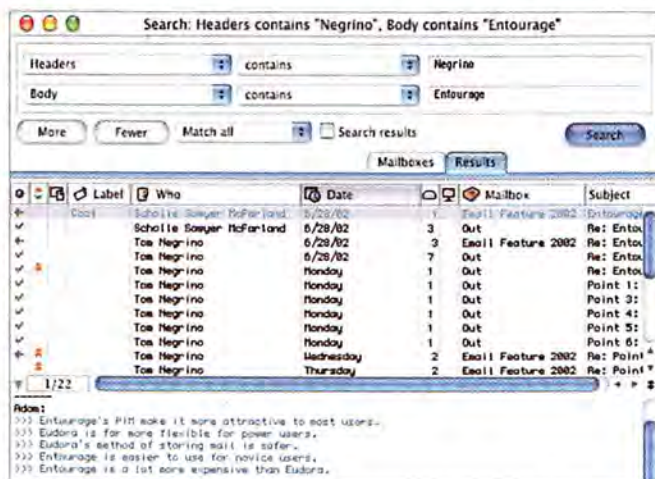
POP POP (Post Office Protocol) is a common method of retrieving Internet e-mail. By default, it downloads all your messages from a POP server to your Mac for reading and storage.

SMTP SMTP (Simple Mail Transfer Protocol) is the standard protocol for sending all Internet e-mail, both from your e-mail program to your mail server and between mail servers. Some mail servers require that your e-mail program send your user name and password—SMTP authentication—before you can send e-mail.

the same subject line (see "Finding That Needle").

You'll find the best search tools in Eudora. Its fast search tool includes numerous search criteria and a results window that works exactly like a normal mailbox. Entourage and Mailsmith both offer excellent search capabilities, but they could be faster, and they don't let you search in a nonconsecutive set of folders. Bringing up the back of the pack are Mail, Netscape, and Nisus Email, with slow and clumsy search tools.

What if you want to find messages related to a project you did with several people? For more-ambiguous searches, you might want Sherlock-style searching with relevance ranking. PowerMail has long boasted Sherlock-style searching (at the expense of traditional search tools). The most recent version of Mailsmith has this feature as well.



Finding That Needle With the best combination of speed and pinpoint accuracy, Eudora's Search window lets you find what you're looking for.

The remaining programs offer simple but effective address books, with the exception of Mulberry and Nisus Email. Mulberry's address book suffers from unnecessary complexity, and Nisus Email's overly




velocd™



OPEN SESAME

UNLEASH THE POWER OF THE PORTABLE FIREWIRE VELOCD, AND OPEN THE DOOR TO FREEDOM. BUILT FOR PERFORMANCE AND FLEXIBILITY, VELOCD 24/10/40 BURNS A COMPLETE CD-R IN JUST 4 MINUTES. IT'S THE SPACE-SAVING SOLUTION THAT WILL IMPART ALL YOUR FIREWIRE EQUIPPED MAC AND PC COMPUTERS WITH HIGH-SPEED RECORDING WIZARDRY. ANYWHERE YOU NEED IT. NO SLIDING DRAWERS. NO HASSLE.

CHECK IT OUT AT THE DIGITAL SWEETSPOT. www.tdk.com.




FULL MULTITASKING CAPABILITY
BUFFER Underrun
PROTECTION



FIREWIRE AND THE FIREWIRE LOGO ARE TRADEMARKS OF APPLE COMPUTER, INC., REGISTERED IN THE U.S. AND IN OTHER COUNTRIES. ALL OTHER BRANDS AND PRODUCTS ARE TRADEMARKS OF THEIR RESPECTIVE HOLDERS.

Choose 123 at www.macworld.com/getinfo



CLAIM #1

ENTOURAGE IS BETTER FOR NOVICES.

Tom: This one's easy. Like any good Macintosh citizen, Entourage doesn't take a lot of effort to learn or use. For example, when I get paper mail, I file it in folders—Entourage does the same with e-mail. And because it's part of Office, Entourage shares keyboard commands and menu items with the other programs in the suite. On the other hand, you have to learn how to use Eudora, often by slogging through the manual.

E-MAIL GRUDGE MATCH: ENTOURAGE VERSUS EUDORA

Can't decide between our two top-rated programs, Microsoft Entourage and Qualcomm's Eudora? Each one has strong supporters. Macworld contributing editors Adam C. Engst, author of *Eudora 4.2 for Windows and Macintosh: Visual QuickStart Guide* (Peachpit Press, 1999), and Tom Negrino, author of *Microsoft Office v. X Inside Out* (Microsoft Press, 2002), debate common perceptions about the popular programs.

Eudora appears to never have seen the touch of a graphic designer. Look at that button labeled, in minuscule type, Blah Blah Blah. Yeah, I know that it displays the headers of a message, but "Macintosh 101" says that buttons and other interface elements should convey their meaning. All too often, Eudora fails that test.

Adam: Entourage's interface may be prettier, but it wastes valuable screen real estate. The Blah Blah Blah button's purpose may not be obvious until you click on it once, but it's no worse than some of Entourage's buttons. And it's not as though Entourage's approach to viewing headers were good—you can't choose to see them unless you open the message in its own window.

I've set up lots of novices with Eudora, and they don't have trouble with the

interface, because Eudora focuses only on e-mail. With Entourage, the novice user can get lost in the additional address book, calendar, task manager, note-taking utility, and Usenet news reader. Talk about needing to slog through the manual. Oh wait! I forgot—Microsoft doesn't provide one!

CLAIM #2

EUDORA IS MORE FLEXIBLE FOR POWER USERS.

Adam: Eudora is the most accommodating e-mail program on the planet for power users or anyone who needs something a little unusual. Need to send e-mail at a future date and time? Need to change the default headers? Want to set Eudora to autosave every two minutes? Eudora can do all that and more.

Casting Nets A filtering feature brings together mail organization and searching. Most filters just transfer specific messages—such as those from a mailing list—into a particular mailbox. A good set of filters can also help you get rid of spam (see "Stop Spam!" *Secrets*, August 2002).

All of the programs we looked at can move mail into specific mailboxes. (The exception is Magellan—since its views stand in for filters as well as folders, it does the same job a different way.) But some go beyond that basic functionality. Entourage and Mailsmith take top honors here, with PowerMail close behind. All three offer a wide range of filtering criteria and actions.

Entourage also offers a Mailing List Manager feature, which helps create filters for mailing lists. It would be nice, however, if it helped you change your address, unsubscribe, and search list archives—as Quick-

Mail Pro does. And Entourage's Junk Mail filter can identify some spam, though it often catches legitimate messages as well. Magellan also offers a spam filter, as will the next version of Mail.

Mailsmith offers an approach called "distributed filtering," which lets individual mailboxes grab the messages they want. Because these filters attach to mailboxes, they can be more efficient and easier to manage. For instance, if you want to keep track of all the e-mail messages you've received about AppleScript—regardless of which mailing list they came from—one distributed filter could collect them all in one place, while another filter made sure the individual messages also ended up in mailboxes specific to each list. Plus, Mailsmith supports advanced grep pattern matching in filters, so it can identify messages via patterns of text (see "Filter Fanatic").

WILD-CARD FEATURES

Although we've focused on commonalities, some of these programs sport distinctive features.

A Large Retinue Entourage is the most unusual of these programs, thanks to its integration with a full-featured calendar and contact database, its ability to read Usenet news, and the fact that you can get it only with Microsoft Office. True to its name, Entourage wants to do everything for you. Netscape is similar: it also provides a browser, a Usenet news reader, a Web-page-authoring component, and instant messaging—and it's free.

The Workhorse Eudora deals well with large volumes of mail and providing the ultimate in access to occasionally necessary settings. Its unusual features include the unique Eudora Sharing Protocol (ESP), which helps groups keep a shared folder of documents synchronized,

Although Eudora lets users change almost every program behavior, it doesn't clutter the interface with obscure options. Instead, it makes them available via custom x-eudora-setting URLs that let knowledgeable users help those in need by sending a URL that the recipient can click on to twiddle a setting. (Send an e-mail to x-eudora-settings@tidbits.com to receive the full list, with descriptions and instructions.)

Tom: Yes, Eudora is an e-mail geek's dream, but it lacks some simpler features. For example, being able to filter mail based on whether the sender is in your address book or in an address group is very useful; you can't do that in Eudora. In fact, Eudora's mail filters are desperately in need of improvement. The problem with Eudora is that much of its power is buried so deep that only the few, the proud, and the darned geeky will ever see it.

CLAIM #3 ENTOURAGE MAKES IT EASIER TO FILTER OUT JUNK MAIL.

Tom: Junk mail is an annoying problem, and Entourage shines when dealing with it. The built-in, adjustable Junk Mail Filter does a pretty good job of flagging junk messages. It's not perfect, but it's about an 80 percent solution. In addition, Entourage's rules are some of the best in the

business; they allow you to filter mail by multiple criteria and perform multiple actions on the messages that meet those criteria.

Adam: The problem with Entourage's Junk Mail Filter is that the user has no way of knowing why some messages have been marked as spam. That wouldn't be a big deal, except Entourage often incorrectly identifies legitimate mail as spam. I prefer creating my own filters. Though Eudora's aren't as flexible as Entourage's, Eudora can show when each filter was last hit and identify which were applied to any given message (press the shift key when choosing Filters from the Window menu). It's a little more work, but the added accuracy is worth it.

CLAIM #4 EUDORA WORKS FASTER WHEN SEARCHING FOR OLD MESSAGES.

Adam: Game over, man. Eudora stores your e-mail in text files, one for each mailbox, instead of in a monolithic database, as Entourage does. But despite this, Eudora blows the doors off Entourage in searching speed. In a quick test, searching the same mailbox took 17 seconds in Entourage and 2 in Eudora. This speed is especially useful if you need to search through all your mail. Plus, Eudora lets



you select precisely which mailboxes you want to search.

Tom: It's nice to get what you want fast, but search speed is hardly a critical feature—unless the program is too slow to use or prevents you from working while the search is on. On the rare occasions that I want to search all my mail, I start the search and continue working. When Entourage is done, I click back and get the results. Yes, it's slower, but it's fast enough for most people. Most of the time, though, I skip searching and just use the filter box above the message list. It's not as flexible, but it's quick.

entirely via behind-the-scenes e-mail messages. It also offers e-mail-usage statistics and a configurable toolbar.

Not to be missed is Mood Watch, an optional setting that attempts to identify extreme language—known as *flaming*—in incoming mail and as you type. A warning gives you a chance to chill out before sending a message that may offend. Eudora can also read your e-mail aloud, a feature shared only with Mulberry.

A Little Help from Its Friends QuickMail Pro works fine with any standard POP server, but if you pair it with a QuickMail Pro Server, you get additional features such as shared address books, shared folders, and server-side filters that filter mail before you download it.

MACWORLD'S BUYING ADVICE

Our top picks are Eudora and Entourage, with Mailsmith and

PowerMail close behind. Eudora makes rules for people who need to manage a lot of mail—nothing else compares to its combination of high-end features and performance. And it's available in three configurations—a free version with ads, a free “light” version, and a \$40 full-featured version with no ads—to fit different needs and budgets. For people who spend their days in Microsoft Office and appreciate Microsoft's efforts at integration, Entourage combines an excellent set of features with an attractive interface. It's included with Office, making it a good value if you're already an Office user and an expensive (\$499) option if you're not.

That's not to imply that the rest of the field is just chaff. Mailsmith will appeal to gearheads who aren't into Eudora—its text-handling and filtering tools are superb—though

at more than twice the cost of Eudora, it's pricey. PowerMail, though it doesn't stand out in any particular way, is the perfect upgrade for the Mail user who needs just a bit more power. IMAP users should look hard at Mulberry, and QuickMail Pro, when paired with a QuickMail Pro Server, offers some compelling features for small offices. The path of least resistance for new users is Apple's free, and basic, Mail. A new version with some welcome features should be out by the time you read this.

Whether you receive a few messages a day or a few hundred, there's an OS X-compatible e-mail program out there that will serve you well. □



Contributing Editor Adam C. Engst is the publisher of TidBits (www.tidbits.com) and author of many books including *iPhoto 1.1 for Mac OS X: Visual QuickStart Guide* (Peachpit Press, 2002).

OS X 10.1 Base Station

Among the new features in Mac OS X 10.2 is the ability to use your Mac, in conjunction with AirPort, to share an Internet connection with several Macs. But you don't have to upgrade to OS X 10.2 to get this great feature—we'll show you how to do it in OS X 10.1 with the \$25 shareware utility BrickHouse.

Just as the Software Base Station feature worked in OS 9, a similar feature in OS X 10.2 lets users set up an AirPort-capable computer to replace Apple's \$300 Base Station or other wireless router for sharing an Internet connection with other Macs (and PCs)—and also supports local file-sharing and printing (see *Reviews*, July 2002 for a roundup of seven wireless broadband routers). Before OS X 10.2, owners of multiple AirPort-equipped Macs had to either buy a wireless router or leave one computer in OS 9 to do the routing for them.

But creating an AirPort Software Base Station is possible in OS X 10.1. In fact, with a little help, you can easily set it up yourself—Apple simply hadn't written a

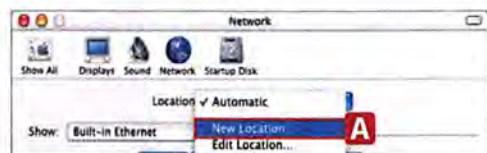
program that brought the pieces together until OS X 10.2. Though you could share your Internet connection by inputting a complex sequence of Unix commands, we'll show you an easier way that won't require even opening the Terminal window. All you need are two or more AirPort-equipped Macs, an Internet connection, and the shareware firewall utility BrickHouse (http://personalpages.tds.net/~brian_hill/brickhouse.html). And since BrickHouse adds a nice graphical user interface to OS X's built-in firewall, you get a nice bonus: easy control of your OS X 10.1 firewall. □

ANTON LINECKER is a writer based in Los Angeles, where he likes to stay connected without wires.

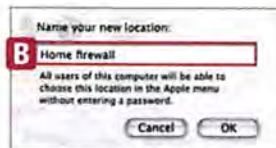
1

Set Up the Network

Among your Network settings is a drop-down menu called Location. You can use it to quickly create different network settings for your home, your office, or when you're on the road—but you can also create separate locations for various networking scenarios in the same geographic location.



Open the Network system preference; then choose New Location from the Location menu **A** and name the new network configuration. In our example, we named the location "Home firewall" **B**. Creating a new location preserves your network settings—you don't want to play with IP settings and then find out that you can't access the Internet anymore. If you encounter a problem, you can easily switch back to the previous network settings.



Make sure the ports you need are available by selecting Active Network Ports from the Show drop-down menu **C**. If you use DSL or cable for Internet access, make sure Built-in



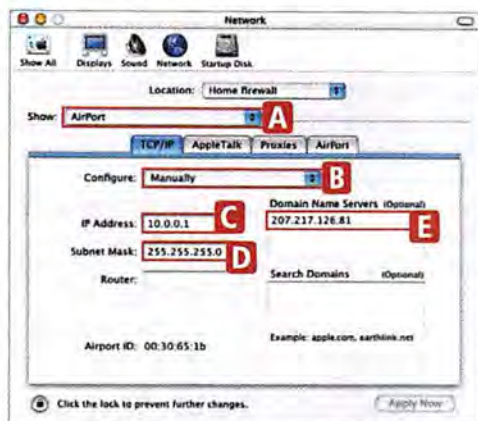
Ethernet and AirPort are selected **D**. If you use a dial-up modem, select Internal Modem and AirPort. Then enter the Internet connection information provided by your ISP.

2

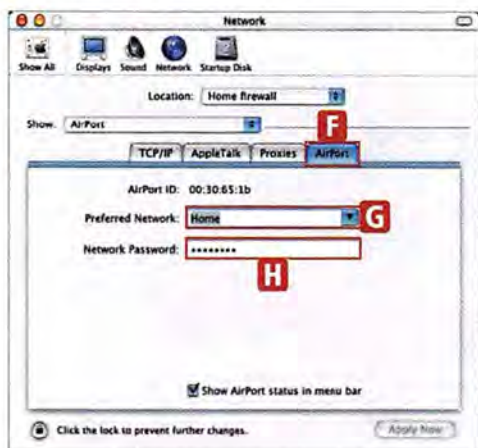
Set Up the Base Station

Now that you've set up your base-station computer to access the Internet, it's time to address the needs of the AirPort network. In this method, your Internet connection will be shared across a computer-to-computer network—a slightly different setup from what you'd get using Apple software. Also, your client computer will show a computer-to-computer network icon rather than AirPort signal strength in the menu bar. (If you don't see the AirPort icon in the menu bar, you

can turn it on by selecting the Show AirPort Status In Menu Bar option under the AirPort tab of the Network panel.) In this step, we'll lay the groundwork for this local AirPort network.



work include 10.0.0.1 and 192.168.1.1. In this example, we chose 10.0.0.1 as the IP address C. This address will become the router address for all other computers on the AirPort network. Set Subnet Mask to 255.255.255.0 D. You can set Domain Name Servers if you have your ISP's DNS address



Choose AirPort from the Show drop-down menu A. Under the TCP/IP tab, choose Manually from the Configure drop-down menu B. For the IP Address field, pick an IP set that works for local networks. Number sequences that work include 10.0.0.1 and 192.168.1.1. In this example, we chose 10.0.0.1 as the IP address C. This address will become the router address for all other computers on the AirPort network. Set Subnet Mask to 255.255.255.0 D. You can set Domain Name Servers if you have your ISP's DNS address handy E; it's optional on the base-station computer.

Now click on the AirPort tab F next to the Proxies tab and create your preferred AirPort network. Name the network (in this case, "Home") G and type a password H.

3 Create the AirPort Network

In this step, you'll create the AirPort computer-to-computer network. Since this network is terminated when you power off the base-station computer, you need to repeat this step each time you want to start Software Base Station. And with this method, you can also swap files between computers, just as you can in OS X 10.2.



Turn on the AirPort network if it isn't on already. Choose Create Network from the AirPort drop-down menu. Enter the

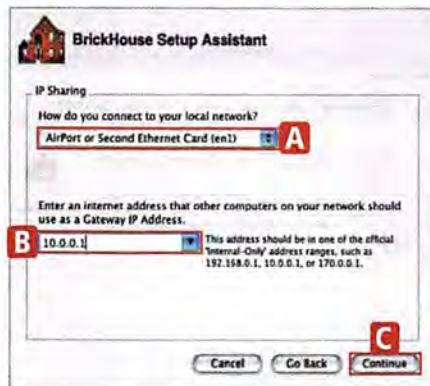
same name and password information you used in the Preferred Network fields (in step 2) A.

4 Set Up BrickHouse

BrickHouse is actually an interface that manipulates OS X's built-in firewall. It also handles the IP sharing necessary to create your Software Base Station—allowing all network users to share a single Internet connection by sharing a valid IP address with the base.

Launch BrickHouse on your base-station computer—the first time you run BrickHouse, a setup assistant will open automatically to guide you through configuration. The assistant will prompt you for your OS X password before you can make changes (you need to be logged in as an administrator).

The first screen lets you configure the Internet settings—set these according to the way you access the Internet. The next two screens deal with firewall settings. Use the default settings for now—you can always make changes later if you need to open up or block certain ports. On the fourth page of the BrickHouse Setup Assistant, click on all three settings:



Apply Configuration, Install Startup Script, and Setup IP Sharing.

After clicking on Setup IP Sharing, choose AirPort or Second Ethernet Card (en1) for the local network connection A and set the gateway IP address to the one you set in step 2: (in our example, 10.0.0.1 B). Click

on Continue C, and in the next screen, click on Done.

On the last page of the setup assistant, choose Enable Gateway At Startup D. This way, your settings will take effect immediately when you start your base-station computer.

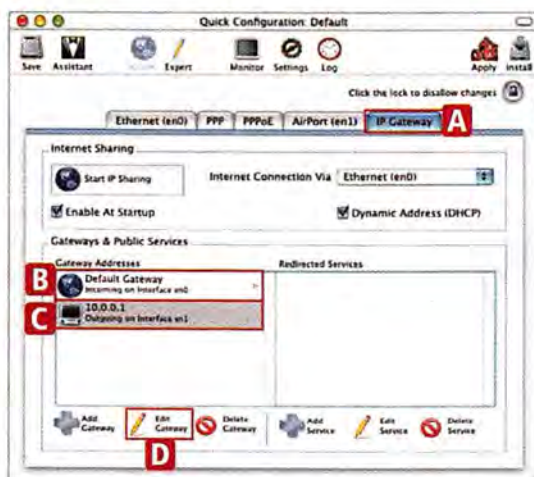


Click on Done E. (Modem users who frequently jump on and off the Internet may not want to use this option—because a different IP address is assigned by your ISP each time you log on, you're better off starting up IP sharing only when you need it.)

5 Start IP Sharing

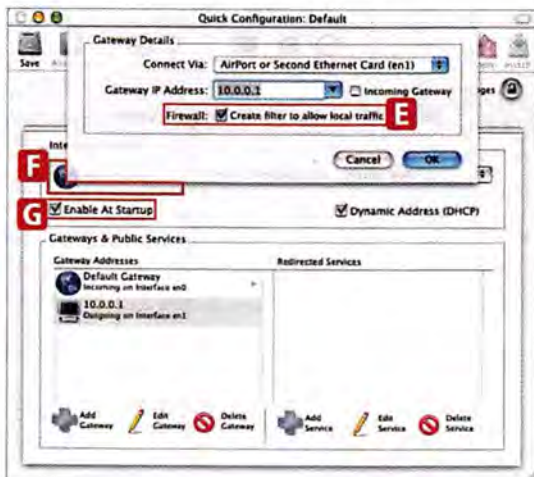
IP sharing is what Software Base Station is all about. All that's left to do is finalize a few settings in BrickHouse; then the base-station computer will be ready.

Select the IP Gateway tab in BrickHouse **A**. You should see two objects in the Gateway Addresses column: Default Gateway, which defines how you are connecting to the Internet **B**, and the outgoing gateway (10.0.0.1), which should point to Interface en1 (this stands for AirPort) **C**. Select the outgoing computer's icon and then select Edit Gateway **D**.



In the Gateway Details window, select Create Filter To Allow Local Traffic **E** next to Firewall; then click on OK.

Finally, select Start IP Sharing **F**. The Enable At Startup option should be selected below it **G**. The base station is up and running now. (If you're a modem user, you should verify that you're still connected to the Internet.)



6 Set Up the Client Computer(s)

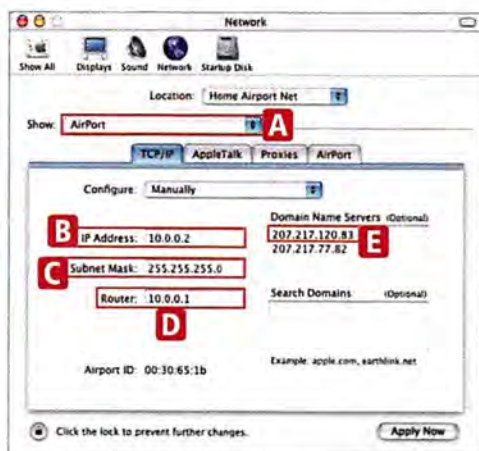
Now you need to configure your client(s). Since the IP sharing is coming through a computer-to-computer network, you should set up your receiving Macs accordingly, with both TCP/IP and AirPort settings for each client.

Open the client computer's Network preferences. As in step 1, create a new location and name it descriptively (here, "Home Airport Net"). You don't need to make Ethernet or the modem active in this configuration.

Choose AirPort from the Show drop-down menu **A**. Under the TCP/IP tab, set the Configure menu to Manually. If your base-station computer has an address of 10.0.0.1, then your satellite can have an IP address of 10.0.0.X, where X is a number from 2 to 254. We chose 10.0.0.2 in the example **B**. If you had a third computer on the network, it would be 10.0.0.3. Set Subnet Mask to 255.255.255.0 **C**.

The router is your base-station computer, so the Router number should match that system's IP address, 10.0.0.1 **D**. Enter the DNS address in the Domain Name Servers field **E**. (If you don't know the DNS address, you can find it by using the Network Utility app found in your Utilities folder on your base-station computer.)

Now choose the AirPort tab. Type the name and password for your preferred network. Click on Apply Now and make sure the AirPort software is on, and you're done.



Win an Apple iPod!
Details below



Influence.

Be part of Macworld's Reader Panel and make a difference! Participate in online surveys and your answers will help influence subjects ranging from the most important issues facing the Mac platform to our own editorial content. Plus, get a chance to win cash and other prizes. Complete the first survey now and you'll be entered to win a 10GB Apple iPod!

Participation is open to all readers* of any technical level and requires only a small amount of time. To join or find out more, please visit www.rsch.com/macsurvey/

The fine print NO PURCHASE NECESSARY TO ENTER OR WIN. Void where prohibited by law. Drawing is open to all Macworld readers* who complete the survey. We must hear from you by November 12, 2002 to be included in the drawing. Winner will be notified by e-mail approximately two weeks after survey close, on or about November 26, 2002. For Official Rules, see page 100 in this issue or online at www.rsch.com/macsurvey/rules.htm. All information provided will be kept completely confidential and used only in combination with other respondents. Personal information will not be sold, shared, or used in any way outside the scope of this research. See www.rsch.com/macsurvey/privacy.htm for a full privacy statement.

*excluding current panel members

Macworld
THE MAC PRODUCT EXPERTS

Fine Type in InDesign

If Adobe InDesign unseats rival QuarkXPress in the page-layout arena, the most crushing blow will be InDesign's type features. From its composition engine to its support for OpenType, InDesign can do things with type that no other page-layout application can. These tips for setting type beautifully in InDesign 2.0 will help you take advantage of InDesign's features.

The Composition Engine

One of InDesign's great strengths is its composition engine, which optimizes the position of text on each line after considering an entire paragraph's word spacing, letterspacing, glyph scaling, and hyphenation characteristics.

Of course, you don't have to accept InDesign's default composition if you don't like how it sets type or if you need to copyfit text within specific parameters. To control the appearance of type, select the H&J Violations option in the Composition Preferences dialog box (Edit: Preferences: Composition in OS 9, and InDesign: Preferences: Composition in OS X). This instructs InDesign to highlight poorly

spaced lines. The more severe the problem, the brighter the shade of yellow highlighting (see "Cautionary Yellow").

You can begin to optimize type composition by moving the hyphenation slider, which is located in the Hyphenation dialog box (choose Hyphenation from the Paragraph palette's pop-up menu). You drag this slider back and forth to choose either better spacing or fewer hyphens (on ragged or

justified text). Keep an eye on the Preview box to see the results of your selections.

Like the composition engine, the hyphenation slider works at the paragraph level; to apply a setting consistently throughout a document, you can save it as part of a paragraph style. Use the slider in conjunction with discretionary hyphens and non-breaking spaces, as well as kerning and tracking adjustments, to make those yellow flags disappear.

Optical Margin Alignment

InDesign's optical margin alignment is an improvement on a feature that some other page-layout applications call *hanging punctuation*. Optical margin alignment studies characters at the beginning and end of all lines in a column and subtly adjusts the characters' positions. It might extend the edges of a serif character or a punctuation mark, such as an em dash, beyond the margin; it might move some characters further inside the column. The result is a more visually balanced column edge.

You can turn on optical margin alignment in the Story palette (Type: Story). For the best results, specify the point size of your body text in the Story palette's Base Size field; the alignment algorithm uses this value to determine where to place characters and punctuation.

Optical margin alignment has one drawback: it applies to an entire story. If you want the effect on only selected paragraphs, such as pull quotes, turn off optical alignment and then apply left and right indents to every paragraph you *don't* want to appear optically aligned. The paragraphs you haven't indented, such as the pull quotes, will appear to hang outside the margin.

Using Styles

InDesign offers two types of styles: paragraph and character. Both streamline the tedious task of formatting text, but figuring out how to use them synergistically can be a real challenge. For example, you can specify the parameters of drop caps as part of a paragraph style, but they must be in the same typeface as the rest of the paragraph's text. To style your drop caps in a different typeface, you need to create a character style for them.

Open the Paragraph Styles palette and choose New Style from the pop-up menu. In the New Paragraph Style dialog box, enter all the information for the style, including the typeface. Then click on the Drop Caps And Composer panel. Specify the num-




ILLUSTRATION BY MARK DANIELSON

ber of lines you want the drop cap to fill and the number of characters it will contain. When you're finished, click on OK.

Apply the style to an appropriate paragraph; then select the drop cap and create a character style for it by clicking on the Character Styles palette and selecting New Style from the pop-up menu. In the Basic and Advanced Character Formats panels, specify a different typeface and enter the other parameters—style, kerning, tracking, and so on. When you're done, click on OK. From here on out, apply the paragraph style first, and then select and apply the character style to the drop cap.

Avoiding Format Conflicts

When you start tinkering with type formatting and styles, be they character or paragraph styles, or even when you simply apply local formatting to previously styled text, things can get messy. Say, for example, you apply a paragraph style to some text and then locally change one of its words to an italic font. If you then change the paragraph style, you may run into trouble: for example, you might change to a typeface that doesn't have an italic style. InDesign flags missing fonts by highlighting the text in pink.

One way to avoid conflicting formatting, unwanted surprises, and the dreaded pink text box is to make sure to apply "clean" paragraph styles—that is, erase local formatting and character styles when you apply a paragraph style by pressing the option key when you click on the style name; similarly, press the option key when you click on No Paragraph Style to visually remove an applied style from selected text. (If you don't press the option key, you simply break the link between the text and the style; you don't remove the formatting.) Then use character styles to consistently and easily control local formatting of selected text.

Wrapping Text around Objects

InDesign provides a number of ways to wrap text around objects. One of the more common is to wrap around an imported object's clipping path by choosing Wrap Around Object Shape in the Text Wrap palette. But when you use inline frames to wrap text around a graphic—so that the graphic will be anchored to a particular paragraph and will travel with it—the Text Wrap palette options aren't available. The way to wrap text around an inline frame or graphic is to tell InDesign to treat the inline graphic as a drop cap.

Position the cursor at the beginning of the paragraph where you want to place the inline graphic, and choose File: Place. InDesign will position the graphic so that the text follows it, leaving an ugly white gap to the graphic's right. To wrap the text, go to the Paragraph palette and specify enough lines in the Drop Cap field to accommodate the graphic; make sure that the drop cap contains only one char-

"Gerda kissed his cheeks, and they grew quite blooming; she kissed his eyes, and they shone like her own; she kissed his hands and feet, and he was again well and merry. The Snow Queen might come back as soon as she liked; there stood his discharge written in resplendent masses of ice."

—from *The Snow Queen*, by Hans Christian Andersen

"Gerda kissed his cheeks, and they grew quite blooming; she kissed his eyes, and they shone like her own; she kissed his hands and feet, and he was again well and merry. The Snow Queen might come back as soon as she liked; there stood his discharge written in resplendent masses of ice."

—from *The Snow Queen*, by Hans Christian Andersen

acter. Use the Direct Selection tool to finesse the inline graphic's vertical position, and then select the graphic with the Text tool and adjust its tracking in the Character palette to offset the wrapped text slightly from the inline frame.

Selecting Special Characters

Regardless of a font's format, you can select commonly used special characters, such as bullets and em spaces, from the Type: Insert Special Character submenu, saving you the trouble of using Key Caps. But InDesign's unique Glyphs palette is an even better tool for sorting through and selecting from the vast array of special characters available in some OpenType fonts—including typographically correct fractions, old-style figures, ligatures, ornaments, and swash characters.

Open the Glyphs palette (Type: Insert Glyphs). By default, this palette provides a scrolling display of all alternative characters for that typeface. To narrow the options, select a category such as Case-Sensitive Forms from the Show pop-up menu, or highlight a particular character in your text and choose Alternates For Selection. To see alternate glyphs for another typeface, choose it from the pop-up list at the bottom of the palette. Double-click on a glyph to place it in your story at the cursor's position.

Hold the mouse over any special character for a moment, and InDesign displays its Unicode value. When you're exporting tagged pages, it can be helpful to know the Unicode values of extended characters you use frequently.

Flexibility Is the Key

We've seen only the tip of the iceberg in this feature, but InDesign's many type features add up to one thing: beautiful text. Part of the reason for this is the program's flexibility. If the paragraph composer doesn't provide the results you need, use the single-line composer instead. Don't like optical margin alignment? Turn it off. At every step in the process, accurate on-screen previews will aid you in your decisions—and you can adjust even these in Preferences. □

Cautionary Yellow

InDesign alerts you to poorly spaced text by highlighting it in yellow. The text on the left uses the single-line composer and no optical margin alignment. The text on the right, with optical margin alignment, has better spacing.

ANITA DENNIS is the author of *Real World PDF with Adobe Acrobat 5.0* (Adobe/Peachpit Press, 2002) and is a regular contributor to Creativepro.com (www.creativepro.com).

Inside File Extensions

What's in a name? For years, we've taken file names for granted. Double-click on a file, and the correct application typically opens—no matter the file's name. It's a different story in Mac OS X. The application that opens when you double-click can depend on a document's extension—the suffix added to the file name. The wrong extension can make your document behave in strange and unexpected ways.

Extension Hide-and-Seek

The first trick to understanding OS X's extensions is *finding* them. OS X's simple word processor, TextEdit, is a model for how Apple would like all applications to handle extensions. When you save a new document in TextEdit, the program adds an extension to the file's name. But the extension may not be visible. For example, if you name a file "sample" and then check out the document's icon in the Finder, it will probably just say "sample," with no extension in sight.

But take a closer look. Click on the icon and press ⌘-I to open its Info window. From the pop-up menu, select Name & Extension. The text box that appears reveals the file's true name: sample.rtf (see "Invisible Extensions"). RTF is an abbreviation for *rich text format*, the default document type for TextEdit. The extension isn't displayed in the Finder because the Info window's Hide Extension option is enabled. Deselect the option, and the extension appears.

Why does Apple play this game of hide-and-seek? First, the company figured that most longtime Mac users would prefer not to see file extensions. Second, it's harder to unintentionally modify a hidden extension, and doing that can cause trouble, as we'll discuss. But sometimes it's useful to know what a file's extension is. Together with a file's icon, it can help identify what type of file you have (a JPEG versus a TIFF graphic, for example). Seeing the extension is also helpful when you want to change it.

You don't have to go to the Info window every time you want to make an extension visible. There

are a couple of ways to do so when you save a file: Click on the disclosure triangle in the Save dialog box; in many applications, this reveals a Hide Extension check box. You can also type the extension yourself when you name the file. OS X turns off the Hide Extension option when you do this.

If you prefer to always have extensions visible (perhaps because you'll be editing file names and want to be certain what the true names are), go to the Finder's Preferences window and enable the Always Show File Extensions option.

Changing a Document's Extension

Why would you want to change a document's extension? If you do, you can make the document open in a different application—that is, as long as the file doesn't have a creator code (see "Where'd the Type and Creator Go?").

For example, suppose you have a plain text (.txt) document that contains HTML code, and you want it to launch in Internet Explorer. Unless the file's extension is .html (or something similar, such as .html), the file won't open in Explorer after a double-click. To remedy this, you could simply change the file's extension to .html; doing so changes the file's icon as well as its name.

But beware: changing an extension may prevent a file from opening at all. For example, if you change *sample.rtf* to *sample.cwk*, AppleWorks will launch when you double-click on that file. Since the file isn't really an AppleWorks document, the program will claim the file is damaged and refuse to open it. Similarly, changing the extension of a TIFF file




ILLUSTRATION BY CHRISTOPH NIEMANN



If you're boggled by an extension name, go to www.webopedia.com/quick_ref/fileextensionsfull.asp for a comprehensive list of extensions, from .au to .zip, and the applications they're associated with.

WHERE'D THE TYPE AND CREATOR GO?

(.tif) to .jpg does not really change the file itself into a JPEG graphic.

In some cases, the operating system or application software will prevent you from making bad extension changes. For example, in TextEdit's Save dialog box, if you try to replace the .rtf extension with an extension TextEdit doesn't use, such as .cwk (AppleWorks' extension), TextEdit won't allow it. Instead, it forces you to keep just .rtf or to add the second extension before .rtf (for example, sample.cwk.rtf), which makes the .cwk part meaningless.

But where TextEdit prohibits these changes, the Finder lets you do what you want. You should make extension changes in the Name & Extension pane of the file's Info window. Doing so in a Finder window may only hide the extension from view. (Here's one TextEdit shortcut: Select Make Plain Text from the Format menu to convert a rich text file to a plain text [.txt] file. TextEdit changes the extension for you.)

When Things Get Tricky If you paste a graphic into a TextEdit document, TextEdit will change the document's extension to .rtfd when you save the file. Avoid the temptation to change the extension name back to what it was before.

An RTFD file is not a file at all. It's an OS X package (also referred to as a "bundle"). Packages behave like files but are really folders in disguise. To view the contents of any package, control-click on its icon to access a contextual menu and then select Show Package Contents. Use this command to peek inside an RTFD file, and you'll see an RTF document (which contains the file's text) and an additional file for each pasted graphic.

If you change the extension of an RTFD file to anything other than .rtfd, the item will reveal its true colors and appear as an ordinary folder in the Finder—it also won't open correctly.

Many OS X applications are also packages, identified as such via the .app file-name extension. However, OS X does not reveal this .app extension in Finder windows, even if you've enabled the Always Show File Extensions option in the Finder's preferences. But that doesn't mean you have to stay in the dark. You can see the full name via the file's Info window Name & Extension listing. To see this in action, check out any of the applications installed by OS X in the Applications folder.

New Openings

What if, despite all these extension manipulations, your document doesn't open in the desired application? OS X provides a backup plan. Go to the file's Show Info window and select Open With Application from the pop-up menu.

Once you do so, you'll see the icon of the default application that launches when you double-click on the document. To select a different default, click

Mac OS 9 links documents and applications by using Type and Creator, a pair of four character codes embedded in each file. The Type code identifies, for example, whether a graphic is in JPEG or GIF format. The Creator indicates the default application (say, Adobe Photoshop or Macromedia Fireworks) your Mac will use to open the document.

Believe it or not, Mac OS X uses these codes too. In fact, if a file-name extension and a Creator code both are present, OS X gives the Creator code priority. That's why most documents created in OS 9, as well as many documents created by OS X applications that observe the Type and Creator standard, are immune to changes in the file-name extension.

This means that if a file isn't responding to your extension change, it may include a stubborn Creator code. You can remove it by using a utility such as Rainer Brockerhoff's XRay (\$10; www.brockerhoff.net/xray/) or Gideon Softworks' FileXaminer (\$10; www.gideonsoftworks.com). Conversely, you can use these utilities to add Creator codes to documents that have none.

You may be asking yourself: "Why did Apple switch to these file-name extensions? Type and Creator codes work just fine!" Apple says the change was important to facilitate transferring files to PCs (which use extensions but can't use Type and Creator codes). (See "Make Peace with PCs," *Secrets*, September 2002, for details.) Whether or not you agree with Apple's rationale, file-name extensions are here to stay. It pays to learn how they work.

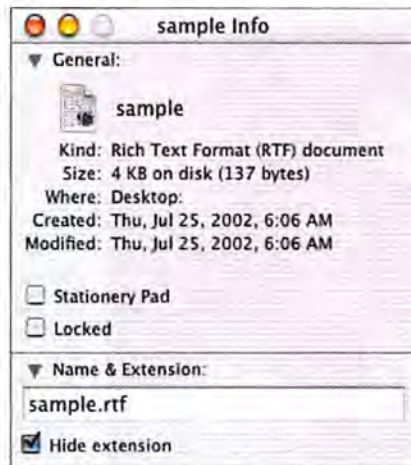
and hold the triangle in the corner of the icon. Make your application selection from the list that appears. (Select Other if the application you want isn't listed.)

After you select a new application, the Change All option at the bottom of the window is enabled.

If you click on it, the selected application becomes the new default—that is, all documents of the same type as the current document will now open with the new application. Do this to avoid making repeated trips to the Show Info window. For example, if you'd prefer PDF documents open in Acrobat Reader instead of Preview, make the change here. Do the same if you'd rather your GIF files open in Macromedia FreeHand instead of Adobe Photoshop. None of these changes affect your ability to open a document from an application's Open command—or to open a document by dragging it onto the application's Finder icon. The changes affect only what happens when you double-click on a document.

Taking Control

It's true that how files behave when you double-click on them can be more confusing in OS X than in OS 9. But with some knowledge of how extensions work, you can have control of the way OS X makes these decisions, rather than the other way around. □



Invisible Extensions

If a document's extension (in this case, .rtf) isn't visible in the Finder, find it by looking in the Info window.

Contributing Editor TED LANDAU explores file-name extensions and numerous other mysteries of OS X in his new book *Mac OS X Disaster Relief* (Peachpit Press, 2002). Check out his Web site at www.macfixit.com.

Parts Is Parts

Like a London broil hauled before a passel of peckish pumas, Mac OS X has recently received the lion's share of Mac users' attention. But one must occasionally put aside permissions and preemptive multitasking, to ponder parts and ports. This month's *Mac 911* looks at hardware—from salvaging an old Mac's components, to adding a second internal media drive, to finding a cost-effective alternative to expensive ink-jet cartridges.

Salvage Job

I have an older Power Mac that I recently replaced with a Power Mac G4. What parts can I move from the old Mac to the new one?

Paul French, *Macworld.com forums*

Unless your "old" Power Mac is of fairly recent vintage, moving RAM from old Mac to new isn't an option. Power Mac models beginning with the Power Mac G4 (Digital Audio) use PC133 RAM (RAM

designed for a 133MHz system bus) and won't function properly with the PC100 RAM found in earlier Power Mac models, starting with the original G3 (though you can use PC133 RAM in Macs designed to use PC100 RAM).

If the old Mac has an IDE drive, you can move that drive to one of the free drive slots in your Power Mac. (Just be sure to change the drive's jumper settings from master to

slave if the old drive will serve as a second drive rather than a replacement for the new Mac's original drive.) If you've already filled your Mac's IDE bus (which accommodates two IDE devices), you can place that IDE drive in a FireWire enclosure and use it as an external FireWire drive.

If you've added any PCI adapter cards to your old Mac—a SCSI adapter card or a PCI audio card, for example—you may be able to move them to your new Mac. Before doing so, however, check their OS X compatibility. A number of SCSI cards require updated drivers to perform reliably in OS X. (If the

SCSI card does work, you can also salvage SCSI drives from your old Mac.) Other PCI cards, such as Creative Labs' SoundBlaster Live for Macintosh, may never work with OS X.

And don't forget external peripherals such as your monitor and your old ADB keyboard and mouse, which will work with your new Mac—with the help of Griffin Technology's (615/399-7000, www.griffintechology.com) \$39 iMate USB-to-ADB adapter. Current Power Mac G4s support two monitors—one using Apple's ADC and the other bearing a standard VGA connection.

Massive Modification

I have the SuperDrive in the upper bay of my Power Mac G4 and would like to install a faster CD-RW drive in the bay normally reserved for Zip drives. Is this possible?

Frank Jewell, *Macworld.com forums*

Before I explain what's involved in such an undertaking, may I direct your attention to the FireWire ports on the back of your Mac? One of these ports, when used in conjunction with an external CD-RW drive, will provide you with all the disc-burning goodness you desire. A fast FireWire CD-RW drive costs around \$200 and offers the advantages of convenience and compatibility.

I invoke these particular qualities for good reason. To place a 5.25-inch drive in the spot reserved for a 3.25-inch Zip drive, you must take hacksaw in hand and severely modify your Mac's case—a process that will certainly void your warranty and, if you're not careful, destroy the look (if not the functionality) of your Mac.

Then there's the compatibility issue. Don't expect just any old IDE CD-RW drive to work with your Mac. Not all drives are compatible. If you persist in your plans to place such a drive inside your computer, make sure it works *before* you start hacking away at the Mac's case. You can do this by opening



the Mac's case (with the power off, please), detaching the power and data cables from the media drive currently in your Mac, attaching them to the new drive (which you've placed on the floor next to the Mac), firing up your systems, and seeing if you can read and write to media inserted in the drive.

If you still want to try this project, learn more from Quinn MacDonald, who's performed this kind of surgery on a Power Mac G4 (Quicksilver). You'll find the mighty Quinn's instructions at www.quinnmacdonald.com/pages/g4_mod.html.

Alternative Audio Jack

The headphone jack on my iMac has died. I hate to take my system into the shop for such a little thing. Is there some other way I can continue to use headphones with my computer?

Dan Burnett, Rochester, New York

With the help of a USB audio adapter such as Griffin Technology's \$35 iMic, you can get sound into and out of your iMac. The iMic has an input jack you can switch between line level and mike level, as well as an output jack you can use with headphones or a set of powered computer speakers.

To use the iMic with OS X, plug it into a free USB port on your iMac or a powered USB hub (rather than the USB port on the keyboard), open the Sound system preference, click on the Output tab, and select the iMic USB from the list of available audio-output devices. In OS 9, open the Sound control panel, click on the Output tab, and select USB Audio from the list of available devices.

Battery Swap

How do you replace the internal battery of a slot-loading iMac DV?

"iMac Daddy," Macworld.com/forums

If you flip your iMac onto its face (on a soft surface and with the power off), remove the door that covers the RAM and AirPort slots, and tilt the iMac up, you'll spy the battery on the upper left area of the motherboard. Regrettably, you can't get at it (nor should you try to with implements such as long pliers or chopsticks). To remove the battery, you must first take off the iMac's bottom plastic case and internal metal shield. Thankfully, performing these chores is not difficult.

First, unplug all cables except the power cord. Open the door that covers the slots and remove

the AirPort card (if it's present). Then pry off the plastic cover, located just above the RAM slot, that covers the VGA port; touch the metal shield beneath this cover to discharge any static electricity you might be harboring. Unplug the power cord.

Remove the two Phillips screws on the side of the VGA port (those farthest away from the port—they hold the plastic cover in place) and the two screws next to the iMac's kickstand. Starting at the top, pull the cover off. You'll hear a snap when the cover finally comes loose from the bottom of the iMac—this is normal.

Six screws secure the inner shield—two at the top, two at the bottom close to either side of the iMac, and two at the bottom of the shield. Remove these screws and pull the shield away.

With the shield gone, the 3.6V LiIon battery is exposed. Remove the battery and take it to a well-stocked electronics or camera shop for replacement. For more details on how to crack open an iMac, see "Upgrade an iMac" (www.macworld.com/2001/10/howto/imac.html).

Unending Ink

I love my old Epson Stylus Photo 1200 printer (even though Epson has failed to create OS X drivers for it), but my local retailer doesn't carry the ink cartridges for it. Is there an alternative to purchasing these cartridges from Epson?

Kevin Cook, Cincinnati, Ohio

You, my friend (and, I suspect, many other ink-jet-printer owners), may be a prime candidate for a Continuous Inking System (CIS). This apparatus places dummy ink cartridges inside a printer and then feeds them, via a series of tubes, from ink-filled bottles stationed at the side of the printer. The printer believes it's carrying a regulation ink cartridge and goes about its job.

Advantages? Price, mainly—the initial investment of \$120 to \$200 for the equipment and ink may seem steep, but consider that Epson charges around \$50 for the two ink cartridges (one with colored inks and one with black ink) for your printer. The 4-ounce bottles of ink that come with many of these systems are equivalent to 12 ink cartridges.

Disadvantages? I'd paint too rosy a picture if I suggested that installing and maintaining a CIS >>



A Sound Solution

The Griffin Technology iMic features audio input and output for USB-equipped Macs.



TIP OF THE MONTH

In the June 2002 *Mac 911* column, you discussed ways to kill pop-up windows. I have another solution: Fight JavaScript with JavaScript!

In Internet Explorer, I created a new favorite in my Toolbar Favorites folder, named it Disable Respawn, and entered this JavaScript in the address field:

```
javascript:void(window.onunload
```

```
=null);for(i=0;i<frames.length;i++)
```

```
void(frames[i].onunload=null)
```

When I come across a site that creates a new pop-up window after I try to close one, I click on this favorite, which puts an end to any subsequent pop-up or pop-under windows generated by another pop-up.

Richard Samul, Macworld.com/forums

UNSOLICITED ADVICE

Every so often, a reader asks me about multisession CD-R discs—CDs you can write to several times (but not erase).

To begin with, Apple Disc Burner can't create multisession discs. Rather, it produces discs formatted in the hybrid HFS+/ISO 9660 format that both Macs and PCs can read, in the ISO 9660 format (used for writing MP3 files to disc), and in the Red Book audio-CD format. Disc Burner can write to these discs once and once only.

With the help of James Sentman's \$17 CD Session Burner (www.sentman.com/burner), a Mac running OS X 10.1.4 or later, and a Disc Burner-compatible CD burner, you can create multisession CDs

in HFS+ format. Each session will appear as a separate volume on your Mac's desktop. PCs can't read discs produced by CD Session Burner.

Roxio's \$90 Toast Titanium (408/367-3100, www.roxio.com) can create a variety of multisession discs, including those in HFS+, HFS+/ISO 9660, and ISO 9660. On a Mac, sessions on discs formatted as HFS+ or HFS+/ISO 9660 appear as separate volumes. A multisession disc formatted as ISO 9660 appears as a single volume containing folders that represent each session. Both HFS+/ISO 9660 and ISO 9660 multisession discs appear as a single volume on a PC.

is as simple as flinging a new ink cartridge into your printer. The setup time isn't terrible—the companies that sell these systems say they take around 30 minutes to install. However, the troubleshooting and maintenance material posted on the Web indicates that maintaining them can be a bother. It's no small matter to put things right should you accidentally introduce air into one of these systems—something that can happen if an inkwell runs dry or if you leave your printer idle for too many days.

Companies selling CISs include MIS Associates (800/445-8296, www.inksupply.com) and Worldwide Imaging Supplies (800/559-3465, www.weink.com). These outfits offer CIS equipment for a variety of printers, including those whose ink cartridges make it more difficult to use nonstandard printer cartridges.

Tray Tricks

When I start up my Power Mac G4, the CD tray opens automatically. Why is this?

Mike Nettleton, Portland, Oregon

Be assured that this action is in no way an editorial comment: your Mac isn't sticking out its tongue at you. Rather, any number of things may be compelling it to eject its drawer. Among those causes are firmware that needs updating, a jammed eject button on the media drive, third-party keyboards, and a misbehaving USB device.

To fix the firmware, launch Apple's Software Update and seek a firmware update for your Mac. If one's available, install it.

To discover whether your eject button is awry, peel back the bezel that covers the media drive and check

the button on the face of the drive. If it appears to be stuck in the pushed-in position, jiggle it in an attempt to make it pop out. Should you find tape covering this button, remove the tape.

To find out whether the keyboard is the culprit, switch off the Mac, unplug the keyboard, and restart your Mac. If the tray stays in place, you might consider using your Mac's original keyboard or finding a different keyboard that doesn't cause this problem. (Apple keyboards with faulty eject buttons can also cause this problem.)

If none of the above works, unplug any USB devices attached to your Mac (except for the keyboard and mouse) and restart. If the drawer stays in place, plug in one USB device and restart. Continue this plug-and-restart business for each USB device attached to your Mac. If the problem recurs, remove all USB devices except the one you plugged in last, and restart. If the tray again shoots out, check the Web for updated drivers for the problem USB device.

Additional AirPort Access

I have a PowerBook G3 (Wall Street) that I'd like to use with AirPort. I've heard there are third-party PC cards that let you join a wireless network. Do they really work?

Paul Suszynski, Savannah, Georgia

In OS 9, yes. In OS X, for the most part, yes.

For the past couple of years, I've used an Orinoco PC Card Silver (now sold by Agere, 866/674-6626, www.orinocowireless.com) with my Wall Street PowerBook in OS 9, and it works beautifully. The AirPort software recognizes it just as if it were a bona fide AirPort card. Just shove the card into the PowerBook's PC card slot, open the AppleTalk and TCP/IP control panels, select AirPort PC Card as your connection method, and join an AirPort network as you normally would.

Although Agere hasn't released OS X drivers for the Orinoco cards, there's an open-source driver at <http://wirelessdriver.sourceforge.net>. But it's not perfect. After upgrading my PowerBook to OS X 10.1.5, I've found it difficult to use the Orinoco card to log on to my AirPort network if WEP encryption is enabled. Users visiting SourceForge.net's forums indicate that this isn't an isolated problem. My hope is that by the time you read this, the driver will be updated to work better with the most recent version of OS X. This driver also works with PC wireless cards from Proxim (which has purchased Farallon and its SkyLine cards) and D-Link. □

Contributing Editor CHRISTOPHER BREEN does his part to enlighten current and potential iPod owners in *Secrets of the iPod* (Peachpit Press, 2002).



Share tips and discuss Mac problems with other Mac users in the Mac 911 forum (www.macworld.com/subject/mac911). Also send tips by e-mail to mac911@macworld.com. We pay \$50 for tips selected for publication in *Macworld*. All published submissions become the sole property of *Macworld*. Shareware and free-ware mentioned in *Mac 911* are available at www.versiontracker.com.

ADVERTISERS AND PRODUCT INDEX

Interact with the companies whose products and services are advertised in **Macworld**

ADVERTISER	INTERACT	PAGE NO.
Alsoft	800-257-6381	40-41
American Power Conversion	888-289-APCC	17
Apple Computer	-	CV2-1
Aspyr Media	aspyr.com	46,48,49,50,51
Brother International Corp.	brother.com	45
Canon USA	usa.canon.com	10
CDW	800-509-4239	94-95
Club Mac	800-217-9153	96-97
Corel Corporation	corel.com/resellers	2-3
Epson America, Inc.	800-GO-EPSON	4-5
IDG Expo	macworldexpo.com	58-59
J&R Computer World	800-221-8180	99
Kensington	kensington.com	CV4
MacHardware	speakergrille.com	38
MacMall	800-222-2808	88-91
Memorex	memorex.com	CV3
MacWarehouse	800-355-5841	12-13
MacZones	maczone.com	92-93
MegaHaus	800-786-1184	98
MicroMat	800-829-6227	25
NEC Mitsubishi	necmitsubishi.com/diamondpro	14-15
Sonnet Technologies	800-786-6260	27
Roxio	roxio.com	67
TDK	tdk.com	73
Thursby Software Systems	thursby.com	14
Xerox Network Printers	xerox.com/officeprinting	8-9

PAGE NO.	ADVERTISER	GET-INFO
H A R D W A R E		
COMPUTER SYSTEMS		
CV2-1	Apple Computer	-
MISCELLANEOUS		
17	American Power Conversion	73
CV4	Kensington	1
38	MacHardware	-
MONITORS/ GRAPHICS BOARDS		
14-15	NEC Mitsubishi	20
27	Sonnet Technologies	133
PRINTERS		
45	Brother International Corp.	119
4-5	Epson America, Inc.	-
8-9	Xerox Network Printers	101
SCANNERS & DIGITAL CAMERAS		
10	Canon USA	23
S O F T W A R E		
BUSINESS/PRODUCTIVITY		
14	Thursby Software Systems	124
ENTERTAINMENT		
46,48,49,50,51	Aspyr Media	91
GRAPHICS/DTP		
2-3	Corel Corporation	79
MULTIMEDIA		
67	Roxio	140
MUSIC		
73	TDK	123
UTILITIES		
40-41	Alsoft	141
CV3	Memorex	-
25	MicroMat	37
M A I L O R D E R		
94-95	CDW	2
96-97	Club Mac	-
99	J&R Computer World	57
88-91	MacMall	132
12-13	MacWarehouse	19
92-93	MacZones	72
98	MegaHaus	108
S E R V I C E S		
TRADESHOWS/CONFERENCES		
58-59	IDG Expo	-

MacMall—your digital

New 17" widescreen iMac!

Up to 17" LCD widescreen with an adjustable base!

The new iMac® is designed around a truly stunning 17" or 15" LCD flat screen display. And instead of your neck and back doing the adjusting, the new iMac allows you to effortlessly adjust its height or angle with the touch of your finger.

Inside lives the fastest iMac ever, with a powerful 800MHz

PowerPC G4 processor that blazes through your Mac OS X applications. The revolutionary SuperDrive is also available to let you burn your own DVDs and customized CDs!

- Up to 800MHz PPC™ with Velocity Engine™
- Up to 256MB of RAM
- Up to 80GB hard drive
- CD-RW drive, Combo drive (DVD-ROM plus CD-RW) or SuperDrive™ (DVD-R plus CD-RW)

Adjust the height, depth and angle of its display with the touch of a finger!

iMac G4
starting at

\$1,394! #967059

#967059	700MHz G4/CD-RW 15"	\$1,394
#967060	700MHz G4/Combo 15"	\$1,594
#967061	800MHz G4/SuperDrive 15"	\$1,894
#552067	800MHz G4/SuperDrive 17"	\$1,994

The NEW eMac!

Complete with 17" CRT!

The eMac™, Apple's most affordable PPC G4 based system, comes complete with a 17" flat CRT display and a space-saving, all-in-one design that fits right in your home.

Plus, the eMac includes award-winning digital lifestyle applications and Mac OS X, Apple's rock-solid operating system.

- 700MHz PowerPC G4
- 128MB SDRAM; exp. to 1GB
- 40GB Ultra ATA hard drive
- 24x10x32 CD-RW drive
- NVIDIA GeForce2 MX with 32MB of DDR SDRAM
- VGA video mirroring
- Two FireWire® ports
- Two USB ports on keyboard & three ports on computer
- Built-in 10/100BT > 56K
- Mac OS X version 10.1 and Mac OS 9.2 included



FREE!
256MB
RAM!

eMac only

\$1,094! #974274

Apple eMac Solutions

#974271	eMac Tilt & Swivel Stand	\$59
#965336	Apple VGA Display Adptr.	\$19
#951378	AppleCore Protection Plan	\$149

Go Wireless!

Apple AirPort® Card

only **\$99** #962119

#965277 AirPort Base Station \$294



MacMall—Your #1 Source for the Best Hardware and Software Deals!

GVP 120GB FireWire Hard Drive

only **\$249** #505565

New!

Sonica
Pro-quality audio upg. for surround sound

only **\$79.99** #542420

New!

Maya 4.5
New multi-processor support for rendering IPR!

only **\$1,999** #968426

New!

Boris FX 6.1
Premiere compositing & effects—now for OS X!

only **\$595** #551386

Radeon 9000 Pro **New!**
64MB DDR AGP Video Card

only **\$149** #552375

Nikon Coolpix 2000
2.0 Megapixel, 3X Optical Zoom

only **\$249** #537920

GL2 Mini DV Camcorder
3 CCD's, Fluorite lens

only **Call!** #537667

JBL Creature 3-Piece Speaker System

only **\$125** #552374

Adobe Photoshop Elements 2.0 **New!**

only **\$86.99** #548463

Epson Stylus Photo 960 **New!**
2880 X 1440 dpi

only **\$349.99** #546709

New!

Premiere® 6.5
upgrade only

\$145 #554358

discreet cleaner 6 **New!**

Streaming video & audio optimized for OS X!
only **\$467.99** #553161

*Promotional offers cannot be combined. Please check individual promotion details for ending date and other restrictions or call your Account Executive for more information. Prices, specifications and promotional offers are subject to change without notice. Limited to stock on hand. While we do our best to check errors, mistakes may occur—call to verify pricing. **FREE RAM OFFER**—Free RAM offer requires \$39.99 professional installation fee. Offer not valid on #972233 or #973554.

MacMall

MacMall EZ Payment Plan · Fastest overnight delivery!
We'll beat any price or competitive promotion on any Mac computer! Call for details

hub source!

Apple Titanium PowerBook G4!

Portable power with speeds up to 800MHz!

The stylish Apple Titanium PowerBook® G4 easily renders massive digital files and rapidly crunches digital video! It lets you edit your digital movies, watch DVDs and burn your own CDs anywhere with its elegant, slot-loading Combo (DVD-ROM/CD-RW) drive.

- 15.2" screen display with 1280 x 854 resolution
- Delivers digital video output to the optional DVI to ADC adapter (sold separately)

PowerBook G4
starting at

\$2,494!

#972264

PowerBook G4 Series

#972264 667MHz G4/Combo/DVI \$2,494*

#972233 800MHz G4/Combo/DVI \$3,194*

PowerBook G4 Accessories

#460108 Additional Apple Portable AC Power Adapter	\$79
#354862 Additional Battery	\$129
#972235 Apple DVI to ADC Display Adapter	\$149



Authorized Reseller

FREE!
256MB RAM!
(667MHz DV model only)



Combo drive:
Provides everything you need to watch DVD video and read and record CDs!

Speeds up to Dual 1GHz!

15 Gigaflips of power!

Boasts a performance of 15 billion floating point operations per second—or 15 Gigaflips!

- 1GHz dual G4 processor or up to 933MHz G4 processor
- 133MHz system bus
- Up to 512MB PC133 SDRAM
- Up to 80GB HD (7200RPM)

Power Mac G4
starting at

\$1,594!

#968041 800MHz G4/CD-RW \$1,594*

#974341 933MHz G4/SuperDrive \$2,294*

#968051 1GHz G4 DP/SuperDrive \$2,994*



Display sold separately.

FREE!
up to
512MB RAM!

NEW! 20GB Apple iPod!

The revolutionary Apple iPod MP3 player has been redesigned into a sleeker, more portable package that now holds up to 4,000 songs! The new 10GB & 20GB models now include a protective carrying case and a remote control! And it's now available for Windows computers—call for details.

New iPod™ 20GB
with Carrying Case only **\$494!** #551634

#551632 Apple iPod 10GB with Protective Carrying Case **New!** \$394

#551630 Apple iPod 5GB **New!** \$294

Price Drop! Now save up to \$150 on Apple iPod!

#970381 Apple iPod 10GB **was \$499 now \$349**

#964598 Apple iPod 5GB **was \$394 now \$294**



Now for PC's, too!

NEW! Mac OS X version 10.2!



Over 150 compelling new features!

Mac OS X Version 10.2 with FREE Spring Cleaning 4.0

Mac OS X Version 10.2, "Jaguar", gives you everything you need to live in the digital age!

Save up to \$65 on software!

only **\$119⁹⁵** #551926



Powerful Apple iBook G3!

Speeds up to 700MHz!

Turbocharged with up to a 700MHz G3 processor, the iBook® packs serious power into a slim, stunning design!



FREE!
128MB RAM!
(12.1" models only)

- Up to 700MHz PPC G3
- 512K on-chip Level 2 cache
- Up to 256MB PC100 SDRAM
- Up to 14.1" TFT XGA display
- DVD-ROM/CD-RW Combo Drive or 24X CD-ROM

iBook G3 starting at \$1,194!

#973550 600MHz/CD-ROM/12.1" \$1,194*

#973552 700MHz/Combo/12.1" \$1,494*

#973554 700MHz/Combo/14.1" \$1,794*

The NEW Xserve from Apple!

1U rack-mount server!

The Xserve rack-mount server offers phenomenal processing power, jaw-dropping storage capacity and remote management tools!

- Features up to two 1GHz G4 processors
- 1U rack-mount design
- 2MB of DDR Level 3 cache
- Up to 480GB storage

- Dual Gigabit Ethernet
- Mac OS X Server software with an unlimited license—a \$994 value!



Xserve 1U
starting at

\$2,994!

#973067

Xserve Series

#973067	Xserve with 1GHz, 256MB RAM, 60GB HD	\$2,994
#973069	Xserve with 1GHz Dual, 512MB RAM, 60GB HD	\$3,994
#973089	AppleCare Premium Service for Xserve	\$949



The Apple Xserve holds nearly half a terabyte of data per unit & more than 20 terabyte per 42 unit stack!

Xserve Expansion Options

#973092	256MB Memory Module	\$200
#973103	512MB Memory Module	\$400
#973086	60GB Drive Module	\$349
#973095	120GB Drive Module	\$499

For your best price call 1-800-217-9492 **macmall.com**

Priority Code: ZMWD2A3

MacMall—your source for

Powerful Final Cut Pro 3 Editing Systems!

Power Mac 933MHz SuperDrive Final Cut Pro 3 Editing System

A convenient package that features the turbocharged Power Macintosh system with 933MHz of processing speed as well as the most advanced and essential components of a powerful editing system.

- ▶ Power Mac® G4 933MHz
768MB RAM/60GB HD/SuperDrive
- ▶ Apple® 17" Studio Display
- ▶ Final Cut Pro™ 3
- ▶ Contour ShuttlePRO Multimedia Controller ▶ Matrox RTMac Video
- ▶ SmartSound Sonicfire Pro
- ▶ Sony 14" NTSC Monitor
- ▶ Harman/Kardon 3 Piece SoundSticks™



all this for only **\$6,494** #970781

Power Mac Dual 1GHz SuperDrive Final Cut Pro 3 Editing System

This more powerful editing system has been configured for professionals who are looking for even more of a punch—dual processors, more RAM, a larger hard drive plus all the essential editing components!

- ▶ Power Mac G4 Dual 1GHz
1GB RAM/80GB HD/SuperDrive
- ▶ Apple 17" Studio Display
- ▶ Final Cut Pro 3
- ▶ Contour ShuttlePRO Multimedia Controller ▶ Matrox RTMac Video
- ▶ SmartSound Sonicfire Pro
- ▶ Sony 14" NTSC Monitor
- ▶ Harman/Kardon 3 Piece SoundSticks



all this for only **\$7,194** #971049



PowerBook 800MHz DVD/CD-RW Final Cut Pro 3 Editing System

- ▶ PowerBook® G4 800MHz/512MB RAM
40GB HD/Combo DVD/CD-RW Drive
- ▶ Final Cut Pro 3
- ▶ Contour ShuttlePRO Multimedia Controller ▶ SmartSound Sonicfire Pro
- ▶ dvcreators.net—The Secrets of Final Cut Pro and Final Cut Pro Powerstart CDs
- ▶ MacCase for PowerBook by Kusuma

Portable
Editing
Power!

all this for only

\$4,894 #970779

Power Macintosh Models Featuring Avid DV Express!



Power Mac Express DV 1GHz Dual Processor System

- ▶ Power Mac G4, Dual 1GHz Processor
- ▶ 1GB Total RAM
- ▶ 80GB Boot Drive ▶ SuperDrive
- ▶ Avid Express DV 3.5 for Mac
- ▶ External 120GB FireWire Drive
- ▶ Apple 17" Studio Display
- ▶ Sony 14" NTSC Studio Monitor
- ▶ 3 Year AppleCare Protection Plan

all this for only **\$6,294** #555162

PowerBook Express DV 800MHz Processor System

- ▶ PowerBook G4, 800MHz Processor
- ▶ 512MB RAM total
- ▶ 40GB Boot Drive ▶ Combo Drive
- ▶ Avid Express DV 3.5 for Mac
- ▶ External 120GB FireWire drive
- ▶ Carrying Case
- ▶ 3 Year AppleCare Protection Plan

all this for only **\$5,594** #555179

High Quality Professional Broadcasting Products from MacMall!

DSR-11 DVCAM Compact VTR

This VTR features both NTSC and PAL playback and recording capabilities. It includes iLINK™ connectivity and can record and play back either DVCAM or consumer DV formats!

SONY

**CALL
FOR BEST
PRICE!** #961471

Sony Professional VTRs

#962506	DSR-V10	CALL FOR BEST PRICE!
#961471	DSR-11	CALL FOR BEST PRICE!
#971904	DSR-25	CALL FOR BEST PRICE!
#962504	DSR-30	CALL FOR BEST PRICE!
#971906	DSR-45	CALL FOR BEST PRICE!
#961140	DSR50	CALL FOR BEST PRICE!
#961472	DSR-1500	CALL FOR BEST PRICE!
#961474	DSR1800	CALL FOR BEST PRICE!
#964316	UWV1200	CALL FOR BEST PRICE!

Sony Professional VTRs

#961665	UWV1800	CALL FOR BEST PRICE!
#961677	DSR2000	CALL FOR BEST PRICE!

JVC Professional

#971979	HR-DVS3U	\$1,049 ⁹⁵
#971987	SR-VS30U	\$1,299 ⁹⁵
#971999	SR-S365U	\$1,078 ⁹⁵

Panasonic Professional

#961457	AG-DV1000	\$1,049 ⁹⁵
#951051	AG-DV2000	\$2,199 ⁹⁵
#961467	AJ-D230HFN	\$3,749 ⁹⁵

MacMall

MacMall EZ Payment Plan · Fastest overnight delivery!
We'll beat any price or competitive promotion on any Mac computer! Call for details.

More affordable DV solutions!

Canon XL1S

Professional features that will truly customize your shooting experience!

The Canon XL1S is not one, but many different cameras. Interchangeable lenses and viewfinders allow the XL1S to be tailored for optimal performance in any shooting condition. The XL1S raises the standard for others to follow.

- > Digital video format and IEEE 1394
- > Interchangeable lens system

- > 3 CCD with Pixel Shift technology
- > 3 shooting modes: Normal Movie, Digital Photo and Frame Movie
- > Audio/video inputs and outputs

**Canon XL1S
Digital Camcorder**

**CALL FOR
BEST PRICE!** #961437



Color Video Monitors!

14" Trinitron Color Video Monitor SONY

- > High resolution of 500 TV lines
- > Features both loop-through composite and Y/C video inputs
- > Color balance stability



Sony PVM14N5U
Color Video Monitor

**CALL FOR
BEST PRICE!**
#960939

14" Monitor with Composite Inputs SONY

- > Features both RGB loop-through composite and Y/C video inputs
- > High resolution of 500 TV lines
- > Features 4:3 and 16:9 switchable aspect ratios



Sony PVM14N6U
Color Video Monitor

CALL FOR BEST PRICE! #57985

20" Trinitron Color Video Monitor SONY

- > Features both loop-through composite and Y/C video inputs
- > Flexible video input connectivity
- > High resolution of 500 TV lines



Sony PVM20N5U
Color Video Monitor

**CALL FOR
BEST PRICE!**
#962493

Digital Camcorders!



Canon

Delivers outstanding picture quality and highly accurate color reproduction!

Canon GL2 MiniDV Camcorder

The GL2 uses Pixel Shift, a signal processing method used in broadcast TV cameras, to exceed the picture quality achieved by camcorders using nearly twice as many pixels!

**Canon GL2 MiniDV Camcorder
CALL FOR BEST PRICE!** #537667

Digital Camcorders

#968280	Canon ZR40	CALL!
#968282	Canon ZR45MC	CALL!
#968284	Canon ZR50MC	CALL!
#972449	Canon Elura40MC	CALL!
#972458	Canon Elura40MC w/CP-10	CALL!
#962245	Canon Optura100MC	CALL!
#51450	Canon GL1	CALL!
#961437	Canon XL1S	CALL!
#970914	JVC GR-DVM96U	CALL!
#967766	JVC GR-DV920U	CALL!
#972030	JVC Pro GY-DV300U	CALL!
#968957	Panasonic PV-DV702	CALL!
#967926	Panasonic PV-DV852	CALL!
#967928	Panasonic PV-DV952	CALL!
#970427	Sony DCR-TRV50	CALL!
#970422	Sony DCR-TRV27	CALL!
#970419	Sony DCR-TRV25	CALL!
#970416	Sony DCR-TRV18	CALL!
#968521	Sony DCR-PC120BT	CALL!
#959655	Sony DCR-PC9	CALL!
#80283	Sony DCR-VX2000	CALL!
#37986	Sony DCR-TRV900	CALL!
#959075	Sony Pro DSRPD100A	CALL!
#961666	Sony Pro DVRPD150	CALL!
#971641	Sony Pro DSR370ENG19N	CALL!
#971640	Sony Pro DSR370ENG19L	CALL!
#971639	Sony Pro DSR370ENG16N	CALL!
#971638	Sony Pro DSR370ENG16L	CALL!

Visit Our Web Site!

- ✓ Featuring all the hot new hardware and software products from Apple!



And so much more!

- ✓ Fastest overnight delivery!
- ✓ Our 100% Apple Gold Certified, best trained sales staff!
- ✓ \$2 billion in inventory—a selection of over 125,000 products!
- ✓ Custom configuration—we'll build your CPU to your specifications!

MacMall EZ Payment Plan!

Payment terms up to 48 months!

Now you can have low fixed monthly payments on consumer purchases of \$750 or more with the new MacMall EZ Payment Plan. It's fast and easy to apply for, and there are no application fees or prepayment fees. Call your Account Manager today, or apply online! You can complete your purchase in just minutes and have your order tomorrow!

Financing available on approved credit arranged through MBNA America Bank, N.A. Payment does not include shipping charges and sales taxes if applicable. Estimated monthly payment is based on approximate 48-month term at an Annual Percentage Rate (APR) of 14.99%. Your APR may be higher. There are no transaction fees for MacMall purchases billed directly to your account. There is a transaction fee of 3% of the U.S. Dollar amount of each advance check you write (\$5 min/\$30 max), but there is no obligation to use advance checks.

For your best price call 1-800-217-9492 macmall.com

Priority Code: ZMWD2A3

NEW!

Apple Xserve

1GHz
\$2994⁹⁸ #147878

1GHz Dual
\$3994⁹⁸ #147879

SPECIAL CONFIGURATIONS AVAILABLE - CALL!

Rack and servers sold separately.

Apple Cinema HD Display 23"

#147870

#139208 Studio 17" \$994.98
#124925 Cinema 22" . . . \$2494.98

Up to \$500[†] Cash Back
with purchase of select Apple display and Power Mac.
Hurry, offer good through 9/30/02.
Call for details.

Apple Instant Loan starting at only **\$36 per month**

Apple Power Mac G4

256MB-512MB Memory **FREE!** Call for details.

800MHz <ul style="list-style-type: none"> • 800MHz G4 processor • 256MB Memory • 40GB Hard Drive • CD-RW Drive • Gigabit Ethernet • AirPort Card Ready • ATI Radeon 7500 with 32MB video memory \$1594⁹⁸ #147864	933MHz <ul style="list-style-type: none"> • 933MHz G4 processor • 256MB Memory • 60GB Hard Drive • SuperDrive CD-RW/DVD-R • Gigabit Ethernet • AirPort Card Ready • NVIDIA GeForce4 MX 64MB \$2294⁹⁸ #147865	1GHz <ul style="list-style-type: none"> • 1GHz Dual processor • 512MB Memory • 80GB Hard Drive • SuperDrive CD-RW/DVD-R • Gigabit Ethernet • AirPort Card Ready • NVIDIA GeForce4 MX 64MB \$2994⁹⁸ #147866
--	--	--

#722601 AppleCare 3-Year Protection Plan (Coverage includes Apple Display when Power Mac and Display are purchased on same invoice.) \$249.99

Built-in 4+1 USB hub & speakers!  Planar 19" LCD Digital and Analog Monitor \$899⁹⁸ #151765	Advanced, affordable Internet sharing  D-Link Cable DSL/Router 4-Port Switch \$44⁹⁸ #152976
--	--

Equipped with 32MB DDR RAM  ATI RADEON 7000 Mac Edition Dual Monitor Graphic Card \$113⁹⁹ #948738	Fast 48X max. write speed!  EZQuest 48x12x48x FireWire CD-RW External Drive \$189⁹⁹ #158283
---	--

Carry Your Office Over Your Shoulder You've never carried this much power.

Apple "turbocharged" the PowerBook G4 to deliver tremendous performance. A fast PowerPC™ G4 processor, powerful graphics capabilities, plenty of RAM, and Mac OS X combine to deliver off-the-charts performance. And built-in expansion options such as FireWire, USB, and PC Card slot let you add even more capabilities.



No Payments until December!
Apply now for the Apple Instant Loan and enjoy no payments for 90 days.
Limited time offer. Go to maczone.com for details.

Apple Instant Loan starting at only **\$49 per month**

Apple PowerBook G4

Up to 256MB Memory **FREE!** Call for details.

Call for Closeout Pricing on 667MHz DVD model! Mac Zone price \$2399 ⁹⁷ Instant Rebate - \$200 \$2199^{97*} #136158	667MHz <ul style="list-style-type: none"> • 667MHz G4 processor • 15.2" Display • 256MB Memory • 30GB Hard Drive • Combo CD-RW/DVD • Gigabit Ethernet • AirPort Card Ready • ATI Mobility Radeon 7500 \$2494⁹⁸ #147876	800MHz <ul style="list-style-type: none"> • 800MHz G4 processor • 15.2" Display • 512MB Memory • 40GB Hard Drive • Combo CD-RW/DVD • Gigabit Ethernet • AirPort Card Included • ATI Mobility Radeon 7500 \$3194⁹⁸ #147877
--	---	--

*After \$200 Mac Zone instant rebate. Not valid with any other offer. While supplies last.
#722604 AppleCare 3-Year Protection Plan - PowerBook G4 \$349.99

Includes extra 64MB card!  Nikon Coolpix 5700 5 Megapixel Digital Camera \$1199⁹⁶ #159304	Apple iPod NEW! Up to 20GB <ul style="list-style-type: none"> • MP3 player with 20GB hard disk • Contacts feature keeps names and addresses handy \$494⁹⁸ #159202 5GB. \$100 PRICE DROP \$294.98 #159203 10GB \$100 PRICE DROP \$394.98
--	---

Store all your videos & music  LaCie 120GB FireWire External Hard Drive \$299⁹⁹ #154800	Prints color at blazing speed  HP Color LaserJet 4600DN Color Printer \$2499⁹⁸ #976805
--	---

[†] Apple Display Rebate: \$500 off when you purchase a qualifying Power Mac and Cinema HD 23" display. \$200 off when you purchase a qualifying Power Mac and Cinema 22" or Studio 17" display. CPU and monitor must appear on same invoice. Offers good through 9/30/02.

AppleCare Starting at \$149⁹⁹
Call for details.

OS X v10.2, and iPods

The Modern Office – Now Fully Portable

Tear down your walls. People may love their work, but they rarely love their cubicle. Move your workforce to iBook notebooks, however, and cubicle culture becomes a relic of the 20th Century. With the optional AirPort Card and Base Station, iBook users can move seamlessly from working at their desk to collaborating with co-workers in a conference room, all while connected to the Internet, their calendars, and their ability to be productive.



Apple Instant Loan starting at only **\$27** per month

NEW eMac G4 The most affordable G4 system ever!

The eMac comes complete with a 17-inch flat CRT display and a space-saving, all-in-one design that fits right in your home. Plus award-winning digital lifestyle applications and Mac OS X, Apple's rock-solid operating system.



Apple iBook G3

128MB-256MB Memory **FREE!** Call for details.

600MHz

- 600MHz G3 processor
- 12.1" TFT Display
- 128MB Memory
- 20GB Hard Drive
- CD-ROM Drive
- 10/100 Ethernet
- AirPort Card Ready
- ATI Mobility Radeon

\$1194.98

#147880

700MHz

- 700MHz G3 processor
- 12.1" TFT Display
- 128MB Memory
- 20GB Hard Drive
- Combo CD-RW/DVD
- 10/100 Ethernet
- AirPort Card Ready
- ATI Mobility Radeon

\$1494.98

#147881

700MHz

- 700MHz G3 processor
- 14.1" TFT Display
- 256MB Memory
- 30GB Hard Drive
- Combo CD-RW/DVD
- 10/100 Ethernet
- AirPort Card Ready
- ATI Mobility Radeon

\$1794.98

#147882

#722603 AppleCare 3-Year Protection Plan – iBook \$249.99

Apple iMac G4

256MB Memory **FREE!** Call for details.

700MHz

- 700MHz G4 processor
- 15" LCD
- 128MB Memory
- 40GB Hard Drive
- CD-RW Drive
- NVIDIA GeForce2 MX 32MB
- Apple Pro Speakers optional

\$1294.98

#147871

700MHz

- 700MHz G4 processor
- 15" LCD
- 256MB Memory
- 40GB Hard Drive
- Combo DVD-ROM/CD-RW
- NVIDIA GeForce2 MX 32MB
- Apple Pro Speakers

\$1594.98

#147872

800MHz

- 800MHz G4 processor
- 17" LCD
- 256MB Memory
- 60GB Hard Drive
- SuperDrive DVD-R/CD-RW
- NVIDIA GeForce2 MX 32MB
- Apple Pro Speakers

\$1794.98

#147873

800MHz

- 800MHz G4 processor
- 17" Widescreen LCD
- 256MB Memory
- 80GB Hard Drive
- SuperDrive DVD-R/CD-RW
- NVIDIA GeForce4 MX 32MB
- Apple Pro Speakers

\$1994.98

#159213

#722602 AppleCare 3-Year Protection Plan – iMac \$149.99

Last Chance Apple Super Summer Savings!
Purchase any Apple computer or Mac OS X and take advantage of these great offers! Go to maczone.com for more!

\$100 Rebate!

Microsoft® Office v. X Full Version
\$337.97*
#867525

*After \$100 mfr. mail-in rebate with purchase of any new Apple CPU. Low Mac Zone price: \$437.97. Offer good 7/15/02–9/30/02.

FREE FileMaker Mobile®

NEW!
FileMaker Pro 6.0 Upgrade
\$137.99
#154725

*Via mail-in fulfillment coupon when you purchase FileMaker Pro (Full or Upgrade) and Mac OS X or select Apple CPU. Offer good through 10/15/02.

\$75 Rebate!

MYOB AccountEdge 2
\$124.99*
#145427

*After \$75 mfr. mail-in rebate with purchase of select Apple CPU or Mac OS X. Low Mac Zone price: \$199.99. Offer good through 10/15/02.

\$50 Rebate!

Thursby Software DAVE 3.1
\$76.98*
#938862

*After \$50 mfr. mail-in rebate with purchase of select Apple CPU or Mac OS X. Low Mac Zone price: \$126.98. Offer good through 10/15/02.

\$20 Rebate!

Roxio Toast5 Titanium
\$59.96*
#134010

*After \$20 mfr. mail-in rebate with purchase of select Apple CPU or Mac OS X. Low Mac Zone price: \$79.96. Offer good through 10/15/02.

NEW!
Mac OS X
Over 150 NEW Features!

Apple® Mac® OS X v10.2
\$119.97
#159201

Combining the rock-solid reliability of Unix with the ease of use of Macintosh, this version of Mac OS X is as innovative as the computers that run it. And whether you're a Mac user who's upgrading, a Windows user who's switching to the Mac or a Unix user who loves the idea of a state-of-the-art BSD Unix implementation, this is the OS for you.

FREE Memory Offer: Up to 512MB free memory with select Apple computers and professional \$40 installation purchase. Allow up to one day for installation. Offer subject to change due to memory price volatility. Call for latest offers. Offer good while supplies last. Not valid with any other Mac Zone offers.

FREE Epson Printer Offer Details: Epson Stylus® Photo 820 printer FREE with purchase of any qualifying Apple CPU and after \$99 Apple mail-in rebate. State and local taxes are not eligible for rebate. Offer is not valid with any other Apple offer or promotion. Offer good through 9/30/02.

Netflix Offer Details: free trial with any Mac Zone purchase. Offer valid in the 50 United States and its territories and possessions only. Offer expires 12/01/2002 and cannot be combined with any other offer. Limit one per household. First-time customers only. Internet access and valid credit or debit card required to redeem offer. Go to maczone.com for details.

Corporate bids welcome!
Fax to 1-425-430-3420

A NASDAQ® COMPANY Ticker Symbol: ZONS

Source Code
MW102

Order by Phone
1.800.436.0606

Order Online Today
www.maczone.com

Your tech
people are
asked to do
the impossible
every day.

Our job:
make it happen.



Authorized Reseller

Apple® iMac® G4

- ▶ 700MHz PowerPC G4 processor
- ▶ Memory: 256MB std., 1GB max.
- ▶ 40GB hard drive
- ▶ Combo CD-RW/DVD-ROM drive
- ▶ 10/100 Ethernet
- ▶ 15" TFT active-matrix display
- ▶ Mac OS 9.2/OS X 10.1



700MHz

\$1595.00 CDW 376544

800MHz, 80GB hard drive, DVD/CD-RW SuperDrive, 17" TFT
active-matrix display

\$1995.00 CDW 411131



Authorized Reseller

Apple® eMac®

- | | |
|--------------------------------|------------------------|
| ▶ 700MHz PowerPC™ G4 processor | ▶ 56Kbps modem |
| ▶ Memory: 128MB | ▶ 10/100 Ethernet |
| ▶ 40GB hard drive | ▶ 17" CRT display |
| ▶ 24X10X32X CD-RW drive | ▶ Mac OS 9.2/OS X 10.1 |

\$1095.00 CDW 399860

*CDW carries the full line of Mac® and Mac compatible products. Call your
CDW account manager or visit us at www.cdw.com for more information.*

©2002 CDW Computer Centers, Inc.

All pricing subject to change. For all prices and products, CDW® reserves the right to make adjustments due to changing market conditions, product discontinuation, manufacturer price changes or typographical errors in advertisements. All products sold by CDW are third party products and are subject to the warranties and representations of the applicable manufacturers. Please refer to www.cdw.com for additional terms and conditions. Firewire® is a registered trademark of Apple® Computer Corp.

©2002 CDW® Computer Centers, Inc. 200 N. Milwaukee Avenue, Vernon Hills, IL 60061 MW9463 A/B 10/02

Apple® iBook®



- ▶ 700MHz PowerPC G3 processor
- ▶ 56Kbps modem
- ▶ CD-RW/DVD-ROM combo drive
- ▶ Mac OS X 10.1

700MHz, 128MB memory std.,
20GB hard drive, 12.1" display **\$1499.00** CDW 391663

700MHz, 256MB memory std.,
30GB hard drive, 14.1" display **\$1799.00** CDW 391664



Apple® PowerBook® G4

- ▶ 800MHz PowerPC G4 processor
- ▶ 56Kbps modem
- ▶ Memory: 512MB
- ▶ 10/100/1000 Ethernet
- ▶ 40GB hard drive
- ▶ 15.2" active-matrix display
- ▶ CD-RW/DVD-ROM combo drive
- ▶ Mac OS X 10.1

\$3195.00 CDW 384745



BUSlink DataBanker External FireWire hard drive

BUSlink™

- ▶ 120GB, 7200 rpm, IEEE 1394 hard drive
- ▶ Stackable metal alloy case dissipates heat
- ▶ Features a slot for read/write CompactFlash™ or IBM® Micro Drive
- ▶ Retrospect Backup software included

\$329.15 CDW 408777

SimpleTech SimpleDrive Deluxe

SimpleTech

- ▶ 30GB USB2.0 or FireWire portable external hard drive
- ▶ Hot swappable (no rebooting)
- ▶ Works with any computer with USB or Firewire
- ▶ No external power required for FireWire
- ▶ PC or Mac compatible, desktop or notebook
- ▶ No tools needed to install
- ▶ Up to 15 MBps write speed

\$259.86 CDW 347639

Apple® iPod™



5GB MP3 player

- ▶ Up to 1000-song capacity
- ▶ 20 minute skip protection
- ▶ 32MB memory cache
- ▶ Weight: 6.5 oz.
- ▶ 10-hour battery
- ▶ Includes: iTunes 2 software

\$299.00 CDW 339745

CDW™ *The Right Technology.
Right Away.™*



FREE Epson Printer & RA

NEW! 17" iMac G4 iBook Up To 700MHz



17"

1440x900

800MHz

\$1994

#552070

Don't Forget!
Apple Care Protection Plan
3 Year Protection
For iMacs

Only
\$149
#951378

FREE!
256MB RAM
& Free* Epson
820 Printer
on all G4 iMacs

*\$39.99 Installation Fee for FREE Memory. Offer Expires 9/30/02 or While Supplies Last.
†Free printer is after \$99 Mail-in Rebate from Apple when purchased with any Apple CPU. Price before rebate is \$99 Offer Expires 9/30/02 or While Supplies Last.

14.1" **\$1794**
iBook

12.1" **\$1194**
iBook
as low as

FREE!
Carrying
Case
& Free*
Epson
Printer
with 14.1
iBooks!

FREE!
128MB
RAM
& Free*
Epson
Printer
with All 12.1" iBooks!

*\$39.99 Installation Fee for FREE Memory. Offer Expires 9/30/02 or While Supplies Last.

#542428	700MHz	15"Scrn	128MB	40GB HD	CDRW	\$1294
#542429	700MHz	15"Scrn	256MB	40GB HD	DVD Combo	\$1594
#542430	800MHz	15"Scrn	256MB	60GB HD	DVD-R	\$1794
#552070	800MHz	17"Scrn	256MB	80GB HD	DVD-R	\$1994

#542445	600MHz, 12.1"	128MB of RAM	20GB HD	CD-ROM	\$1194
#542443	700MHz, 12.1"	128MB of RAM	20GB HD	DVD Combo	\$1494
#542444	700MHz, 14.1"	256MB of RAM	30GB HD	DVD Combo	\$1794

Accessories

#203778	Targus Universal Notebook Case	\$29.99
#47509	Keyspan USB To Twin Serial Adapter	\$69.99
#354862	Apple Extra Battery Powerbook G4 Titanium	\$129.00
#975672	Belkin Regulator Pro Gold USB 650 UPS	\$139.99
#961874	Photo Control Docking Station/G4 Titanium	\$199.99
#30726	APC Back UPS Pro 650 Beige	\$239.99

Audio/Video Peripherals

#972281	Apple Apple Pro Speakers (White Insides)	\$59.00
#951562	Sonnet Tango Adapter Card 2 Firewire/2 USB Port	\$89.99
#369724	ATI Radeon 7000 Mac PCI 32MB NTSC	\$118.99
#967178	ATI Radeon 8500 Mac AGP 64MB NTSC	\$226.99
#953115	Eskape Lab MyVideo USB Video Capture	\$149.00
#952775	Harman Kardon Soundstick 3 Piece USB Speakers	\$178.99
#944700	Dazzle Multimedia Hollywood: 1394 DV (Mac)	\$264.94
#961764	Formac Studio-Analog/DV Converter	\$389.94

Communications

#863922	Global Village Teleport 56K V.92 Ext Serial Modem	\$72.99
#28300	US Robotics 56K V.90 Ext Mac Modem	\$81.99
#862912	Zoom V.90 56K Ext USB Voice Modem	\$97.99

Encore/St G4 800MHz

\$499⁹⁵

CPU Accelerators

#74264	Sonnet Encore G4 500/250MHz w/ 1Mb Cache	\$299.95
#59435	Sonnet Crescendo G4 450/200MHz 1Mb Cache	\$299.95
#961651	Sonnet Harmoni G3 500/Firewire Card For Imac A-D	\$299.95
#539715	Sonnet Encore/St G4 800MHz	\$499.95
#540876	Sonnet Encore/St G4 1Ghz	\$699.95

Nikon Coolpix 2500 \$299

Digital Camera

#537920	Nikon Coolpix 2000 2.0MP 3X/2.5X USB	\$249.00
#969346	Nikon Coolpix 2500 2.0MP 3X/4X 16Mb Cf USB	\$299.00
#974515	Nikon Coolpix 4500 4.0MP 4X/4X USB	\$699.00
#974509	Nikon Coolpix 5700 5.0MP 8X/4X 16Mb Cf	\$1,199.00
#211448	Fuji Photo Finepix 2600 2.1MP 3X Zoom	\$239.00
#964552	Canon Powershot S30 3.2MP 3X 16Mb Cf USB	\$459.00
#962374	Canon Powershot G2 4MP 3X 32Mb Cf USB	\$699.00

Input

#953969	Apple Apple Pro USB Optical Mouse	\$59.00
#953968	Apple Apple Pro USB Keyboard	\$59.00
#960688	Contour Shuttle Pro Multimedia Jog/Shuttle Cont	\$89.00
#961944	Wacom Steel Graphire2 4X5 USB Tablet W/Pen	\$99.00
#962688	Wacom Intuos2 6X8 W/Pen & 2D Mouse-USB	\$349.99
#962689	Wacom Intuos2 9X12 W/Pen & 4D Mouse-USB	\$469.99

LACIE 22" Electron Blue III w/hood \$999

Displays

#960097	Apple 17" LCD Studio Display	\$994.00
#951070	Apple 22" LCD Cinema Display	\$2,494.00
#970382	Apple 23" LCD Cinema HD Display	\$3,494.00
#363234	Sony E540 21" .24mm 1900X1440	\$559.00
#947137	Sony Multiscan G520 21" .24mm	\$744.00
#554331	NEC DP2070SB-BK 22" .24mm 2048X1536	\$739.00
#545920	Mitsubishi FP2141SB-BK 22" .24mm 2048X1536	\$799.00
#962149	La Cie Electronblue 19" III 1600X1200 76Hz	\$399.00
#962863	La Cie 22Inch Electron Blue III W/Hood	\$999.00
#541244	Formac Gallery 1740 17.4" LCD	\$879.00

Canon GL-2 Mini DV Camcorder \$2799

Digital Camcorders

#968280	Canon CE ZR40 Mini DV Camcorder	\$499.95
#968282	Canon CE ZR45MC Mini DV Camcorder	\$574.50
#968284	Canon CE ZR50MC Mini DV Camcorder	\$698.00
#537667	Canon GL2 Mini DV Camcorder	\$2,799.00
#968521	Sony CE DCR-PC 120BT Mini DV Camcorder	\$1,829.00
#961666	Sony Pro DSR-PD 150 Digital Camcorder	\$3,499.00

Inkjet Printers

#799122	Epson Stylus Color C60	\$79.00
#462793	Epson Stylus Photo 820 Silver	\$99.00
#193580	Epson Stylus Color C80	\$149.00
#956514	Epson Stylus Color Photo 1280	\$499.00
#37245	Epson Stylus Color 3000 13"X19"	\$995.00
#74261	HP Deskjet 1220C PS Color	\$479.00

Projector

#794651	In Focus LP280 1000 Lumen SVGA 5.7lbs	\$1,599.00
#956645	In Focus LP130 1100 Lumen XGA 3lbs	\$2,999.00
#873442	Proxima X350 1100 Lumen XGA 3.5lbs	\$3,199.00
#367270	Epson Powerlite 51C 1200 Lumen SVGA 6.8lbs	\$1,699.00
#453620	Epson Powerlite 730C 2000 Lumen XGA 4.3lbs	\$3,999.00

Networking

#874476	Belkin 4 Port Firewire Hub	\$67.99
#957576	Belkin Firewire 6-Port Hub	\$79.99
#35839	Asante Asantetalk 10BT To LocalTalk Connection	\$84.99
#962119	Apple Airport Card	\$99.00
#965277	Apple Airport Base Station	\$294.00
#778846	Netgear Wireless Cable/DSL Router	\$129.99
#771469	Macsense Xrouter Aero Wireless Cable/DSL Router	\$219.99

ALL PRODUCT INFORMATION AND PRICES ARE SUBJECT TO CHANGE WITHOUT NOTICE. NOT RESPONSIBLE FOR TYPOGRAPHICAL ERRORS. WARRANTIES: All items manufactured by ClubMac should be returned to ClubMac for warranty repair. Refer to manufacturer's warranty for Non-ClubMac products. MONEY BACK GUARANTEE: All products manufactured by ClubMac carry a 30 day money back guarantee. RETURNS: ClubMac extends all other manufacturer's return policies to its customers. Call for a Return Authorization (RA) number! Any product that is returned WITHOUT an RA# will be refused. NOTE: Non-ClubMac products may be returned for replacement only. Apple Branded Products are not returnable. If you experience problems with your Apple purchase contact Apple 1-800-500-7078.

www.clubmac.com

Mac with Mac Purchases!



Power Mac G4

Up To
Dual 1GHz

Starting at
\$1594

FREE!*
128MB RAM
& Free*
Epson Printer
on All Power Macs!

Apple Care
Protection Plan
3 Year Protection
For Power Macs
Only

\$249
#951377

*\$39.99 Installation for Free Memory
Free 256MB with 800MHz Model. Free 512MB with
933MHz and 1GHz DP Models

†Free printer is after \$99 Mail-in Rebate from Apple when
purchased with any Apple CPU. Price before rebate is \$99.
Offer Ends 9/30/02 or While Supplies Last.

#542432	800MHz	256MB of RAM	40GB HD,	CD-RW	\$1594
#542433	933MHz	256MB of RAM	60GB HD	CD-RW/DVD-R	\$2294
#542434	Dual 1GHz	512MB of RAM	80GB HD	CD-RW/DVD-R	\$2994

New PowerBook G4

Now Up To

800MHz

Starting at
\$2494

FREE!*
Memory, Iomega Zip Drive
or Airport Card

Plus
FREE!*
Epson Printer



Don't Forget!
Apple Care Protection Plan

3 Year Protection
For PowerBooks
Only

\$299
#951380

Free* Airport card or 256MB Memory with PB 667MHz Model listed on this page. Free Zip 100MB
VL with PB 800MHz Model listed on this page. *\$39.99 Installation Fee Applies for Airport Card or
Memory. †Free printer is after \$99 Mail-in Rebate from Apple when purchased with any Apple
CPU. Price before rebate is \$99. Offer expires 9/30/02 or while supplies last.

#542440	667MHz	256MB of RAM	30GB HD	DVD/CD-RW,	\$2494
#542442	800MHz	512MB of RAM	40GB HD	DVD/CD-RW Airport Card	\$3194

hp LaserJet 4100N Network Printer

\$1465

Laser Printers

#972923	Minolta Pagepro 1250E 17ppm 16MB	\$294.99
#781206	Brother Hi-1470N 15ppm	\$498.99
#958348	HP LaserJet 1200SE 15ppm USB	\$399.00
#957974	HP LaserJet 2200DN 19ppm USB	\$1,098.00
#948807	HP LaserJet 4100N Network Printer 25ppm	\$1,465.00

EPSON Perfection 2450 Photo Scanner

\$399.99

Scanners

#799333	Epson Perfection 1650 Photo 1600X3200	\$179.00
#329807	Epson Perfection 2450 Photo Scanner	\$399.99
#552287	Smartdisk Smartscan 2700 Film Scanner	\$219.99
#332059	Microtek Scanmaker 4800 2400X1200	\$89.99
#952795	Microtek Scanmaker 8700 Pro 42Bit	\$799.99
#956698	Nikon Super Coolscan 4000 ED Film Scanner	\$1,549.00

Software-Games

#358851	Aspyr Spiderman	\$28.99
#968435	Aspyr Sims Hot Date Expansion Pack	\$29.99
#965778	Aspyr Harry Potter And The Sorcerer's Stone	\$29.99
#82299	Aspyr The Sims	\$44.99
#452449	Aspyr Medal Of Honor: Allied Assault	\$48.99
#367691	Aspyr Return To Castle Wolfenstein	\$48.99
#430979	Aspyr Star Wars: Galactic Battlegrounds	\$49.99
#967070	Infogrames Civilization 3	\$39.99
#971491	Havas Warcraft III: Reign Of Chaos	\$54.95

Mac OS X v10.2

\$98.99*

*After \$21 Mail-in Rebate

Software-Business

#972337	Apple Appleworks 6.2.4	\$77.99
#551926	Apple Mac OS X V10.2	98.95*
#362192	Connectix Virtual PC 5 W/Windows 2000	\$228.94
#537929	Filemaker Pro 6.0 Mac Upgrade	\$139.99†
#501512	Filemaker Pro 6.0 Mac	\$275.99
#963094	MYOB AccountEdge 2	\$235.00
#208616	Microsoft Office V. X For Mac Upgrade	\$268.94
#208615	Microsoft Office Mac V.X Full Version	\$444.99

†FileMaker Pro 6 Upgrade requires qualifying previous versions

Photoshop 7.0 Upgrade

\$134.94

Software-Graphics

#968964	Adobe Photoshop 7.0 Upgrade	\$134.94
#963236	Adobe Illustrator 10 Upgrade	\$139.94
#968095	Adobe Photoshop 7.0 Full Version	\$588.99
#447711	Adobe Design Collection 6.0	\$999.00
#970239	Quark Upgrade QuarkXpress 5.0 From 4.X	\$299.00
#965797	Quark QuarkXpress 5.0	\$799.94
#971076	Apple DVD Studio Pro 1.5	\$968.99
#965830	Apple Final Cut Pro 3	\$995.00



roxio Toast 5 Titanium

\$79.99

Software-Utilities

#56470	Alsoft Diskwarrior 2.1	\$63.99
#795108	Dataviz MacLink Plus Deluxe 13.0	\$88.89
#372248	Symantec Norton Antivirus 8.0	\$64.99
#374767	Symantec Norton Utilities 7.0	\$94.99
#374768	Symantec Norton Systemworks 2.0	\$119.99
#975774	Roxio Toast 5 Titanium	\$79.99

GVP \$229

120GB External
FireWire Hard Drive

Storage

#505570	GVP 80GB External FireWire HD 7200	\$169.00
#505565	GVP 120GB External FireWire HD 7200	\$229.00
#505564	GVP 40X/12X/48X Ext FireWire CDRW	\$169.00
#797415	Seagate Barracuda ATA IV 80GB HD ATA/100 7200	\$99.99
#945652	Iomega Zip 250MB USB Powered Drive	\$149.95
#962073	Ezquest Cobra+ 80GB FireWire Ext HD 7200rpm	\$199.00
#965972	Ezquest Cobra+ 120GB FireWire Ext HD 7200rpm	\$269.00

SOURCE CODE: ZMWC241

ClubMac®

E-Mail:cmsales@clubmac.com
Local & International Sales(949) 768-8130
24-Hour Fax(949) 768-9354

1-800-260-8549

24 hours
7 day a week

Since 1987

MEGAHAUS
Everything High Tech
all Under One Roof

Award Winning Service

We've been satisfying customers for nearly 15 years!

www.megahaus.com/mac



HARD DRIVES



ULTRA SCSI		INT.
18.4GB 7200	2MB	ST318418N \$169
36.9GB 7200	2MB	ST336918N \$245
ULTRA 160 SCSI		
18.4GB 7200	2MB	ST318438LW \$155
18.4GB 10,000	4MB	ST318406LW \$179
18.4GB 15,000	8MB	ST318452LW \$249
36.7GB 7200	2MB	ST336938LW \$229
36.7GB 10,000	4MB	ST336706LW \$269
36.7GB 15,000	8MB	ST336752LW \$399
73.4GB 10,000	4MB	ST373405LW \$609
181.6GB 7200	16MB	ST118167LW \$1389
IDE ULTRA ATA/100		
20.0GB 5400	2MB	ST320410A \$69
40.0GB 5400	2MB	ST340810A \$78
40.0GB 7200	2MB	ST340016A \$83
60.0GB 7200	2MB	ST360021A \$98
80.0GB 7200	2MB	ST380021A \$115

Visit our website at www.megahaus.com/seagate



IDE ULTRA ATA/100		
40.0GB 5400	2MB	4D040H2 \$76
60.0GB 5400	2MB	4D060H3 \$93
81.9GB 5400	2MB	4D080H4 \$110
IDE ULTRA ATA/133		
40.0GB 7200	2MB	6L020J1 \$75
40.0GB 7200	2MB	6L040J2 \$85
60.0GB 7200	2MB	6L060J3 \$99
80.0GB 7200	2MB	6L080J4 \$119
120.0GB 5400	2MB	4G120H6 \$175
160.0GB 5400	2MB	4G160H8 \$255
FLUID BEARING HARD DRIVE		
20.0GB 7200	2MB	6L020L1 \$78
40.0GB 7200	2MB	6L040L2 \$87
60.0GB 7200	2MB	6L060L3 \$109
80.0GB 7200	2MB	6L080L4 \$125

Visit our website at www.megahaus.com/max



ULTRA 160 SCSI		
18.3GB 10,000	4MB	07N6350 \$175
36.7GB 10,000	4MB	07N6340 \$269
73.4GB 10,000	4MB	07N6300 \$695
18.3GB 15,000	4MB	07N6800 \$255
33.7GB 15,000	4MB	07N6801 \$419
IDE ULTRA ATA/100		
40.0GB 7200	2MB	07N9208 \$87
60.0GB 7200	2MB	07N9209 \$105
80.0GB 7200	2MB	07N9210 \$120
120.0GB 7200	2MB	07N9219 \$195

Visit our website at www.megahaus.com/ibm



IDE ULTRA ATA/100		
20.0GB 5400	2MB	WD200EB \$69
20.0GB 7200	2MB	WD200BB \$75
40.0GB 5400	2MB	WD400EB \$78
40.0GB 7200	2MB	WD400BB \$85
60.0GB 5400	2MB	WD600AB \$97
60.0GB 7200	2MB	WD600BB \$105
80.0GB 7200	2MB	WD800BB \$119
80.0GB 7200	8MB	WD800JB \$129
100.0GB 7200	8MB	WD1000BB \$185
120.0GB 7200	2MB	WD1200BB \$189
120.0GB 7200	8MB	WD1200JB \$215
200.0GB 7200	2MB	WD2000BB \$419
200.0GB 7200	8MB	WD2000JB \$459

Visit our website at www.megahaus.com/wd



ULTRA 160 SCSI		
18.4GB 10,000	8MB	MAN3184MP \$165
36.7GB 10,000	8MB	MAN3367MP \$275
73.5GB 10,000	8MB	MAN3735MP \$599
ULTRA 160 FIBRE CHANNEL		
18.4GB 10,000	8MB	MAN3184FC \$165
36.7GB 10,000	8MB	MAN3367FC \$275
73.5GB 10,000	8MB	MAN3735FC \$599

Visit our website at www.megahaus.com/fuj

CALL US TO MAKE ANY OF THE ABOVE DRIVES EXTERNAL.

2.5 IDE LAPTOP

20.0GB 9.5mm	Toshiba	MK2018GAS \$97
30.0GB 9.5mm	Toshiba	MK3017GAP \$138
40.0GB 9.5mm	Toshiba	MK4018GAP \$175
20.0GB 9.5mm	IBM	07N8325 \$98
30.0GB 9.5mm	IBM	07N8326 \$145
40.0GB 9.5mm	IBM	07N8327 \$175
60.0GB 12.5mm	IBM	07N8328 \$409
10.0GB 9.5mm	Hitachi	DK23CA-10F \$86
20.0GB 9.5mm	Hitachi	DK23DA-20F \$99
30.0GB 9.5mm	Hitachi	DK23DA-30F \$150
40.0GB 9.5mm	Hitachi	DK23DA-40F \$175
10.0GB 9.5mm	Fujitsu	MHR2010AT \$85
20.0GB 9.5mm	Fujitsu	MHR2020AT \$95
30.0GB 9.5mm	Fujitsu	MHR2030AT \$142
40.0GB 9.5mm	Fujitsu	MHR2040AT \$170

USB DRIVES

3.5 HARD DRIVES W/CASE (5400RPM)		
20.0GB	USB-20GB	\$169
40.0GB	USB-40GB	\$185
60.0GB	USB-60GB	\$199
80.0GB	USB-80GB	\$229
120.0GB	USB120GB	\$329
160.0GB	USB160GB	\$395

FIREWIRE DRIVES

3.5 HARD DRIVES W/CASE (5400 RPM)		
20.0GB	FW-20GB54	\$185
40.0GB	FW-40GB54	\$199
60.0GB	FW-60GB54	\$235
80.0GB	FW-80GB54	\$259
120.0GB	FW120GB54	\$355
160.0GB	FW160GB54	\$419
3.5 HARD DRIVES W/CASE (7200 RPM)		
20.0GB	FW-20GB72	\$195
40.0GB	FW-40GB72	\$209
60.0GB	FW-60GB72	\$239
80.0GB	FW-80GB72	\$275
120.0GB	FW120GB72	\$369

CONTROLLERS

FIREWIRE		
WD 1394 PCI Card	WDAD002RNV	\$49
WD 1394 CardBus	WDAD003RNV	\$89
ATA 66/100/133		
Sonnet ATA/100 PCI	TAT-100	\$89
A Card ATA/100 PCI	AEC-6280M	\$98
A Card RAID/66 PCI	AEC-6860M	\$139
Sonnet ATA/133 PCI	TAT-133	\$99
A Card ATA/133 PCI	AEC-6880M	\$157
Sonnet RAID/133 PCI	TAT-133R	\$195
SCSI ULTRA/WIDE/ULTRA 160		
A Card Ultra SCSI	AEC-6712TUM	\$43
A Card Wide SCSI	AEC-6712UWM	\$85
A Card U160 SCSI	AEC-67160M	\$147
Adaptec U160 SCSI	APD29160MAC	\$285
Adaptec Dual U160 SCSI	APD39160MAC	\$385

CD-RW'S

FIREWIRE REWRITEABLE		
Yamaha 44x24x44, External FireWire & USB 2.0 Kit	CRW-F1ZDX	\$289
CDCyclone 40x12x48 w/Software, Cable & Media	7070	\$225
TDK 24x10x40 VeloCD Drive Kit	FE-241040XB	\$235

SCSI REWRITEABLE		
Plexstor 12x10x32 Packet Write, 4MB Buffer, Tray Loading	Int. PXW1210TSB	\$199
	Ext. PXW1210TSBX	\$259
With Toast Mastering Software	Int. PXW1210TSM	\$269
	Ext. PXW1210TSMX	\$329
Yamaha 44x24x44 Exclusive DiscT2 Laser Labeling Sys.	Int. CRW-F1ZS	\$259
	Ext. CRW-F1ZSX	\$309

U160 HARD DRIVE



Seagate
36.7GB/15,000 RPM
8MB BUFFER
SCSI ULTRA 160
ST336752LW
\$399

SCSI CD-RW DRIVE



YAMAHA
44X24X44
EXCLUSIVE LASER LABELING SYS.
Int. CRW-F1ZS **\$259**
Ext. CRW-F1ZSX **\$309**

18" MONITOR



HITACHI
18" VIEWABLE
LCD FLAT-PANEL
CML1815XW
\$1039

RAID SOLUTIONS



MEGA-RAID
800GB EXTERNAL
RAID SOLUTION
7200RPM
START800VD
\$7079

ZIP 250 DRIVE



iomega
ZIP 250MB
EXTERNAL
WITH SOFTWARE
SCSI ZIP250 **\$139**
USB 31310 **\$139**

TAPE DRIVE



SONY
SONY AIT EXTERNAL DEVICE
35-90 GB
USB 2.0 & FIREWIRE
SDX-420COMBO
\$869

DIGITAL CAMERA



SONY
CYBERSHOT F707
W/ CARL ZEISS
VARIO-SONNAR LENS
DSC-F707
\$985

2.5 IDE HARD DRIVE



FUJITSU
20.0GB/2MB BUFFER
IDE LAPTOP DRIVE
MHR2020AT
\$95

USB 2.0 CD-RW



PLEXTOR
40X12X40
4MB BUFFER
PXW4012TUSW
\$205
mac software not included

19" MONITOR



HITACHI
18" VIEWABLE
FLAT SCREEN CRT
CM715U-S11
\$295

DIGITAL STORAGE



PowerFile
FIREWIRE
200 CAPACITY
DVD JUKEBOX
11074
\$985

REMOVABLE DRIVE



**QuDi REMOVABLE
FIREWIRE CARTRIDGE BASE***
QD-125F
\$65
*Does not include drive cartridge

TAPE DRIVE



**TapeSTOR DDS-4
20-40GB WITH SOFTWARE**
STD24011W-R
\$899
Seagate

INK JET PRINTER



**DESIGNJET
500
24" PRINTER
1200x600 DPI**
C7769B
\$2159
hp

09/02 Mac World

ALL US FOR HARD TO FIND PARTS!



2201 Pine Drive, Dickinson, Texas 77539

(281) 534-3919 Fax: (281) 534-6580

Prices & specifications subject to change without notice. Shipping charges are nonrefundable. Returns must be in new condition and in original packaging. Defective items may not be refundable. No returns on software for special orders (items not listed in ad). All refunds subject to 15% restocking fee. All trademarks are registered trademarks of their respective companies. Personal checks held for clearance. We reserve the right to refuse any sale for any reason. Bundle price good only if sold at ad price. All warranties listed are manufacturer's warranty only. For complete terms and policies, please visit our website. ©2002 Megahaus, Inc.

1.800.786.1184
www.megahaus.com

Sales lines open:
M-F 7-8, Sat 9-1, CST

Secure Ordering
Para Llamadas En Español
(800) 786-1174

Choose 108 at www.macworld.com/getinfo



www.JandR.com

America Online Keyword: J&R

MAKE APPLE® THE CENTER OF YOUR DIGITAL WORLD!

www.JandR.com
NOW Faster & Easier
America Online Keyword: J&R

MP3

Apple® iPod® Portable MP3 Player

- Ultra-slim 568 hard drive, doubles as a FireWire® disk
- Only 6.5 oz. • iTunes® 2 software
- Rechargeable lithium polymer battery provides up to 10 hours of continuous playtime
- Includes high-accuracy stereo headphones

\$299.99 (APP M8513LL/A)

Samsung YP-700H XType™ Digital Music Player

- MP3/WMA play • 2xMP3 technology • 128MB flash memory • SmartMedia™ card slot
- Voice recording • Remote with FM tuner • USB • For Windows/Mac (SAM YP700H) **\$249.99**

Rio Riot Portable MP3 Digital Audio Player

- 20GB drive stores over 400 complete albums • FM tuner
- Backlit LCD • Headphones, case, AC adapter, rechargeable battery & software • For Windows/Mac (RDA 99248275) **\$299.99**

APPLE®

Apple eMac™ G4/700

128/40GB/CD-RW All-In-One Computer

- 700MHz PowerPC® G4 processor • 128MB SDRAM
- 40GB HD • CD-RW drive • 56K modem
- NVIDIA GeForce2 MX graphics with 32MB RAM
- 10/100 BaseT • 2 FireWire®/5-USB ports
- AirPort® wireless network ready
- 17" flat CRT display • Built-in speakers
- Small footprint design • Software bundle, including iMovie™ 2, iTunes™ 2 & more
- Mac® OS X & OS 9

\$1099.99 (APP M8577LL/A)

3-Year AppleCare® Protection Plan for eMac® Computers (APP M7812LL/B) **\$149.99**

MONITORS

NEC MultiSync® LCD1920NX

19" TFT LCD Color Monitor

- Up to 1280 x 1024 resolution
- 500:1 contrast ratio • 250 cd/m2 brightness
- XtraView™ technology provides 170° viewing horizontally & vertically
- Mfr. 3-year ltd. warranty • White or black

\$1199.00 (NEC LCD1920NX) **White** (NEC LCD1920NXBK) **Black**

Formac Display 1740 17.4" Flat-Panel LCD Digital Display (ADC)

- Up to 1280 x 1024 res. • 0.27" dot pitch • 160° viewing angle • 400:1 contrast ratio
- 10-25ms pixel response time • Apple® Display Connector (ADC) (FMC F031740-1) **\$799.99**

AG Neovo S-19 18.1" TFT LCD Color Monitor

- SXGA 1280 x 1024 max. res. • 0.294 pixel pitch
- 300:1 contrast ratio • DVI-D port • Analog/video/digital inputs • PC/Mac compatible (NBO S-19) **\$1299.99**

CD-RW Drive

Yamaha CRW2200FXZ

20x/10x/40x External FireWire® CD-RW Drive

- Max.: 20x write/10x rewrite/40x read/40x audio rip
- SafeBurn™ buffer management system eliminates buffer underruns
- 8MB buffer memory
- PurePhase Laser System™
- Optimum Write Speed Control™
- FireWire® (IEEE 1394) interface
- Nero Software Suite • Neato CD Labeling System • MusicMatch JukeBox • For Windows/Mac

\$149.99 - \$50.00 (YAM CRW2200FXZ)

Mail-In Rebate thru 10/31/02

\$99.99

APPLE®

Apple® iBook® G3/700

128/20GB/Combo Notebook Computer

- 700MHz PowerPC® G3 processor • 12.1" TFT XGA
- 128MB SDRAM • 20GB HD • DVD-ROM/CD-RW combo
- ATI Mobility Radeon graphics with 16MB VRAM
- 56K max. modem • 10/100 Ethernet
- i-Drive™/24USB ports • VGA/S/Composite-video out
- 4.9 lbs. • Mac® OS 9 & Mac® OS X (v10.1)
- iTunes™, iPhoto™ & iMovie™ 2

\$1499.99 (APP M8602LL/A)

3-Year AppleCare® Protection Plan for iBook® G3 Computers (APP M8094LL/A) **\$249.99**

DIGITAL CAMERAS

Canon PowerShot G2

Digital Zoom Camera Kit

- 4.0 megapixel • 3x optical/3x digital
- 3.6x digital zoom • 12 shooting modes • 3-point autofocus
- 1.8" Vari-angle LCD monitor
- Includes strap, video/USB cables, Adobe® Photoshop®, 32MB CompactFlash™, battery & remote

NEW LOW PRICE (CAN G2/KIT)

Olympus E-20N Digital SLR Camera

- 5.0 MP • 4x optical • digital seamless zoom • Dual card slots: SmartMedia™ (includes 32MB card)/CompactFlash™ • 1.8" TFT color LCD • For Windows/Mac (OLY E20N/SLR) **CALL**

Minolta DiMAGE 7i SLR Digital Camera

- 5 MP • 1.8" LCD • i-Access™ • 7x opt./2x dig. zoom • Wide/telephoto macro • Auto/manual focus • 1.6MB CF • USB • For Windows/Mac (MIN DIMAGE7i) **NEW PRICE**

MULTI-FUNCTIONS

Brother MFC-6800

5 In 1 Laser MultiFunction Center

- Flatbed plain paper fax, laser printer, digital copier, color scanner & PC Fax
- Laser printer: up to 10 ppm at 600 x 600 dpi & has parallel/USB interface • Digital copier features 10 cpm speed & zoom
- Color scanner: up to 9600 x 9600 dpi
- Printer, scanner & PC fax are for Win/Mac

\$449.99 (BRT MFC6800)

Hewlett-Packard LaserJet 3200m Laser Printer/Fax/Copier/Scanner

- Print: up to 9 ppm/1200 x 1200 dpi • PostScript emulation • Fax: max. 300 pg. memory & 275+ speed dialing • USB/parallel • Win/Mac

\$699.99 (HP C7055A)

APPLE®

Apple® G4 iMac® 800

256/80GB/SuperDrive™ All-In-One Computer

- 800MHz PowerPC® G4 processor • 256MB SDRAM
- 80GB hard drive • SuperDrive™ (DVD-R/CD-RW)
- NVIDIA GeForce4 MX graphics w/32MB SDRAM
- 56K modem • 10/100 Ethernet
- 17" widescreen flat-panel display
- 2 FireWire®/5-USB ports • Mac® OS 9.2/OS X (v10.1)
- iTunes™, iMovie™ 2 & more

\$1999.99 (APP M8812LL/A)

3-Year AppleCare® Protection Plan for iMac® G4 Computers (APP M7812LL/B) **\$149.99**

APPLE®

Apple® PowerBook® G4/800

512/40GB/Combo/GigE/AirPort®

- 15.2" TFT • 800MHz PowerPC® G4
- 512MB RAM • 40GB HD • AirPort® card
- DVD-ROM/CD-RW combo • 5.99 modem
- ATI Mobility Radeon 7500 graphics with 32MB DDR VRAM
- 10/100/1000 Ethernet
- i-Drive™/24USB ports
- DV/VS-video out • 5.8 lbs.
- Mac® OS 9.2/OS X v10.1

\$3199.99 (APP M8592LL/A)

3-Year AppleCare® Protection Plan for PowerBook® G4 Computers (APP M7812LL/B) **\$299.99**

DIGITAL CAMCORDERS

Canon GL2

MiniDV Digital Camcorder

- 3CCD image sensors • 1.7 MP
- Up to 1488 x 1128 resolution
- 20x optical/100x digital zoom
- Optical image stabilizer • 2.5" LCD
- MultiMediaSD card compatible
- Stereo mic. • USB/IEEE 1394

\$2499.99 (CAN GL2)

Samsung SCB80 MiniDV Digital Camcorder

- 680K pixel CCD • 10x opt./400x dig. zoom • 2.5" color LCD • Image stabilization
- Color OSD • Photo/Nite pix modes • IEEE 1394 in/out • Remote (SAM SCB80) **\$449.99**

JVC GR-DVL120 Digital CyberCam™ MiniDV Digital Camcorder

- 680K-pixel CCD • 2.5" color LCD • 16x optical/700x digital zoom
- Digital picture stabilizer • Playback effects • DV in/out (JVC GRDVL120) **\$449.99**

J&R

MUSIC WORLD
COMPUTER WORLD

www.JandR.com

7 Days
A Week
Anywhere
In The USA

TO ORDER TOLL FREE & RECEIVE OUR FREE CATALOGUE:

800-221-8180

Park Row • New York, NY 10038 • Fax: 800-232-4432

All Major Credit Cards Accepted
Overnight Delivery Available!

Order Code: MWM1002

(Prices Good Until 10/15/2002)

Not responsible for typographical or pictorial errors. Merchandise is brand-new, factory-fresh & 100% guaranteed! *Except where noted! Some quantities may be limited.

Choose 57 at www.macworld.com/getinfo

Win an Apple iPod!
Details on page 79



Official Rules

NO PURCHASE NECESSARY TO ENTER OR WIN. IF YOU DO NOT WISH TO BE BOUND BY THESE RULES, PLEASE DO NOT ENTER THE DRAWING.

HOW TO ENTER: Drawing is open to all Macworld readers (excluding current panel members) who complete the survey. This is an Internet only drawing. To enter, complete the survey at www.rsch.com/macsurvey and fill out the entry form at the end of the survey. The form must contain your name, mailing address, e-mail address, and daytime phone number. The information you provide in the survey is for research purposes and will be held strictly confidential. This information will never be sold or given away. No salesperson will ever contact you as a result of any information you provide us. Entry period begins at 12:01 a.m. (Pacific Time), on 8/06/2002 and ends at 11:59 p.m. (Pacific Time) on 11/12/2002. Participation constitutes entrant's full and unconditional agreement and acceptance of these Official Rules that shall be final in all respects. Only one entry is allowed per person. For the purposes of this promotion, an "entrant" shall consist of a person, family or household with a valid email address. Should multiple entries be received, all such entries will be disqualified. Late entries, ineligible entries, illegible entries and/or incomplete entries will not be accepted. All entries are subject to verification.

ELIGIBILITY: All pertinent survey questions must be answered to enter. Drawing is open to legal residents of the 50 United States or the District of Columbia who are 18 years of age or older upon entry. Persons in any of the following categories are NOT eligible to participate in this drawing: (i) persons who from or after January 1, 2001 were or are employees or agents of Mac Publishing, L.L.C. or its independent contractors; (ii) individuals engaged in the development, production or distribution of materials for this drawing; (iii) persons who are immediate family of any person in any of the preceding categories regardless of where they live; or (iv) persons who reside in the same household, whether related or not, as any person in any of the preceding categories.

WINNER SELECTION: On or about 11/19/2002, one prizewinner will be randomly selected under the supervision of Sponsor from all eligible entries received. The prizewinner will be awarded a 10-gigabyte hard drive Apple iPod (approximate retail value \$400). Any additional expenses incurred in connection with prize will be the sole responsibility of the prizewinner. Sponsor's decisions are final in all matters regarding this drawing. No negotiations will be entered into. The odds of winning depend on the number of eligible entries received. Winner will be notified by e-mail and/or telephone on or about 11/26/2002. For winners' list, send a self-addressed, postage paid envelope after 12/3/2002 to Macworld Online Drawing, 501 Second St., 5th Floor, San Francisco, CA 94107.

CONDITIONS OF PARTICIPATION: It is your responsibility to read, understand and ensure that you have complied with all of the conditions contained in these Official Rules. All entries become the property of Sponsor and will not be returned. Sponsor is not responsible for incorrect or inaccurate entry information whether caused by entrants or by error of the equipment or programming associated with

or utilized by Sponsor or by any technical or human error that may occur in the processing of the entries in the drawing. Entrant agrees to release and hold Sponsor, its officers, directors, affiliates, employees, contractors, subsidiaries, agents and partners harmless from and against all liability, arising from or in any way related to this drawing. Entrant shall indemnify Sponsor, its officers, directors, affiliates, contractors, subsidiaries, agents, employees and partners from and against all claims or suits and any damages or costs arising from or relating to entrant's violation or inaccuracy of any warranties or representations made relating to this drawing. Sponsor is not responsible for any fraud or misconduct on the part of entrants. Should an entrant engage in fraud or misconduct of any nature, including but not limited to a violation of the Official Rules, such participant shall be subject to immediate disqualification. Sponsor reserves the right in its sole discretion to cancel or suspend this drawing should virus, bugs or other causes beyond its control corrupt the administration, security or proper play of the drawing. Winners must respond within 72 hours from the time winner is notified. If a winner fails to respond within the time limit, winner shall have forfeited the prize and it shall be within Sponsor's sole discretion to select an alternate winner. Prize is non-transferable. No cash redemption or substitution will be allowed, except at Sponsor's sole discretion. If the prize is unavailable, Sponsor reserves the right to substitute a prize of equal or greater value. Winner may be required, in the sole discretion of Sponsor, to sign and return an affidavit of eligibility and a liability release within ten (10) days of prize notification or the prize may be forfeited and awarded to an alternate winner. Winners are responsible for all applicable Federal, State and local taxes. If these rules differ from any promotional or other materials published in connection with the drawing, these rules shall control.

LAW: This drawing is void where prohibited or restricted by law. All federal, state and local laws, rules and regulations apply. Drawing is governed by, construed, and enforced in accordance with the laws of the State of California, United States of America, without regard to any choice of law principles. As a condition of entering this promotion, entrants agree that (a) any and all disputes, claims and causes of action arising out of or connected with this promotion, or the prize awarded, shall be resolved individually, without resort to any form of class action, and exclusively by arbitration under the rules of the American Arbitration Association; (b) any and all claims, judgments and awards shall be limited to actual out-of-pocket costs incurred, including cost associated with entering this promotion but in no event attorney's fees; and (c) entrants hereby waive all rights to claim punitive, incidental and consequential damages or other damages, other than actual out-of-pocket expenses, and any and all rights to have damages multiplied or increased.


ENTIRE AGREEMENT: These Official Rules set forth the entire agreement between the parties relating to the subject matter hereof, and supersede all prior agreements and understandings relating thereto, whether oral or written.

DRAWING SPONSOR: Mac Publishing, L.L.C., 501 Second St., 5th Floor, San Francisco, CA 94107.

Macworld
THE MAC PRODUCT EXPERTS

Welcome to the Apple OS X Showcase

Macworld magazine, in conjunction with the Apple Developer Connection, built this very special Mac OS X Showcase section to keep you, our valued reader, apprised of the hottest products built especially to take advantage of Apple's new operating system. You can rest assured that this new section will grow with each passing month, spotlighting the coolest new products for Mac OS X. Be sure to check the Mac OS X Showcase monthly for a wide variety of new and innovative solutions that will make your Macintosh and Mac OS X experience as enjoyable as possible.



YOU'VE GOT YOUR NEW MAC. GREAT. NOW, ALL YOU WANT TO DO IS BUILD A SIMPLE, ELEGANT WEBSITE, POST YOUR PICTURES, PUBLISH AN ARTICLE, DRAW A LOGO, MAKE A PDF FILE, CUT UP SOME BUTTONS FOR THAT NEW WEBSITE, ANIMATE 'EM, AND TRACK HOW MUCH TIME IT TOOK YOU TO DO IT ALL. AND YOU WANT TO DO IT FOR LESS THAN \$300.

DRAW. PUBLISH. CREATE WEBSITES. ARCHIVE FILES. MAKE PDFS. MANAGE YOUR PICTURES. TRACK & INVOICE. ANIMATE. IDENTIFY. ARCHIVE AND MORE...

RATED FREAKIN' AWESOME BY MACADDICT!



STONE STUDIO:
8 NATIVE OS X
APPS THAT
SET YOU
FREE...



STONE STUDIO™
\$299



DOWNLOAD OR PURCHASE CD WWW.STONE.COM



Authorized
Training Center

macromedia
2002 AUTHORIZED
TRAINING PARTNER

Adobe
Certified Expert

Training CD-ROMs

- Photoshop 7 Up to Speed approx 7hrs - \$89.95
- Flash MX Up to Speed approx 6hrs - \$89.95
- Dreamweaver MX approx 8hrs - \$89.95
- Mac OS X Up to Speed approx 3hrs - \$39.95

Please visit our web site for demo movies and more information about our training products. Final Cut Pro & DVD Studio Pro coming soon!

www.trainsimple.com • (888)577-8333

SHOWCASE YOUR PRODUCTS TO

2+ MILLION
Macworld
READERS

CALL NOW 1-800-597-1594

*SOURCE: INTELLQUEST CIMS v.8.0

Macworld Showcase Featured Advertisers

OSX Showcase

Stone Design stone.com
Train Simple trainsimple.com

Developer Showcase

Mace Group macally.com
Sweetwater sweetwater.com
Granite Digital scsipro.com
PPX2 ppx2.com
Worth Data barcodehq.com
Time Palette timepalette.com
The PowerSource thepowersource.com
Gefen gefen.com
Photo Control photo-control.com
Tomatochip.com tomatochip.com
ADS Technologies adstech.com

Griffin Technology griffintechology.com
Escape Labs eskapelabs.com
CompuCable compucable.com
Marathon Computer marathoncomputer.com
Wiebe Tech wiebetech.com
MCE Technologies mce-tech.com
Lind Electronics lindelectronics.com
Hoodman Corporation hoodmanusa.com
Pitsco pitsco.com
iMac Clothes imacclothes.com
MarWare marware.com
Everything iPod everythingipod.com
Dr. Bott drbott.com
Total Recall totalrecall.com

Services Showcase

Fat Cow Hosting fatcow.com
Lazarus lazarus.com
Drive Savers drivesavers.com
Silicon Valley CD svcd.net
Mac Solution Experts macsolutionexperts.com
Postcard Press postcardpress.com
Copy Craft copycraft.com
Creative Juices bigposters.com
Global Print Runner globalprinrunner.com
Presentation Services imagers.com
AmericasPrinter.com americasprinter.com
Sharpdots sharpdots.com
MacPro mac-pro.com
MegaMacs megamacs.com

Direct Showcase

PowerOn Computers poweron.com
Modern Postcard modernpostcard.com
POS Direct posdirect.com
PowerMax powermax.com
Otherworld Computing macsales.com
Shreve Systems shrevesystems.com
TD Curran tdcurren.com
Mac of all Trades macofalltrades.com
MacPort macport.com
1-800-4-Memory 18004memory.com
Journey Educational journeyed.com
Musitek musitek.com
Academic Superstore academicsuperstore.com
Mac Solutions macsolutions.com
Data Memory Systems datamem.com

For more information, contact Niki Stranz or Carol Johnstone at (800) 597-1594.



We Proudly Present Our New Line of All White Peripherals!


With functionality and form in mind, Macally brings to you our newly designed ultra slim extended keyboard, radio frequency wireless mouse and optical mice. Our products will greatly improve your productivity and compliment your Mac.



icEMOUSEJR



icEMOUSE



Call us for dealers near you 1.800.644.1132
www.macally.com

Choose 159 at www.macworld.com/getinfo



Give your Mac music lessons.

The Mac on your desktop has more music-making power than the multi-million dollar facilities of yesterday. Are you realizing its full creative potential?

Sweetwater has been at the forefront of music and computer technology for years. We provide expert sales and service to countless musicians, music enthusiasts and audio professionals. Our friendly and knowledgeable sales staff know computer-based audio better than anyone, and are ready to answer any question you may have about music production and your computer. Whether you're new to computer-based audio production or you're a seasoned veteran looking for reliable advice and a good price on the latest upgrade, Sweetwater is here for you.

Call us today at (800) 222-4700 and discover why there's no better company than Sweetwater to help you make music on your Mac.

Sweetwater®

music technology direct™

(800) 222-4700

www.sweetwater.com

5335 Bass Road • Fort Wayne, IN 46808
Tel: (260) 432-8176 • Fax: (260) 432-1758



(800) 222-4700 • Your one-stop shop for all things computer and music • www.sweetwater.com

FireWire 1394 RAID - ULTRA 320 SCSI - Custom Cables

If you want Ultra SCSI Performance use our Quality Cables & Active Terminators. High Performance Solutions for Ultra100 IDE and FireWire Improves Performance

FireVue™ FireWire Case Kits

\$139 3.5" 5.25"

Simply add your IDE drive to our case and you have an instant FireWire Drive. Two models, 3.5" and 5.25". Supports Hard Drives, CD-Roms, tape, and a variety of other devices.

- 50 Watt Power Supply
- 40MB/s Fast FireWire
- 1 Year Warranty
- Supplies power to bus

Cases come with additional face panels.

Now with ATA-6!

FireVue™ FireWire Bridge Boards

If you have an existing case or if you want to have an internal drive connected to the FireWire bus then this is the solution for you. It plugs into any IDE Hard Drive and converts it to FireWire. With its super fast 40MB/s operation it's the fastest choice on the market to date.

\$89

- Up to 2 Drives supported
- Large Capacity Drives Supported
- Fast 40MB/s speed
- Mounts in any case

FireVue™ FireWire to Cardbus

The perfect solution for any POMA Laptop or Portable computer. This card is both Mac and PC compatible. Gives you two 1394 6-pin FireWire connectors. Supports up to 400MB/s speed. Optional Power Supply.

FireVue™ FireWire to PCI Host

\$69 Gives you four 1394 6-pin FireWire connectors. IEEE Standard compliant with auxiliary power connector on card. Supports up to 400MB/s speed. Works with Mac OS 8.6 or newer, just plug it in. Also supports Windows 98SE, ME, 2000, and XP.

\$99 Active Digital SCSI Repeater

- Models for all SCSI types
- Fixes SCSI Cable Problems (up to 18')
- Doubles Cable Length (up to 18')

SCSVue™ Gold Diagnostic Cables

\$39 From: **\$109**

Benefits:

- No Loss Of Important Data
- Faster Performance
- Test Cable Integrity

Features:

- Diagnostic Indicators
- Large Ferrite Filters
- Triple Shielding (Unique Design)
- Double Gold 20u" Plated Connectors
- Diagnostic Indicators
- Large Ferrite Filters

Gold VHD Ultra320 SCSI Cable

Features:

- New .8mm Ultra 320 SCSI Connector
- Triple Shielding (Unique Design)
- Double Gold 20u" Plated Connectors
- Diagnostic Indicators
- Large Ferrite Filters

LVD-TPO Teflon® Internal Cables

Benefits:

- Less Errors, Ultimate Performance
- Silver Wire Improves Signal Quality

Features:

- Perfect 90 or 132 Ohm Impedance
- Custom in 1 Day
- Triple Pronged Connector - Gold contacts Silver Wire

From: **\$39**

Three models to choose: • 50 IDC • 50 Cen • 68 MD

FIREWIRE PRODUCTS

Our NEW FireWire RAID Systems will transfer data at speeds up to 100MB/s!!!

FireVue™ FireWire RAID systems offer up to 800 gigabytes of storage. Using the second generation of FireWire. We are now able to get a true 40MB/s data transfer rate; using 3 channels our data transfer rate hits 100MB/s!

800 Gigabyte 8 Hot-Swap Bays

\$3999 System **\$1599** Case Kit

400 Gigabyte 4 Hot-Swap Bays

\$1999 System **\$799** Case Kit

200 Gigabyte 2 Hot-Swap Bays

\$999 System **\$399** Case Kit

Our Hot-Swappable RAID Systems offer quick and easy bay interchangeability and complete fault tolerance. Each Hot-Swap Bay includes 2 fans and our exclusive Blue Neon Light. Systems can be custom configured to your specific needs. Our RAID Systems use standard IDE ATA100 Drives offering low cost and high reliability.

FireVue™ FireWire Adapters

These FireWire 1394 Gender Changer and Cable Extenders allow you to use your current cables to extend or change your connector ends. Combined with the added versatility that these devices offer is the ability to also monitor 1394 power. Our exclusive LED circuit lets you know that power is being supplied to the 1394 bus.

\$19.95

FireVue™ FireWire Snap-In Cables

These Snap-In FireWire Cables allow you to easily install a FireWire drive into any existing case or computer. 6", 12", 18", 30"

\$13.95

FireVue™ Gold FireWire Cables

Diagnostic LED monitors power on the FireWire cable. Gold Connectors, Ferrite Beads, and perfect cable characteristics. Lengths up to 32', both 4 and 6 pin.

Our 32' 6 pin to 6 pin Cable is a Granite exclusive. These cables go longer because they are made better! 2x Specification.

\$19

FireVue™ FireWire 6" Patch Cables

LED shows that power is being supplied. 6" Patch Cable connects External Cases or Internal Drives in RAID Cases. Large Ferrite Bead protect cable from static and noise interference.

\$19.95

ULTRA 320 SCSI PRODUCTS

SCSVue™ Ultra 320 SCSI Cases

From: \$99

Options:

- Ultra 320 LVD Cable Kit
- Dual Hot-Swap Redundant PS
- Hot-Swap SCSI Bays w/ Bracket
- 2-3 Fan Bay Coolers w/ Brk
- Temp Alarm System

• Ultra SCSI Custom Teflon Cable Available

• Custom Enclosures in 1 Day for RAID & Arrays

SCSVue™ SCSI Cable Tester - LED Readout

This Digital SCSI Cable Tester can test all the popular cable styles for opens, shorts, and unreliable operation. Battery powered for easy use.

\$99

Three models to choose: • 50 IDC • 50 Cen • 68 MD

SCSVue™ SCSI RAID Enclosures

From: \$999

Our 8 Bay Rack Mount Enclosure includes a 250 watt power supply. These cases are commercial quality. Optional rails are also available.

SCSVue™ Rack Mount RAID

Our 8 Bay Rack Mount Enclosure includes a 250 watt power supply. These cases are commercial quality. Optional rails are also available.

\$399

Bay Cooler Kit keeps those HOT Ultra SCSI Drives COLD as ICE!

Dual Fan & Bracket **\$29**

HOT SWAP Pull Out Bays Compatible with all 50 pin & 68 pin SCSI Buses up to Fast SCSI 2. From: **\$79**

FireVue™ FireWire Hot-Swaps

Hot-Swap Case Kit \$229

Additional TRAYS **\$29.95**

FireVue™ FireWire Hot-Swap Case Kits offer versatility and low cost transportable data storage. You simply buy the kit and as many extra bays to hold all the storage you need. Perfect for video production jobs, just dedicate a drive and bay for every job. With the low cost of IDE storage this system is one of the most cost effective "on-line" storage systems available.

Hot-Swap w/ 60 Gig IBM \$399

Hot-Swap w/ 100 Gig WD \$519

Hot-Swap w/ 120 Gig IBM \$579

Above systems include, everything needed to plug and play on any Mac or Windows 98SE, ME, 2000, XP platform.

FireVue™ FireWire Hot-Swap Bay \$159

The Hot-Swap FireWire Bays fit all standard 5 1/4" openings. Can be used in any standard enclosure computer opening. Comes with Neon glow bar indicator, Ultra fast 40 MB/s second generation speed, and two cooling fans.

FireVue™ FireWire 6 Port HUB \$99

These FireWire 1394 HUB / Repeater allow you to connect up to 6 devices. They can also be wired together to offer unlimited capabilities. Power Supply guarantees proper operation of many devices at the same time and rejuvenates the lines.

SCSVue™ Active Terminator

From: \$39

Seven models available with optional Remote LED Pak. These are the finest terminators available, they fix SCSI problems and improve reliability.

Benefits:

- Improves SCSI Bus Performance
- Less Errors, More Reliable Data Transfer
- Diagnoses Problems
- Analyzes Signal Quality

Features:

- Active Regulation
- Fast 50 & Fast Wide 68
- Status Indicators
- Gold Contacts

Hot Swap Powered Terminator

\$49 Now you can safely remove any SCSI device from a SCSI chain by simply clicking a switch. Optional Power Supply provides termination power to portable setups or when termination power is not being supplied properly.

Gold Diagnostic Adapters

From: \$39

- 68 Pin Drive to 50 Pin IDC (runs wide drive as narrow)
- 80 Pin SCA Drive to 68 Pin (converts SCA to 68 SE or LVD)

Ultra-320

For Adapter: Ultra Wide Cards

- Adapters with partial termination built in for 68 to 50 converters (converts Host Adapter)
- 68 Pin to 50 Pin Centronics or 50 Pin Micro Adapters

FREE Technical Support!!!

Available to everyone, customer or not.

Granite Products Are The Best Because They're Engineered Right.

Granite
DRIVE+TALE

Granite "The Solution Company"

3101 Whipple Rd. Union City, CA. 94587 Ph: 510-471-6442 Fax 510-471-6267

Choose 186 at www.macworld.com/getinfo



Get Smart

Granite
Digital

www.granitedigital.com

The FireWire Drive with a technician built in.

Ever wondered what's really going on inside that box? With the new line of **SMART Drives** from Granite Digital, you will never have to wonder again. This FireWire IEEE1394 enclosure includes a Microprocessor and LCD display that will tell you everything you ever wanted to know about your drive's condition. It's like having your own technician built into every case. The case also monitors drive performance for speed-intensive operations like DV and AV and it helps keep your data safe and secure.


So, if you're looking for the safest place to store your data, and if you like the idea of knowing what's going on before you have a problem, then the **SMART Drive** from Granite is the drive for you.

Unlike other FireWire companies, Granite writes its own firmware and supports more drives than anyone else. Our easy to use upgrade and browser utilities keep us ahead of the competition while giving our customers the information that they need....spoil yourself and Get Smart.

Get Hot

Hot-Swap that is. The new Granite **FireWire Hot-Swap Drive** is one of the most versatile storage systems on the market. With the low cost of IDE hard drives you can now affordably use hard drives to backup your computer, transport large amounts of data, dedicate drives for projects, and completely eliminate the need for tape drives and other archival systems. It's the ideal solution for your removable storage needs, and it is faster than all other types of archival systems.

The key to our **FireWire Hot-Swap Drive System** is our low cost hard drive trays. These affordable trays hold low cost IDE hard drives. Both Macintosh & Windows 98SE, ME, 2000, and XP are completely supported without the need of any software or additional drivers...just plug it in and you are up and running.



- Fast FireWire 40MB/s data transfers.
- Uses low cost IDE drives.
- Large affordable backup solution.
- Perfect for DV or AV projects.
- Unlimited storage capabilities.

Additional Drive
Trays are only
\$29.95



• 3101 Whipple Rd., Union City, CA. 94587 • 510-471-6442-tel • 510-471-6267-fax •

Choose 186 at www.macworld.com/getinfo

PubPro X2

The next generation
publication management
software

www.ppx2.com
pubpro@mac.com


If you publish, then you need to take a look at PPX2. From invoicing to subscriptions and sales tracking to accounting, PPX2 is proven to save **time**, **money** and **effort** in the production of magazines, newsletters and other media.

Cross platform, web and mobile ready

\$29.95
Native on OS X

Time Palette™ 5.0

The premiere world time & mapping tool



...an indispensable tool for the international business traveler." -MacReview

www.timepalette.com

Bar Code Headquarters

Broad selection of Mac bar code products

- Portable Bar Code Readers
- Integrated USB Readers
- Keyboard Readers
- Wand, CCD or Laser Scanners
- Magstripe Scanners
- Wireless Scanners
- Wireless Interactive RF Terminals
- Postscript Bar Code Fonts
- Polyester Label Stock
- Made in the USA



Call us toll-free at 800-345-4220

or visit us online at www.barcodehq.com

- Technically superior products
- Shop online at www.barcodehq.com
- Free Catalog & Bar Code Primer
- 30 day money-back guarantee
- 18 years of dedicated customer service
- Toll-free technical support
- Same-day shipping
- Free 2-day air in US

Ph. (831) 458-9938 • Fax (831) 458-9964 • Email wds@barcodehq.com



NEW

\$39.95 each

introductory price

AC & Auto Adapters

for iBooks & PowerBooks

We made them for VST!
Global designed for total reliability
More power than competitors (50w)
One year warranty

Order directly from:
ThePowerSource.com
portable power specialist

QUICKVOICE

Personal Recorder,
Voice Reminder,
Voice Email, and
Voice Stickers

For Ideas • Memos • "To Do's" •
Meetings • Multimedia Audio •
Lectures • Reminders • Journals

Featuring:
10 Recording Channels • 99 Messages Per
Channel • One-Click Recording • Unlimited
Recording Time • One-Click Voice Email

Download
Only \$19.95

Highly Rated! (4.8 of 5)
See iTools, MacGeneration, Version Tracker, CNet

www.quick-voice.com

Capture your thoughts with the click of the mouse!

SHOWCASE

YOUR PRODUCTS

TO OVER 2 MILLION READERS

*SOURCE: INTELLIGENT CIMS v. 8.0

Macworld

1.800.597.1594

ADC • DVI • CAT-5 • USB

Extenders • Converters • Switchers • Distribution • Adapters

ex·tend·it ADC Switcher

ADC, DVI, USB and Audio Switcher

Ideal for switching Monitor, Keyboard/Mouse and Audio
between two computers connected to an ADC Flat Panel Display



the ADC switcher

Professional Series
ex·tend·it

DVI to ADC
Conversion Box

Extends and Connects an
Apple Flat Panel Display to any Mac or PC Computer

Macworld

800-545-6900 www.gefen.com

Docking Stations for G4 PowerBooks and 2001 iBooks

'244" titanium
'229" black

'159" white
'144" black



Convert your PowerBook or
iBook to a desktop system in seconds.

- Eliminates cable confusion and damage to connectors.
- New release levers for easier docking and undocking.
- Adds only 3" to rear when docked.
- Also available for G3 PowerBooks.



BookEndz

A Division of Photo Control Corporation
4800 Quebec Ave. N, Minneapolis, MN 55428
Phone: (763) 537-3601 • Fax: (763) 537-2852
www.photo-control.com

www.bookendzdocks.com

BookEndz Lindahl

Norman Camera

TomatoChip.com

Your source for
Mac Peripherals,
USB & FireWire Solutions,
and Networking Products



USB Programmable Mouse

Starting at **\$6.99**

Shown: USB Programmable Mouse



FireWire and USB Hard Drive Conversion Kits

Starting at **\$87.99**

Shown: 2.5" HDD Conversion Kit



FireWire and USB Cables

Starting at **\$0.99**

Shown: USB Extension Cable



USB and FireWire Hubs

Starting at **\$7.50**

Shown: 2-port USB Hub

... and more!

tomatochip.com

Indulge Your Mac.

Connect

Connect - Add more USB and FireWire ports to
your notebook or desktop computer



PYRO 1394DV for Notebooks

- Add 2 FireWire ports (one 6-pin & one 4-pin) to your Mac notebook - \$99



USB Turbo 2.0 for Notebooks

- Add 2 USB ports to your Mac Notebook
- Supports all USB 1.1 compliant devices - \$79



PYRO 1394 6-Port Hub

- Connect more FireWire devices to your Mac and easily add devices without crawling behind your computer - \$69



USB Ultra Hub 4

- Connect more USB devices to your Mac and easily add devices without crawling behind your computer - \$29

USB Cable

- Connect your USB printer, scanner, or other devices to your Mac with this 6', A to B, USB cable - \$19

Create

Create - Tools for capturing, editing, and sharing
videos with your Mac



USB Instant Video

- Capture video/audio, from any video source, quickly and easily through your USB port.
- Includes MovieWorks LE
- Edit your video, share it over the Internet, or save it on CD as a VCD - \$69



PYRO 1394 WebCam

- High-quality, FireWire video conferencing with the clearest images on the Net
- Includes Mac software for video conferencing with both Mac and PC users
- Support for OSX - \$79

USB Instant DVD for Mac

- Capture analog video from any video source.
- Create DVD movies with Pixela DVD authoring software.
- DVD Studio Pro plug-in included.
- Apple Superdrive and iDVD not required

COMING SOON!



Store - Add hard drives, CD-R, or DVD drives without
ever opening your computer with these FireWire and
USB Drive Kit solutions. Simply install the hard drive
of your choice and create reliable, external storage.



PYRO 2.5" Drive Kit

- Convert your 2.5" notebook hard drive into an external FireWire drive - \$99



PYRO 1394 Drive Kit

- Convert your IDE hard drive or CD/DVD drive into an external FireWire drive - \$99

USB 2.0 Drive Kit

- Convert your IDE hard drive or CD/DVD drive into an external USB 2.0 drive (backwards compatible with USB 1.1) - \$99



PYRO AV Link

- Convert analog audio/video to DV and edit analog sources in DV format.
- Compatible with Final Cut and iMovie.
- Send out to analog and save to tape.
- SVHS/composite/audio in and out connectors & component video input included.

\$299

ADS products are Available everywhere including: Safe Harbor, Mac Zones, Mac Mall, CompUSA, Circuit City, B&H Photo, Video Guys, DV Direct, Data Vision, CWOL.com, J&R Music World, Micro Center, and more!



Cerritos, CA - 800-888-5244
www.adstech.com

What can PowerMate do for you?



Take It For A Scroll

PowerMate is the fastest way to scroll through long text documents, spreadsheets, web pages. With a flick of the wrist, you get to the bottom of the story in record time.



Pump Up The Volume

PowerMate is the coolest volume knob your desk has ever seen. Crank up your MP3s and CDs. Then with a push of its button, mute your music to answer the phone and handle the complaints.

Make Movies With A Twist

Edit your video masterpiece with your very own Jog/Shuttle wheel. Use PowerMate to scroll through and trim unwanted footage with the push of a button.



Power Control

PowerMate is an assignable controller. That means you can program it to do anything you want in any application. Program the wheel to scroll your email, set the button to switch to your browser. Customize it to your needs and get wild.

PowerMate USB Multimedia Controller & Input Device

ONLY
\$45⁰⁰

PowerMate is the coolest volume knob your Mac has ever seen and so much more. Use it to edit iMovies, scroll through long documents and web pages. Best of all, PowerMate is an assignable controller. Program it to do anything you want in any application. PowerMate - take it for a spin.



JUST
\$35⁰⁰

iMic

USB Audio Interface

- Adds stereo audio input to your Mac
- Plug-and-Play, no software required
- Portable, no installation or power needed
- Supports MP3, QuickTime and AIFF files



JUST
\$39⁰⁰

USBAudio Hub

4-Port USB Hub for Audio

- Optimized for USB-based audio recording
- Works both powered and unpowered
- External power supply included
- Functions as standard USB 4-port hub



ONLY
\$19⁹⁹

PowerPodAuto

Ultimate iPod Car Charger

- Works with any cigarette lighter or 12V accessory port in your car, truck or boat
- Charges while playing your music
- Uses any FireWire cable for custom fit

Now you have two **easy** ways to purchase your Griffin Technology product directly.

Order by phone at 615-399-7000 or **order online** at www.griffintechnology.com/store.

GRIFFIN TECHNOLOGY

ORDER NOW **615-399-7000**

www.griffintechnology.com

Got OS X TV?**MyTV2GO and MyTV...
TV for your Mac****Eskape**
A Hauppauge Company

From \$79

From \$134

**Now with OS X support included**download new OS X software at www.eskapelabs.com/tech.html**You've got to see it to believe it!**www.eskapelabs.com

20/30/40 GB of Video, Music, Photos, and Data... To Go!

X-MeM**XPAND YOUR STORAGE INSTANTLY.
XPEDITE FILE TRANSFERS.**

- Cartridge & Reader design maximizes portability
- FireWire and USB compatible (adapters included)
- Built-in 3-port FireWire repeater allows daisy-chaining
- MacOS 9.1/X, Win98SE/ME/2000/XP compatible

**CompuCable**
Manufacturing Group

Available at

**INGRAM
MICRO****CDW****WAREHOUSE**1-800-344-6921
X-MeM.compuccable.com

Jump back,
Jack,
we can put
your Mac
inside of any
standard
19-inch
equipment
rack.
That's not
all that
Marathon
can do;
we can put
your monitor
inside there
too.
Your CRT,
your LCD,
we can
rack it up
as easy
as
A B C

**RACK
YOUR
WORLD****G-Rack for G4****MARATHON
COMPUTER**
www.marathoncomputer.com
 email: info@marathoncomputer.com
 800-832-6326 • 615-367-6467

With iRack
for iMac
and a 40-
Unit high
rack, put
forty CPUs
in one six-
foot-high
stack.
Get off of
the desk,
get up off
the shelf.
You got
your Mac,
we got
your rack,
install it
yourself.
We're
Marathon.
That's all.
We're
gone.

Choose 164 at www.macworld.com/getinfo**As
Seen At
MAC
WORLD****Make any Notebook
or
3.5" IDE drive
a FireWire™ drive!****FireWire™ DriveDock™**

- FireWire Bridge Solution
- Uses AC Adapter

**FireWire™
Notebook DriveDock™**

- Bus-powered Notebook
FireWire Bridge

Super DriveDock™

- Stand-alone Bus-powered
FireWire Bridge for 3.5" Drive

All feature high-speed Oxford
Semiconductor 911 FireWire Bridge
 Buy online at: www.wiebetech.com
 Phone: 316 744 8722 Fax: 316 744 1398
wiebetech
The Leader in FireWire Storage Devices

A Division of Apple Computer, Inc.



Storage Solutions and Portable Accessories

www.mcetech.com

MCE CD-RW/DVD Combo Drive Upgrade for PowerBook G4

- For PowerBook G4 (400MHz, 500MHz, 550MHz and 667MHz)
- Slot-loading mechanism
- Compatible with Apple's iTunes and Finder Burning utilities
- Compatible with Mac OS 9 & Mac OS X
- Optional Toast CD recording software
- Dealer installation required*
- MSRP \$299



8x8x8x24

* Contact MCE for a list of local authorized dealers

Lucid 24x10x24 Portable FireWire CD-RW Drive



24x10x24

- Ultra-slim and Ultra-lightweight
- Buffer Underrun Error Prevention
- AC adapter not required on a self-powered FireWire bus
- Compatible with Apple's iTunes and Disc Burner software
- Compatible with Mac OS 9, Mac OS X, and Windows 98SE or later
- Toast CD recording software and FireWire cable included • MSRP \$299



Find other great MCE products at www.mcetech.com
800.500.0622 • 949.458.0880



© 2002 MCE Technologies, LLC. All rights reserved. MCE and the MCE Technologies logo are trademarks of MCE Technologies, LLC. Mac, the Mac logo, PowerBook and iBook are trademarks of Apple Computer, Inc., registered in the U.S. and other countries. All other trademarks are the property of their respective owners.

MCE 16x Internal iMac CD-RW Drive

- Simple user installation
- Bootable
- Customizable
- Buffer underrun error prevention
- Convenient tray-loading mechanism
- iTunes, Disc Burner and Mac OS 9/X compatible • MSRP \$199



16x10x24

TransPORT Pro Portable FireWire and USB 2.0 Combo Hard Drives

- High performance 5,400 RPM drives
- Ultra-fast Oxford 911 FireWire bridge chip
- Small enough to fit in the palm of your hand
- AC adapter not required on self-powered FireWire bus
- 20GB, 40GB, and 60GB capacities
- Full 2 year warranty



HIGH PERFORMANCE!

Battery Charger for iBook (12.1" dual-USB) Li-Ion batteries

- Charges two batteries simultaneously in about 3.5 hours
- Lightweight and compact
- Universal AC adapter
- MSRP \$149



MobileStor PowerBook Internal Hard Drives

- Extremely helpful installation kit included FREE!
- Up to 60GB of high-speed internal storage



www.powerbook1.com

secure online ordering by MCE Technologies



HIGH PERFORMANCE PORTABLE DRIVES!



MobileStor

Internal PowerBook Hard Drives

20GB 30GB 40GB 60GB

\$119 \$149 \$179 \$399



Transport Pro

Portable FireWire/USB 2.0 Combo Hard Drives

\$229 \$279 \$299 \$529



Xcarét Pro

G3 Expansion Bay Hard Drives

\$199 \$249 \$279 \$499

Do-It-Yourself Portable Hard Drive Kits
Turn your old internal PowerBook drive into a portable drive!

Transport Pro Portable FireWire/USB 2.0 Kit \$139
Xcarét Pro Expansion Bay Kit \$129



Xcarét Pro



Expansion Bay

24x10x24 CD-RW Drive

for PowerBook G3 98 & 99/2000

\$299

8x8x8x24 Expansion Bay

DVD/CD-RW Combo Drive

for PowerBook G3 99/2000

\$349



FireBay




FireWire Expansion Bay

Turn your expansion bay drives into external FireWire drives!

\$169



Xbay Case



Excellent Protection for Expansion Bay Drives

\$19



AC Power Adapters Auto Power Adapters

for PowerBook G4 and only \$44.95 each

PowerBook G3, 3400, 2400, 1400 and original iBook

• Convenient, low cost power adapters for your PowerBook or iBook

• Get one for home, office and anywhere else you use your computer



PowerBook G4 Titanium

- 667MHz G4 • 15.2" Display
- 384MB SDRAM memory
- 40GB Ultra ATA hard drive
- Gigabit Ethernet • 56K internal modem
- DVD/CD-RW Combo Drive
- FireWire port • 2 USB ports

40GB Hard Drive!

\$2495

iBook



- 800MHz G4 • 15.2" Display
- 512MB SDRAM memory
- 40GB Ultra ATA hard drive
- Gigabit Ethernet • 56K internal modem
- DVD/CD-RW Combo Drive
- FireWire port • 2 USB ports

40GB Hard Drive!

\$3195

- 700MHz G3 • 12.1" Display
- 256MB SDRAM memory
- 30GB Ultra ATA hard drive
- 10/100 Ethernet • 56K internal modem
- DVD/CD-RW Combo Drive
- FireWire port • 2 USB ports

30GB Hard Drive!

\$1535

MARWARE

SportFolio

Neoprene Case for PowerBook G4

• Easy access front pocket

• Roomy, zippered back pocket

• Large, secure interior pocket

• Protective plastic inner shell

• Padded for all-around protection

• Shock absorbing shoulder strap

\$39.95

SportFolio II

Neoprene Case for dual-USB iBook

• Play-thru face

• Protects iPod

• \$39.95 each

• \$39.95 each

• \$39.95 each

• \$39.95 each

• \$39.95 each

• \$39.95 each



Klear Screen

PowerBook/iBook Screen Cleaner

6-pack \$10



Podium CoolPad

Adjustable keyboard tilt

• Roomy, zippered back pocket

• Heat dissipation by natural convection

\$30



LapBottom

Comfortable and ergonomic way to use your laptop where it was meant to be!

\$25

\$25

\$25



PowerBook & iBook Memory Upgrades!!

See web site for lowest pricing!!

\$25

\$25

Visa / MC / AmEx / Discover / P.O.

info@mcetech.com

1-800-5000-MAC

949-458-0800 • fax 949-458-1803

LIND
"Your Essential Source"

Power Accessories for Mobile Computing

***New Smaller - Lighter**
Powerbook Auto/Air Power Adapters

Only 6.5 oz
3.75" long

Adapters in stock
for all G4s, G3s & iBooks!
Now only \$79.95

Order online at:
www.lindelectronics.com
or Call 24hr/7days a week to order:
#800-897-8994

Rugged Lind adapters feature:
Durable ABS housing
Fault protection circuitry
with Automatic reset
Nylon carrying case
3 year warranty

Lind Electronics, Inc. 6414 Cambridge Street, Minneapolis, MN 55426 #952-927-0303

See Your Laptop's Screen Outside!

\$39.95

800.818.3946
www.HoodmanUSA.com

LEGO MINDSTORMS
FOR SCHOOLS

LEGO Mindstorms for Schools is the educational version of the popular LEGO robotics product which also works on most Macintosh computers. We now have in one complete package everything you need to use the LEGO Mindstorms materials on your Macintosh. Visit us online.

www.pldstore.com

imacclothes™

Light and airy,
yet fully functional,
imacclothes are designed
to complement and
protect your computer.

iMac screen shirt

Order online at
www.imacclothes.com

EXTREME GEAR
for your Apple® portables

SportFolio™ cases for
iBook and Titanium
G4 Powerbooks
all cases available
several colors
& styles

NEW!
SportSuit™
Convertible
for iPod!

www.MARWARE.com

**Register To Win
A FREE iPod™**
*No purchase necessary

**The iPod™
Groove Jacket**

a translucent,
silicone
iPod case

Get Your Groove On!

Only At...

everythingipod.com
The Number One Source For iPod Accessories.

SHOWCASE SUCCESS

"Macworld Showcase has been the very best advertising dollar our company has spent since we went into business."

TED BIRMINGHAM, CEO
IPROOF SYSTEMS

Macworld
1.800.597.1594

CoolMac Keyboard



CoolMac™ Keyboard

This silicone-cast keyboard is completely rollable and liquid resistant, making it perfect for travel or harsh conditions.

Distributed by
Dr. Bott

The CoolMacKeyboard
is the world's most flexible
keyboard, in more ways than one.



Dr. Bott's complete focus is serving resellers with hundreds of products from over 30 manufacturers. We scour the globe to bring you the best Mac products. New resellers and manufacturers are always welcome.

503.582.9944

www.drbot.com

877.611.2688 (Toll Free)

Choose 173 at www.macworld.com/getinfo

SHOWCASE SUCCESS

"Macworld Showcase has been the very best advertising dollar our company has spent since we went into business."

TED BIRMINGHAM, CEO
IProof Systems

Macworld

1.800.597.1594

DATA RECOVERY

Damaged drive? Lost files? Call us!

**FASTEST TURN-A-ROUND
IN-LAB OR REMOTE RECOVERY
GUARANTEED RESULTS**

TOTAL RECALL
THE DATA RECOVERY COMPANY

800-743-0594

www.totalrecall.com

Three Regional Service Centers!

COLORADO • FLORIDA • NEVADA

Choose 119 at www.macworld.com/getinfo

Data Recovery in hours.

■ Over 10 years of experience with clients worldwide including Apple, NASA, HP, and FedEx.

■ We've recovered more than half-a-million megabytes of Mac Data alone.

■ You only pay when there's a recovery.

■ Express One-Day Service is available.

■ Call 24 hours a day.

415-495-5555 • FAX 415-495-5553 • RESTRICTIONS MAY APPLY
381 Clementine Street • San Francisco, California 94103



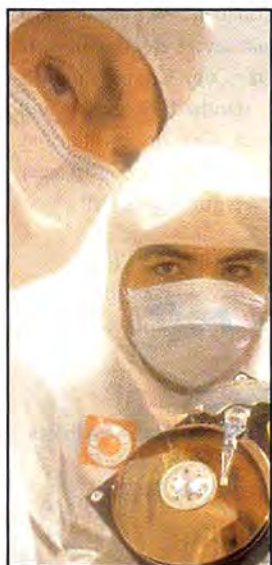
LAZARUS
DATA RECOVERY

Working at the speed of business.

800-341-DATA

DATA RECOVERY: 800-440-1904

7 great reasons to choose DriveSavers:



- Fastest, most successful data recovery service.
- Recommended by all hard drive companies.
- Advanced, proprietary techniques.
- 24-hour and weekend services available.
- Instantly retrieve recovered data with DATAEXPRESS™.
- Featured on CNN, BBC, MacWorld, MacAddict, and many others.
- Government Contracts.



"We Can Save It!"

Visit DriveSavers at www.drivesavers.com

©2002 DRIVESAVERS, INC. 400 BEL MARIN KEYS BLVD., NOVATO, CA 94949 INTL: 415-382-2000

big hosting plan.
simple price.

- 100MB disk space
- 100 email accounts
- 5GB monthly transfer
- Shopping Cart
- Frontpage Extensions
- CGI, PHP, MySQL
- Control Panel
- Lots more!

WWW.FATCOW.COM/MAC

Toll Free: 1-866-506-9572

CALL SILICON VALLEY CD

FOR CUSTOM SILKSCREENED BLANK CD-R DISCS, AND...



CD/DVD MANUFACTURING
AND PACKAGING



CD-R DUPLICATION WITH
CUSTOM PACKAGING



BusinessCardCD™
OPTICAL BUSINESS CARDS

Why use Silicon Valley CD? Listen to a satisfied customer:

Our client as well as our own crew could not be happier with the work you did for us. As I stated in my earlier e-mail, prompt, courteous and thoroughly professional...and a beautiful product!

— M.E. Morganteen
President, Design 5 Creatives
June 13, 2002

CALL TODAY!
800-255-4020
WWW.SVCD.NET

FAST Turnarounds
EASY Ordering



ORDER BLANK CD-R DISCS AND
SUPPLIES IN OUR ONLINE STORE!



**SILICON VALLEY
CD**
since 1992

44799 Industrial Drive, Fremont, CA 94538 Tel: 510-933-1224 Fax: 510-933-1225

Macintosh® Service & Support

Nationwide, On-Site Office & Home
Provided by Local Mac Solution Experts

- ◆ Troubleshooting
- ◆ Networking
- ◆ Upgrades
- ◆ Graphics
- ◆ Training
- ◆ Database
- ◆ Digital Video

Mac
Solution
Experts

1-877-865-6813
www.MacSolutionExperts.com

BIG POSTERS™ HUGE DISCOUNTS

HIGHEST QUALITY PRINTS AT THE BEST VALUE AROUND • STATE OF THE ART EQUIPMENT • UP TO 80% OFF

24" x 36"	36" x 48"	48" x 72"
Full color print on 7 mil high or low gloss paper	Full color print on 7 mil high or low gloss paper	Full color print on 7 mil high or low gloss paper
\$25	\$50	\$125
NO MINIMUMS VOLUME DISCOUNTS	NO MINIMUMS VOLUME DISCOUNTS	NO MINIMUMS VOLUME DISCOUNTS

FOR MORE INFO & PRICING VISIT OUR WEBSITE

www.BIGPOSTERS.com
CREATIVE JUICES PRINTING & GRAPHICS INC.

1-888-880-HUGE

1000 Full Color BizCards - \$60!



Preferred by over
8,000 professionals!

- Superthick Stock
- Glossy UV
- No film charge
- Friendly Service
- Free Samples

**1000 Color
Postcards
\$145**
black imprint on back
FREE!



Postcard Press
1-800-957-5787
www.postcardpress.com



Bet Ya \$20 And A Free Re-Print We Can Nail That Color.

We've been hitting the nail on the head of color matching for many, many years. We're so confident, we'll make you a little wager that we can nail your color! Remember, it ain't braggin' if you can do it. Copy Craft Printers is ready to help you set a new standard of quality and excellence in your print projects. Call or email us at request@copycraft.com right away. You'll find us easy to do business with and besides we guarantee it!



Your Wholesale Source for 300 Line Screen Waterless Printing

4413 82nd Street, Lubbock, Texas 79424

1-800-794-5594

www.copycraft.com

*\$20 will be applied to your next order.

Postcards

4"x6" 4/0 or 4/1
14Pt. C2S UV Coated

1,000 \$129

Brochure

8.5"x11" 4/4
100# Gloss Book

1,000 \$379

2,500 \$399

5,000 \$499

**Free Film Output
on every print order!**

Full Color Business Cards

2"x3.5" 4/0 or 4/1
14Pt. C2S UV Coated

1,000 \$59

4 Page Catalog

11"x17" folded to 8.5"x11"
4/4 100# Gloss Book

1,000 \$599

2,500 \$699

5,000 \$799

HEIDELBERG

WE DO IT ALL!
Full Color Letterheads,
Envelopes, Business Cards,
Brochures, Catalogs, Posters,
Postcards, Presentation
Folders & Much More

Visit our website for
unbelievable prices.

4 to 5 Day Turnaround!

100% Quality Guaranteed!



GLOBAL
PRINT
RUNNER

Call Us Toll Free

888.666.0744

www.globalprinrunner.com

Get A Free Sample

Printed From Your File

Go to www.imagers.com/macw... Discover the excellent print quality of our newest and very improved Indigo Ultra digital color press!

Digital Services!

Offset CMYK Color Printing
Large Format Color Posters
Hi-Res Film Scans To CD
Color Laser Printing
Digital Photographic Prints
Slides/4x5-Neg, Pos, B&W

- INSTANT Online Quotes
- OVERNIGHT Services
- Submit Jobs Online
- Expert Tech Help
- A Price You'll Like!

We Guarantee Our Quality!

We Use...Advanced technologies for the best results!



Monday to Friday 8:00am to 8:00pm
East Coast Time

Go online

info, quotes, & job submittal
www.imagers.com

800.232.5411 or 404.351.5800
1575 Northside Dr. Ste.490 Atlanta 30318

Choose 155 at www.macworld.com/getinfo

THE VERY BEST IN COMMERCIAL PRINTING

\$202 - 1,000 8.5x11 Flyers
Excellent for Sales Sheets, POP, etc.

\$1,290 - 2,500 8pg Catalogs
Perfect for Annual Reports, Product Catalogs, Sales Booklets, Journals, etc.

\$135 - 1,000 4x6 Postcards
For Gallery Shows, Direct Mail, etc.

\$50 - 1,000 Business Cards
For Leave-Behinds, Mini Head Shots, etc.

The Best Prices and Quality For

Postcards • Business Cards • Flyers • Brochures • Posters • Catalogs
Stationery • CD Case Calendar / Portfolio • Custom Print Work

Free Samples - Request Your Packet Today

www.sharpdots.com • toll free 877-742-7789 • info@sharpdots.com

sharpdots.com

Your Online Resource For All Your Printing Needs



AmericasPrinter.com

The easiest way to print today.

From 1000 to millions, we get your product printed fast....

We're a 40" Heidelberg® printshop designed to turn your job fast. We print 24 hours a day. We'll print and ship most jobs anywhere in the USA within 2-3 days from your order and data file.

From Film to Finishing, One Price completes the Job!

15pt Super Heavy C/2/S cardstock

w/ Gloss UV on color side(s) - 175 line Kodak film included.

		1000	2500	5000	10000
Business Card dimension size 3.5" x 2"	4/1	\$50	\$70	\$130	\$220
	4/4	\$90	\$110	\$190	\$320
1/4pg Postcard dimension size 4.25" x 5.5" or 2.75" x 8.5"	4/1	\$130	\$130	\$190	\$340
	4/4	\$170	\$170	\$260	\$470
1/2pg Postcard dimension size 5.5" x 8.5" or 4.25" x 11"	4/1	\$190	\$190	\$340	\$650
	4/4	\$260	\$260	\$470	\$850

100lb Cover Cardstock C/2/S Gloss

Grade 1 Sheet - 175 line Kodak film included.

		2500	5000	10000	15000
1/4pg Postcard dimension size 4.25" x 5.5" or 2.75" x 8.5"	4/1	\$120	\$160	\$310	\$440
	4/4	\$130	\$190	\$350	\$490
1/2pg Postcard dimension size 5.5" x 8.5" or 4.25" x 11"	4/1	\$160	\$310	\$595	\$850
	4/4	\$190	\$350	\$640	\$910

100lb Gloss Book (text) C/2/S

Grade 1 Gloss Sheet - 175 line Kodak film included.

		1000	2500	5000	10000
One sheet dimension 8.5" x 11" - This can be folded as a tri-fold, half fold, etc. Folding additional	4/0	\$199	\$280	\$445	\$690
	4/4	\$295	\$395	\$550	\$895
Brochure / Poster dimension 11" x 17" - This can be folded as a 4 page brochure, tri-fold, etc. Folding Additional	4/0	\$345	\$445	\$690	\$1095
	4/4	\$430	\$550	\$895	\$1395
8 Page Catalog 8.5 x 11 w/ folding & saddle stitching	4/4	\$985	\$1295	\$1760	\$2695
	4/4	\$1895	\$2495	\$3295	\$4970

714.521.1100 CA • 800.552.1303 toll free
714.521.5650 fax • jobs@AmericasPrinter.com
6940 Aragon Circle, Buena Park, CA. 90620

www.MAC-PRO.com
SYSTEMS & SOFTWARE .com
Buy • Sell • Upgrade • Repair • New • Used

We have It All In Stock!
• iMac, G3, G4
• PowerBooks
• Software & OS
• Hard to find items

Everything Mac!
Any Ad is a Mac Pro Ad
800-525-3888
sales@mac-pro.com Fax 408-369-1205

Choose 192 at www.macworld.com/getinfo

POSTCARDS

DIRECT MAIL MADE EASY

We are your one-source solution

- Postcards
- Mailing Services
- Lists

All in-house!

Turnaround Times:
Regular 7 Biz-Day
or 2 Day Express

FREE SAMPLES!

To order our latest postcard kit,
visit our website or call x1350
Please use promo code UK815



modernpostcard®
800.959.8365 | modernpostcard.com

Choose 207 at www.macworld.com/getinfo

MEGA MACS.COM

918-664-MACS
fax (6227)
918-663-6340

Mac OS 8.5 \$45	Mac OS 9.1 \$25	Mac OS 9.2 \$49	Mac OS 9.2.1 \$549
Mac OS 9.2.1 \$124	Mac OS 9.2.1 \$189	Mac OS 9.2.1 \$299	Mac OS 9.2.1 \$64
Mac OS 9.2.1 \$29	Mac OS 9.2.1 \$159	Mac OS 9.2.1 \$39	Mac OS 9.2.1 \$299
Mac OS 9.2.1 \$104	Mac OS 9.2.1 \$179	Mac OS 9.2.1 \$55	Mac OS 9.2.1 \$59

Kensington

Orbit USB or ADB \$15	USB Mouse in a Box \$5	USB VideoCam \$13
--------------------------	---------------------------	----------------------

Software Bargains

Norton Utilities 4.0-7.0	\$75.19
Norton Antivirus 6.0/7.0	\$99.14
Norton Internet Security 1.0	\$14
MacLink+ Deluxe v.13	\$99
Timbuktu 2000 Set	\$29
Business Plan Toolkit	\$39
RAM Doubler 9	\$21
Flash 4 Freehand 9	\$139
Web Savant	\$59
Office 98-2001-X	\$179/299/349

Apple Monitors† 17"/20" \$99/\$149
7600/G4-450/128MB/4GB/CD† \$329
5400/180/32/2GB/CD/15" monitor† \$329

SUNNET'S BLOWOUT
SIMPLY FAST
We stock many parts!
All prices rounded down Credit cards accepted
* Refurbished, 1 Pre-owned, OEM, ** upgrade with previous version
We Buy Macs! prices subject to change

POINT OF SALE • INVENTORY CONTROL

Software & Hardware for:

- Retail/Wholesale
- Mail Order/Distribution
- Rentals/Service/Repair
- Payroll/Check Printing
- Fully Integrated Accounting
- FileMaker™ & 4D™ Tools
- Multi-Site/Cross Platform
- Receipt Printers
- Barcode Readers/Printers
- Cash Drawers
- Mag Stripe /ID Cards
- Ribbons/Paper/Labels

ShopKeeper POS Software for Mac OSX

Free Catalog & Demo CD
or download demos
off of the website.

(800) 622-7670
www.posdirect.com
sales@posdirect.com • (618) 457-5351 vox • (618) 457-1632 fax

Choose 165 at www.macworld.com/getinfo

PowerON

• computer services •

8a-5p PST M-F
916-677-6227 tel
916-677-6228 fax

iMacs IN STOCK

233Mhz to 400Mhz
All Colors Available
from \$299.99



G3 IN STOCK

233Mhz to 400Mhz
Beige or Blue & White
from \$299.99



*INTERNET READY 7220/200Mhz 16MB/1GB/CD *Free Modem \$79.99	7600/200Mhz 32MB/2GB/CD/ENET *Free Modem \$149.99	5200 (built-in mtr) 24MB/500MB/CD *Free Modem \$79.99
Mac OS 8.5 OEM CD FREE web upgrade to 8.6 \$79.99	Mac OS 9.2.1 CD Full Install OEM CD Only \$89.99	Mac OS 10.0 (X) CD Full Install OEM CD Only \$89.99
Epson 1200u Scanner USB Color \$49.99	56k Serial Modem V.90 Modem \$59.99	3COM PCMCIA 56K V.90 Modem, X-Jack \$59.99
MEMORY IN STOCK RAM & Upgrades CALL for PRICE	TONER IN STOCK Apple, HP & More CALL for PRICE	INK IN STOCK Apple, Canon & Epson CALL for PRICE

Digital Camera

USB 800x600 max
Built-In Flash
only \$29.99



Apple 17" Monitor

17MS, 1705, 1710, 720
"No Logo" Refurbisher
only \$79.99



XCLAIM VR PRO RCA, S-Video, NTSC \$59.99	17" TFT w/speakers Retail Packed \$549.99	Apple 20" MultiScan "No Logo" Refurbished \$149.99
G3/G4/PC to DB15 HD15 to Apple Monitor \$19.99	Apple 15 MultiScan "No Logo" Refurbished \$49.99	Apple 15av MultiScan "No Logo" Refurbished \$59.99

CDROM Apple Original Drives 2x to 24x SCSI, 8x to 32x ATAPI from \$19.99	DVD ROM Apple Original Drives 2x to 8x ATAPI DVD, DVDRAM from \$29.99	HARD DRIVE 80MB-2GB SCSI HD 50 pin, 68 pin, 80 pin from \$9.99
24x SCSI CDROM Mac OS Bootable \$39.99	Apple 2x DVD-ROM G3/G4 BOOTABLE \$29.99	4GB Apple Eprom 50 pin 3.5"x1" \$69.99
iMac 24x CDROM rayloading/Slotloading from \$79.99	Apple 6x-8x DVD-ROM G3/G4 BOOTABLE \$59.99	IBM 9GB SCSI HD 50 pin 3.5"x1" Mac Ready \$89.99
iMac Internal CDROM Slotloading \$149.99	Apple DVD-RAM G3/G4 BOOTABLE \$79.99	18GB Apple Eprom 68 pin 3.5"x1" \$79.99

BARE BONES BUILD IT YOURSELF SAVE MONEY from \$89.99	CALL for QUOTE CUSTOM PC CONFIGURATIONS Educational • Business Gaming • MultiMedia	Nvidia Gforce2 64MB VGA WIN 95/98/ME/ 2000/NT/XP and LINUX only \$89.99
---	---	---

All prices include a 3% cash discount. 90day PowerON warranty. 20% restocking fee Returned/Refused items.
All brands and product names are registered to their respective holders and are respectfully acknowledged.

8801 Washington Blvd., ste. 101, Roseville, CA 95678
www.poweron.com
CALL or
ORDER ONLINE **800-673-6227**

Choose 198 at www.macworld.com/getinfo

Call the Mac Experts!



Whether you're looking for good deals on new, used or refurbished, PowerMax is the place to shop! Check out www.powermax.com for our huge list: from \$30 PowerMacs (with a 90 day warranty) to super-fast dual processor G4s!

Why Shop PowerMax?

- Hundreds of Mac models to choose from
- Great deals on used and refurbished models
- Knowledgeable, non-pushy salespeople
- Great tech support
- No voice mail (during office hours)
- We consult on all Mac hardware & software
- No rebate games or hidden charges
- Every Mac system is thoroughly bench-tested, and then personally verified and approved by your specific consultant
- We answer the phone: "How can we help you?" not "May I take your order?"
- We live in Oregon, where there is no sales tax and the people are friendly and polite
- We take trade-ins, and sell every type of quality Macintosh possible.
- All we do is Macintosh—our company is run entirely on Macs.

And all this for the same or lower prices as the no-service guys!

A Mac For Just \$25?

It's true! PowerMax has an extensive lineup of used macs. All with a 60-day warranty!

7100/66 MHz, 40 RAM, 500 Mb	\$25
7100/80 MHz, 40 RAM, 700 Mb, CD-ROM	\$58
604/150 MHz, 32 RAM, 2 Gb, CD-ROM	\$75
63/300 MHz, 256 RAM, 4 Gb, CD-ROM	\$565
63/400 MHz, 128 RAM, 13 Gb, CD-ROM	\$713
iBook 63/300 MHz, 160 RAM, 3 Gb	\$786
64/350 MHz, 64 RAM, 10 Gb, DVD-RAM	\$835
64/450 MHz, 256 RAM 27 Gb, DVD-RAM	\$1056



WIN A FREE WEEK AT SANDALS IN THE CARIBBEAN!

POWER MAX

Knowledge is Power

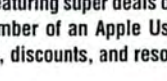


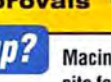
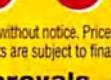
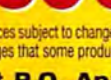
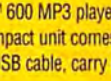
Are You A Member Of A User Group?
www.applemugstore.com

PowerMax is a division of Computer Stores NW, Corvallis, OR.

We can customize your Mac just for you!
Many models in stock for immediate delivery!



Refurbished 5GB iPod NOW \$245!
Plus, get a free neoprene case with belt clip! Check out www.powermax.com for tons of iPod accessories!
Call Us Today For The Latest iPods and iPod Accessories!



Macs For Every Price Range!

Units are factory refurbished with a one year Apple warranty. Buy AppleCare and get a three year warranty and much more!

iBooks

G3/500 MHz, 128 RAM, 10 Gb, Combo Drv.	\$1129
G3/600 MHz, 128 RAM, 20 Gb, Combo Drv.	\$1188

Titanium PowerBooks

G4/500, 256 RAM, 20 Gb, DVD	\$1799
G4/550, 256 RAM, 20 Gb, DVD/56K Mod.	\$1888
G4/667, 512 RAM, 30 Gb, DVD-ROM	\$2099
G4/667, 256 RAM, 30 Gb, Combo Drive	\$2249

G4 Towers

G4/400 MHz, 64 RAM, 20 Gb, DVD	\$1019
G4/933 MHz, 256 RAM, 80 Gb, SuperDrive	\$1899

iMacs



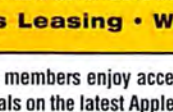
G3/500, 64 RAM, 20 Gb, CD/56K Modem	\$629
G4/700, 128 RAM, 40 Gb, CD-RW	\$1199
G4/800, 256 RAM, 60 Gb, SuperDrive	\$1549

Displays

Viewsonic Used 17" Graphics Series	\$119
Apple Used 17" Multiscan	\$129
Apple Used 17" Studio	\$199

Printers

Epson Stylus Photo 820	FREE w/ select mac purchases
Lexmark Refurb Optra RN+ Laser Printer	\$299
Lexmark Optra S 2455N Laser Printer	\$1149



SUPER SPECIALS!



Refurbished Iomega Predator 4x4x6 USB CD-RW only \$69!



Add A Second Display With A High End Video Card! From \$79!



A new laser printer for only \$129? Ask us how!



Microsoft Office 2001 clearance! only \$219



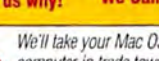
Add some Zip to your PowerBook for just \$50



Canon ZR25* blowout! A digital camcorder for only \$469



Canon ZR25* blowout! A digital camcorder for only \$469



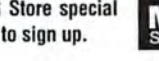
Canon ZR25* blowout! A digital camcorder for only \$469



Canon ZR25* blowout! A digital camcorder for only \$469



Canon ZR25* blowout! A digital camcorder for only \$469



Canon ZR25* blowout! A digital camcorder for only \$469



Canon ZR25* blowout! A digital camcorder for only \$469

Looking For A Digital Camera?

We carry cameras from these top manufacturers:

Canon • Nikon • Epson
Casio • Hewlett/Packard
Kodak • Minolta • Olympus
Sony • Toshiba

FREE RIO™ 600 MP3 PLAYER!

That's right! Buy a new or refurbished iMac and get one of these nifty Rio™ 600 MP3 players. This super-compact unit comes with headphones, USB cable, carry case and more!



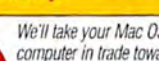
Ask About Our Free RAM Offer!



AppleCare: The best extended warranty program in the industry: ask us why!



AppleCare: The best extended warranty program in the industry: ask us why!



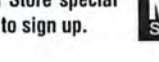
AppleCare: The best extended warranty program in the industry: ask us why!




AppleCare: The best extended warranty program in the industry: ask us why!



AppleCare: The best extended warranty program in the industry: ask us why!



AppleCare: The best extended warranty program in the industry: ask us why!



AppleCare: The best extended warranty program in the industry: ask us why!

www.powermax.com

Daily specials & blowouts • Bargain Basement Deals • New, used & refurb lists
Digital video packages • Important National Macintosh News Updated Daily!

800-613-2072

Local: (503) 624-1827 • Fax: (503) 624-1635

email: sales@powermax.com

Choose 208 at www.macworld.com/getinfo

visit **macsales.com**

School / University / Government / Corporate Purchase Orders gladly accepted. (Subject to credit approval)



Open Mon - Fri 8:30am - 8:00pm & Sat 10am - 4pm CST



Other World Computing

Serving the Mac Universe since 1988

800.275.4576

Excellent Service

Competitive Prices

Quality Products

Expert Tech Staff



OS X ON LEGACY MACS!
FREE Installer
Software from OWC



eshop.macsales.com/osxcenter

Have the Power of X on your Pre-Beige G3 PowerMac!

Other World Computing has the Memory, HD, or Accelerator for your Mac! Not sure what you need? Call our Mac Experts for free assistance, or use our Online Guide at <http://eshop.macsales.com/myowc>

Legacy Mac memory

Memory for your Legacy Mac and Mac clone!



168PIN Mac 5V DIMMs 60ns/70ns

Non EDO

64MB **\$24.75** 128MB **\$27.49**



EDO

64MB **\$24.99** 128MB **\$27.99**

168PIN 3.3v Mac DIMMs EDO 60ns



32MB **\$17.99**

64MB **\$24.99**

72PIN FPM SIMMs for 60ns/70ns



32MB **\$15.97**

64MB **\$19.95**

3.5" SCSI drives



500MB Major Manufacturer **\$19.95**

1" Low Profile, 90 day OWC warranty

9.1GB IBM UltraStar 18ES 7200rpm **\$54.95**

7.0ms, 2048k Buffer, 1" LP, new w/1yr OWC warranty

18.4GB Seagate Barracuda 36ES 7200rpm **\$179.99**

8.5ms, 2048k Buffer, 1" LP, new w/3yr Seagate warranty

36.4GB Quantum Atlas IV 7200rpm **\$129.99**

6.3ms, 2048k Buffer, 1.6", new w/5yr Quantum warranty

ATA/IDE PCI cards

Use ATA /IDE (3.5") hard drives in ANY PowerMac with a PCI slot!!



SIIG, Inc.

ONLY \$79.97!

Ultra133 ATA/133 Mac PCI Controller

Above three cards compatible with ALL Apple PowerMac models and compatible Mac Clones with an available PCI Slot. Will allow use of up to 4 IDE/ATA Hard Drives.

ACARD AHard PCI Ultra ATA/66 Mac PCI Controller **\$69.95**

Sonnet Tempo ATA/100 PCI Mac Controller Card **\$99.95**

Memory for Apple G3/G4 PowerMacs, PowerBooks, iBooks, iMacs & Cubes!

PC133 CL2 & CL3 SDRAM DIMMs



For all PowerMac G3 Models, PowerMac G4 350-500MHz (except G4/466MHz which requires PC133), All G4 Cube Models, and iMac G3/350-700MHz

256MB **\$48.99** 128MB **\$28.99**
512MB **\$89.99**

Apple includes only standard PC133 CL3 memory. But you can get extra performance by upgrading to High-Performance PC133 CL2

256MB PC133 HiPer CL2 2-2-2 **\$65.00**

512MB PC133 HiPer CL2 2-2-2 **\$109.99**

Apple Xserve G4 Server



DDR266 CAS 2.5 184pin DIMM

256MB **\$74.95**
512MB **\$179.95**

Must be installed in matched pairs

PC100 CL2 SDRAM DIMMs

For all PowerMac G3 Models, PowerMac G4 350-500MHz(except G4/466MHz which requires PC133), All G4 Cube Models, and iMac G3/350-700MHz Models.



128MB **\$28.97** 256MB **\$44.97***
256MB **\$49.97**** 512MB **\$89.97****

* For all PowerMac G3 models & PowerMac G4 "Yikes" PCI models ONLY!

** For PowerMac G4 AGP / Sawtooth models, G4 Cube, iMac 350-700MHz ONLY. Also compatible with Intel / AMD based "Wintel" machines.

3.5" ATA/IDE drives



10GB Western Digital Caviar 7200rpm **\$54.99**

2048k cache, ATA/100, 3yr WD warranty

40GB Maxtor DiamondMax D540X **\$77.95**

5400RPM, <12ms seek, 2048k cache, ATA/100, 3yr Maxtor warranty

60GB IBM Deskstar 120GXP 7200rpm **\$92.99**

8.5ms seek, 2048k cache, ATA/100, 3yr IBM warranty

80GB Seagate Barracuda IV 7200rpm **\$119.95**

8.9ms seek, 2048k cache, ATA/100, 3yr Seagate warranty

120GB IBM Deskstar 120GXP 7200rpm **\$159.99**

8.5ms seek, 2048k cache, ATA/100, 3yr IBM warranty

120GB Western Digital 7200rpm SPECIAL **\$199.99**

JUMBO 8MB cache, ATA/100, 3yr WD warranty

Note: Above ATA Drives are fully compatible with all versions of vanilla ATA/IDE, ATA/33, ATA/66, ATA/100, ATA/133, EIDE, UDMA, Etc. Drives may be used with any Mac that has built in IDE/ATA or an added ATA/IDE controller (such as by VST, Acard, Sonnet).

Use ATA Drives in ANY PCI PowerMac! Don't have IDE/ATA built in or want a faster ATA/133 interface? OWC has the answers!

PC133 CL3 SO-DIMMs

For Apple iBook 300-600MHz, iMac G4/700-800MHz, PowerBook G3 FireWire (yr 2000 aka Pismo), PowerBook G4 models 400MHz - 667MHz



128MB **\$29.49**

256MB **\$48.99**

512MB **\$95.99**

512MB **\$133.95**

512MB **\$139.99**

G3 Pismo & iMac G4 ONLY!
PowerBook G4 Models ONLY!

Above memory operates PC100 CL2 in models utilizing PC100 memory.

PC100 CL2 SO-DIMMs



Apple iMac 233/266/333MHz models (all Rev A-D), PowerBook G3 Wallstreet (1998), PowerBook G3 Lombard (1999).

256MB **\$59.95**

128MB **\$28.99**

256MB Low Profile. **\$65.97***

* Now you can have up to 512MB in your iMac or above PowerBook model

Norton SystemWorks Bundle

only \$8.97!



• Compatible with OS 8-9.x and OS X!
• Includes Norton Utilities 6, Norton AntiVirus 7, and Dantz Retrospect Express!

2.5" ATA/IDE notebook drives



For Apple iBook Models*, PowerBook G3 & G4, PowerBook 150/190/1400/5300, Duo 2300/2400, 20th Anniversary Mac, PC-Universal Laptops. The iBook models require 9.5mm drives.

20.0GB Fujitsu MHR202AT **\$99.97**

4200RPM 2048k Buffer 9.5mm Slim 3yr warranty

20.0GB IBM Travelstar 40GN **\$99.95**

4200RPM 2048k Buffer 9.5mm Slim 3yr warranty

32.0GB IBM TravelStar 48GH 5400rpm **\$134.99**

5400RPM 2048k Buffer 12.5mm Slim new w/1yr OWC warranty

40.0GB IBM TravelStar 40GN **\$167.95**

4200RPM 2048k Buffer 9.5mm Slim 3yr warranty

40.0GB IBM Travelstar 40GNX 5400rpm 9.5m **\$259.99**

5400RPM 2048k Buffer 9.5mm, super-slim 3yr IBM warranty

60.0GB IBM Travelstar 60GH 5400rpm **\$389.95**

5400RPM 2048k Buffer 12.5mm 3yr warranty

Put your existing notebook drive into a FireWire or USB Case!



• OWC Mercury Express 2.5" USB 1.1 Kit **\$29.95**

• OWC Mercury Express 2.5" FireWire Kit **\$54.95**

visit macsales.com

School / University / Government / Corporate Purchase Orders gladly accepted. (Subject to credit approval)



Open Mon - Fri 8:30am - 8:00pm & Sat 10am - 4pm CST



Other World Computing
Serving the Mac Universe since 1988

Excellent service

Competitive prices

Quality Products

Expert Tech Staff

800.275.4576

Mercury FireWire and FireWire / USB 2.0/1.1 Storage Solutions

Top-Rated OWC Mercury Elite FireWire Solutions are ideal for today's high speed Storage, Audio/Video, and Backup needs! High Performance and Superior Reliability come in this Elegant solution by means of the best components coupled with the Oxford911 bridge solution with data rates exceeding 40 MEGABYTES PER SECOND!

Plug and Play compatible with Apple OS 8.6-9.2.2, OS X; Windows 98SE, 2000, XP; Any OS with FireWire or USB* support. (FireWire + USB models only)

Key Features: Cool Blue Activity Indicator, Near Silent Drive Operation, Large 2MB Data Buffer, Fully Audio/Video Capable, 2 FireWire Ports, 2 USB Ports*, All Connecting Cables Included, Intech Speedtools Performance Utilities Included, Data Rates in EXCESS OF 40 MEGABYTES PER SECOND!



All OWC Mercury FireWire Hard Drives include Intech's SpeedTools Utility for Mac.

OWC Mercury Elite

	FireWire	FireWire/USB 2.0/1.1
40GB 7200RPM	\$159.99	\$179.95
60GB 7200RPM	\$179.99	\$199.95
80GB 7200RPM	\$199.99	\$229.95
120GB 7200RPM	\$269.99	\$299.95
160GB 5400RPM	\$349.99	N/A



OWC Mercury DVD-RW & CD-RW Solutions

Burn your own DVDs and CDs for Movies, Presentations, Backup, Music CDs, and More! OWC Mercury FireWire and USB solutions make it easy!

OWC Mercury 40x12x48x FireWire

\$199.95 FireWire; \$219.99 FireWire + USB 2.0/1.1 Combo

Featuring Teac BurnProof Technology and 8MB Buffer. Includes All Cables, Roxio Toast 5.x, 25 Pieces of CD-R/W 1 Piece CD-RW Media with Jewel Cases.



OWC Mercury Pioneer DVR-104 DVD-R/RW + CD-R/RW FireWire Solution **\$399.95**

The ONLY EXTERNAL SOLUTION Compatible with the MOST Popular DVD/CD Player and Authoring Software available! Includes All Cables, 5 Pieces 2X DVD-R Media with Jewel, 25 Pieces CD-R Media with Jewel, iDVD Enabler & CharisMac. Compatible with Apple OS X, iTunes, DVD Studio Pro, and other popular Mac/PC CD and DVD Authoring software.

PCI FireWire/USB cards

Add FireWire and/or USB to your Mac from only \$24.97!

There are thousands of USB and FireWire products you can use with just the addition of a simple PCI card!



OWC Lucent \$24.97
3-port PCI FireWire Card

Compatible with OS 8.6 and higher, including OS X

MacAllly 2 FW & 2 USB 2.0 / 1.0 PCI **\$79.95**
OrangeMicro 4 FW & 5 USB v1.1/2 **\$119.95**
IBM CardBus PCMCIA 2 FW for Laptops **\$29.97**
MacAllly Dual USB PCI Card **\$24.95**

APPLE OS X ONLY \$44.99!

- Apple OS X 10.0.3 CD/License \$44.99
- Apple OS X 10.0.3 w/10.1 Update \$57.99
- Apple OS X 10.1 Update Pack \$12.99



Make your PowerMac MORE POWERFUL with a faster G3 or G4 upgrade TODAY!

OWC



PowerLogix



XLR8

SONNET



PowerLogix PowerForce

G3/400MHz with 512k ONLY **\$94.99**
G4/450MHz with 1024k ONLY **\$249.99**
For 7375/76/85/95/9600s & compatible clones



PowerLogix PowerForce Series 100

PowerMac G4 AGP/Cube 1GHz upgrade **\$789.95**
PowerMac G4 AGP/Cube 800MHz upgrade **\$589.99**
For G4 AGP and Cube Models

GO UP TO 1GHz!!

This is a fraction of the Mac Upgrades offered by OWC. Visit <http://www.FasterMac.com> to see all the upgrades available for your specific Mac Models!

NewerTech NuPower Pismo

G4/500MHz 1MB upgrade **\$299.95**
Upgrade ANY PowerMac G3 FireWire (aka Pismo / yr2000) to G4/500 with 1MB Cache!



OWC Mercury G3 & G4 ZIF Upgrades


G3/533MHz with 1024k L2 Cache **\$199.93**
G3/450MHz with 1024k L2 Cache **\$199.99**
G3/550MHz with 1024k L2 Cache **\$269.99**

High Quality, High-Performance, High-Reliability. OWC uses ONLY processors rated for the speed advertised. If not faster!



NewerTech NuPower

G4/533MHz 1MB ZIF upgrade **\$299.95**
For All PowerMac G3 Models; PowerMac G4 'Yikes' PCI



MW08-02

Prices, specifications, and availability are subject to change without notice. Items ordered within 30 days may be added up to a 10% handling fee. No return will be accepted without written Macintosh Authorization number.

Items shipped via Couriers of Apple

Other World Computing

International: (815) 338-8685
Fax: (815) 338-4332

1004 Courtlands Dr., Woodstock, IL 60098



SHREVE SYSTEMS

For all of this and more-check out our website! <http://www.shrevesystems.com>

SPRING
SUMMER

CLEARANCE SELL!!!!!!

LASERWRITER IINT



\$100

with toner

Low Price

On Clearance now!

iMac (233-333Mhz)- **\$199**
G3 Logic Boards - **\$199**
G4 Logic Boards - **\$249**

*processor not included

LOGIC BOARDS!



7200/75 Logic Board

ONLY \$10.00!

Quicktake 150



Only \$49!



1.44 SuperDrives

ITEM#661-0474

BRAND NEW

STARTING AT \$2

Firewire 3.5" Drives

20/30 GB available!

Call for best prices!

20 GB ONLY **\$89**

30 GB **ONLY \$119**



MacAllly Extended Keyboard



NEW!

\$5

Apple Video...\$10 Apple tvrm radio system...\$10
Vector 350 watt DC/AC Conv...\$19
Focus LTV Pro 575...\$5 Apple Ethernet AUI Adapter...\$10
Paper Shredder...\$5 Kensington Notebook Keypad...\$10
Pas 16 Cards...\$2 Apple iMouse Cards...\$5
Apple Ethernet Nubus Card...\$19 Apple 16 nubus adapter...\$2
Apple Centris 660 Nubus Adapt...\$2 Apple iS.25 Ext drives \$5
Apple 3001 CD...\$19 Apple 3001 CD...\$10

NO WAY!



Newton MessagePad 130
with **FREE** case
only **\$49**

POWERBOOK 5300cs

FREE CARRY BAG!

Supports ext. video
8MB RAM
750 Hard Drive
100-MHz 603e
Dual-scan color
Refurbished



ONLY \$149

MACINTOSH LC580 INTERNET READY

33-MHz MC68LC040
8MB of RAM
800MB Hard Drive
28.8 Motorola Modem

\$149 with internal 4XCD

ONLY \$79

with CD



Cyberdrive 24K internal...\$49

VST 250 inter. zip for Wall Street...\$49

VST super drive for int. pc. wall st...\$69

7100/86 mhz cpu...\$49

7200/120 mhz...\$129

Apple Laser 12640 500 dnt Feeder...\$49

Apple 5200 CPU...\$99

Apple Videomaker Kit...\$19

Apple SE CPU...\$79

Apple iE CPU...\$99

Apple Quadra 510 CPU...\$19

Zip Drive Ext. 112000...\$499

Apple EX int CD...\$49

VST 20 gig Ext HD...\$89

Mac II power supply...\$50

7300/180 mhz...\$149

Agig HD (needs Adapter)...\$99

Adapter for QuickTake 100/150...\$5

Apple 6550 CPU...\$199

Apple Mac II CPU...\$10

Apple 6550 CPU...\$99

Apple 6550 CPU...\$99

Apple 6550 CPU...\$99

Apple 6550 CPU...\$99

6100 Dos Card...\$5

Duo 230-280 batt...\$19

5200/75 cpu...\$69

7100/80 mhz cpu...\$69

Magnum 144 Modem...\$2

Apple 5212 CPU...\$99

Apple 5212 CPU...\$99

Apple 5212 CPU...\$99

Apple 5212 CPU...\$99

Apple 5212 CPU...\$99

Apple 5212 CPU...\$99

Apple 5212 CPU...\$99

CLEAR OUT PRICES!!!

NEW



Voxon 14" and 15" Monitors AS LOW AS \$29!

Factory Refurbished

IMAGING PRODUCTS

Apple QuickTake 150...\$49
Apple QuickTake 100...\$29

PRINTERS

HPDeskjet890CM, NEW...\$249
Apple StyleWriter 1200, refurbished...\$179
Apple StyleWriter 1500, factory refurbished...\$229
Apple StyleWriter 2400, color incl., refurbished...\$229
LaserWriter IInt, refurbished Toner included...\$99
LaserWriter IInt w/5MB RAM, refurbished...\$399
LaserWriter IInt w/5MB RAM, refurbished...\$449
Texas Instruments Micro Laser Pro E NEW...\$299
Laser toner cartridges sold separately

Items Under \$10

Daystar cache adapter lc III Gravis mousestick II
Fellow Mous Pen Rasterops 24 MX card
Apple Mac SE bus PC price card Mac II CPU

Apple 1.44 internal floppy 661-0121...\$2
Diamond Javelin Card...\$19
US Power Peripheral USB Mouse...\$5
Apple 610 Nubus Adapter...\$2
Apple Centris 660 Nubusadapter...\$2
Global Village telepoint gold int. modem...\$1
Kensington USB Videocam...\$15
VST 30 gig Ext. H.D...\$99
LC Power Supply...\$50
8100 or 840 power supply...\$19
Epson Personal Document Scanner...\$5
PDA Leather case...\$2

1/2 height 160 meg int. SCSI HD.CALL
Apple 13" RGB monitor(no cable)...\$29
Rasterops 15" FDP Monitor...\$19
Apple 1 meg VRAM simms...\$5
Apple LC 580 CPU...\$79
Apple Laser II NT w/toner...\$100
Apple LC CPU...\$19
Apple Image II...\$49
Apple portable Battery Charger...\$2
Apple geoport telecom adapter...\$10
Powerbook G3 battery...CALL
GlobalVillage 19200bps for pb 500...\$10

Quadra 660AV NuBus Adapter...\$2
Quadra 610 Nubus Adapter...\$2
IISI Nubus adapter...\$29
Diamond Javelin 3200...\$29
*PowerMac HPV Card (1MB)...\$49
*PowerMac A/V Card (2MB)...\$49
*Radius Precision Color 8/1600...\$29
Apple Stylewriter Ethernet adapt...\$10
Ext. CD 2X...\$29
3.5 Ext. SCSI Case...\$39
7200, 7500, 7600 power supply...\$49
6400 or 6500 power supply...\$49
Q900 or 950 power supply...\$29

MACINTOSH LOGIC BOARDS

G3 logic board, No Processor, No ROM...\$199
7200/90 logic board, refurbished...\$79
LC logic board, refurbished...\$5
LC II logic board, refurbished...\$10
Mac LCIII logic board, refurbished, exchng...\$29
Performa 630, No Processor, refurbished...\$19
Quadra 950 logic board, refurbished...\$49
7100/66 logic board, refurbished...\$49
6200/75 logic board, refurbished...\$29

MONITORS

Apple 14" A/V refurbished...\$49
Apple 14" Multiscan, refurbished...\$39
Apple 15" AV, factory refurbished...\$79
Apple MultiScan 17, refurbished...\$99
Voxon 14 Multiscan NEW...\$29
Voxon 15 Multiscan NEW...\$39
Power Computing 15 rebish...\$59
Power Computing 17 refurbished...\$79

APPLE PC COMPATIBILITY CARDS

Pentium100MHz,refurb...\$39
Pentium166-MHz, 12 PCI card \$69
586 100-MHz, 7 PCICard,refurb...\$99
486/66 Mhz for 6100 ser,NEW...\$29
LIMITED QUANTITY ITEMS
VST USB Ext floppy...\$49
Curtis MVP module...\$2
Powercurve 120 mhz cpu...\$29
Apple Laser Select...\$149

*Products are refurbished unless indicated as new. Prices reflect a 2% cash discount and are subject to change without notice. Returns are subject to a 15% restocking fee. Not responsible for typographical errors. All trades MUST BE in working condition. Refurbished systems may include like-new components and may also include cosmetic blemishes which do not functionally impair performance of the hardware.

www.shrevesystems.com

Prices reflect a 2% cash discount and are subject to change without notice. Returns are subject to a 15% restocking fee. Not responsible for typographical errors.

1•800•227•3971

T.D. CURRAN

YOUR TOTAL COMPUTER CENTER



Titanium Travel Bag \$59
MSRP \$149.99

iBook Travel Bag \$39
MSRP \$99.99

***Get one Free**

*Get your free Titanium or iBook Travel Bag with the purchase of any new PowerBook G4 or new iBook ONLY from TD Curran

STYLUS COLOR C60

- 2880 x 720 dpi Perfect Picture printing
- Ultra fast print speeds up to 12 ppm
- Improved web printing
- Creative home software
- USB and Parallel connectivity
- Standard one year limited warranty including EPSON Exchange program

NOW ONLY \$79.95



Inkjet Cartridges

Epson C40 Black	\$6.95
Epson C40 Color	\$9.95
Epson C60 Black	\$9.95
Epson C60 Color	\$9.95
Epson C80 Black	\$15.95
Epson C80 Cyan	\$11.50
Epson C80 Magenta	\$11.50
Epson C80 Yellow	\$11.50
Epson 777 Black	\$8.95
Epson 777 Color	\$10.95
Epson 740 Black	\$6.95
Epson 740 Color	\$8.95
Epson 880 Black	\$9.95
Epson 880 Color	\$10.95
Epson 900 Black	\$7.95
Epson 900 Color	\$11.95
Epson 480/580 Black	\$6.95
Epson 480/580 Color	\$9.95

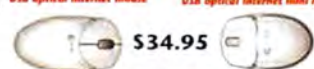
Toner Cartridges

HP C4127X	\$89
for hp 4000, 4050 series	
HP C8061X	\$99
for hp 4100 series	
HP 92298A	\$39
for hp 4M, 5M series	
HP 92274A	\$49
for hp 4L, 4ML, 4P, 4MP	
HP C7115	\$69
For hp 1200 series	

Call for Quantity Discounts

icemouse
USB optical internet mouse

icemouse jr
USB optical internet mini mouse



IDE Hard Drives

2GB	5400RPM	\$35
10GB	5400RPM	\$59
60GB	7200RPM	\$99
80GB	7200RPM	\$109
100GB	7200RPM	\$159
120GB	7200RPM	\$179

Create your own FireWire Hard Drive

Dual
USB / FireWire
now only **\$89.95**

Connect your old 3.5" IDE drive to one of our new FireWire enclosures and give it a new lease on life. With the new Oxford 911 chipset our firewire case doubles the data transfer rate compared to earlier FireWire drives.

NOW ONLY \$79.95



All Prices are Subject to Change

SHOWCASE

YOUR PRODUCTS

TO OVER 2 MILLION READERS

*SOURCE: INTELLIGEST CIMS v. 8.0

Macworld

1.800.597.1594

USED MACS



MAC OF ALL TRADES .COM

800.304.4639

BUY or SELL ONLINE

sales@macofalltrades.com

Think outside the box.

Get fast, safe and easy on-line access to 100% downloadable Macintosh software, information and news. Simply download and go. No waiting, no wondering, no worrying, no box.*

Come visit for a **FREE** Aladdin download.

macport.com

Macintosh Software Superstore



*Not ready for a paradigm shift? We sell boxed versions, too.

Choose 197 at www.macworld.com/getinfo

WHY IS THE COMPETITION SHAKING?

BECAUSE

1-800-4-MEMORY IS HERE

WE CAN BEAT

ANY QUOTED PRICE ON ANY MEMORY FOR ANY COMPUTER (NOTEBOOK, DESKTOP, PRINTERS) ANYWHERE... PERIOD!

- LIFETIME WARRANTY
- FREE TECH SUPPORT
- NO CREDIT CARD SURCHARGE
- MOST ORDERS SHIPPED SAME DAY

CALL AROUND THEN CALL US

CHECK OUR WEB SITE FOR SPECIALS
WWW.18004MEMORY.COM



Gov't & School's fax your PO's to **360-594-3987**

800-645-2533



Apple Specialist

800 Marine Drive, Bellingham WA 98225

www.tdcurran.com • sales@tdcurran.com

STUDENTS!

Save up to **75% OFF**
popular software!

Thousand Of Titles
Available!!



FREE CATALOG!
Serving Students, Faculty and Schools Since 1990

1-800-874-9001
www.JourneyEd.com

JourneyEd.com
Education Marketing

Offer for U.S. & Canadian degree-seeking students only.
Proof of student status required with order.

Choose 174 at www.macworld.com/getinfo

LIGHT A FIRE

"Macworld Showcase
has been the
very best advertising
dollar our company
has spent since we
went into business...
no other publication
gives us the results we
get from Macworld."

TED BIRMINGHAM, CEO
IPROOF SYSTEMS

1.800.597.1594

Macworld

ACADEMIC DISCOUNTS

Save Up To **80%**
On Name Brand Software

FULL VERSION ACADEMIC PRICES FOR STUDENTS & TEACHERS

Adobe®	Microsoft®
Acrobat 5.....Save 77%	Office X.....Save 60%
Photoshop 7.....Save 52%	NewTek®
Illustrator 10.....Save 77%	LightWave 3D 7.5.....\$395
Web Collection.....Save 66%	Procreate®
Design Collection.....Save 60%	Painter 7.....\$199
Macromedia®	KnockOut 2.....\$145
Flash MX.....\$94	KPT Effects.....\$79
Dreamweaver MX.....\$94	Wacom®
Studio MX.....\$189	Graphire2.....\$84
Director 8.5.....\$324	

ALL MAJOR MANUFACTURERS...
ALL AT HUGE DISCOUNTS!

50% OFF Use Discount Code:
GROUND SHIPPING MW105
When You Order.

1-800-333-8571

VISIT US TODAY:

AcademicSuperstore.com



Best
Prices On

Memory

for all
Apple CPUs

Lifetime Warranty

Computer Model or Socket Type	RAM Type/Description	Prices listed by module MB size:					1gb Kit
		32	64	128	256	512	
Xserve	DDR	-	-	-	\$59	\$109	\$215
G4 iMac®	PC-133 168 pin CL3	-	-	\$22	\$39	\$76	\$149
G4 AGP 466-Dual 1GHz	PC-133 168 pin CL3	-	-	\$22	\$39	\$76	\$149
PowerBook® G4	PC-100 144 pin CL2	-	-	\$26	\$42	\$129	\$255
G3/G4/iMac® 350-600	PC-133 168 pin CL3	-	-	\$22	\$39	\$76	\$149
PowerBook® G3	PC-100 144 pin CL2	-	-	\$26	\$42	\$84	\$165
iBook®/iMac® 233-333	PC-100 144 pin CL2	-	-	\$26	\$42	\$129	-
168 pin DIMMs		\$13	\$17	\$27	-	-	-
72 pin SIMMs		\$9	\$19	-	-	-	-

DDR RAM
in Stock!

Note: The memory market is extremely volatile, check our website for the most up-to-date pricing.

Plus, **Insanely
Great
Deals!**

Hard Drive Fire Sale!

Size	RPM	Type	Internal/External	Price
60gb	7200	FireWire® Oxf 911	E	\$169
80gb	7200	FireWire® Oxf 911	E	189
120gb	7200	FireWire® Oxf 911	E	249
20gb	4200	IBM 9.5mm/Laptop	I	105
30gb	4200	IBM 9.5mm/Laptop	I	144
40gb	4200	IBM 9.5mm/Laptop	I	167
60gb	5400	IBM 12.5mm/Laptop	I	369
External 3.5 FireWire case w/ Oxf 911				69

Software & Specials!

ThinkFree Office	\$ 37
AirPort® BaseStation-Gray	149
Mac® OS 9.0 w/Free 9.1 CD	89
Mac® OS 8.6 w/Free 8.5 CD	79
Mac® OS 8.1 CD only	39
Microsoft Word/Entourage 2001	129
Kensington Flylight USB	16
DVD-R 10-pak	29
Macally PCI Card Dual USB 2.0	24
Griffin PowerMate Jog Shuttle	40
Griffin iMate USB/ADB Adapter	35
Griffin iMac USB Audio Adapter	30
Dr. Bott ADC/VGA Extractor	27
G4Port Internal Serial Port	39
Epson Perfection 1650 Photo Scanner	189
Epson Perfection 1250 Photo Scanner	125
LaCie CD-RW 40x12x48 USB/FireWire	212
LaCie CD-RW 48x12x48 USB/FireWire	236
LaCie Pocket CD-RW 24x10x24 USB/FW	257
LaCie Pocket CD-RW 8x8x24 USB/FW	135
Contour Designs Shuttle Pro	93
Color Keycaps for Final Cut Pro	69
Pioneer DVR-104 DVD-RW Internal	275

Macs, Macs, Macs! New, Refurbs & Discontinued Models, too!

G4 Tower 800/933/Dual 1GHz 2 Free 512MB RAM & Free Shipping!	G4 iMac 700 MHz/CD-RW Just Reduced!	Refurb Specials 1 Year Factory Warranty! PowerBook G4 550 \$1899 256/20GB Combo iBook G3 500 \$899 64/10GB CD
ThinkFree Office \$37 Free w/ any new CPU purchase!	Can't find it? New Mac! Discontinued Mac! We've Got It!	Word/Entourage 2001 Only \$99 with any CPU Purchase

TRADE UP YOUR G4 NOW! CALL FOR A QUOTE 1-800-80-WE BUY

*Check website for details on new computer purchases. Not responsible for typographic errors. Limited to stock on hand. Not valid in combination with any other promotions.

www.macsolutions.com



MacSolutions, Inc.
11933 Wilshire Boulevard
West Los Angeles, CA 90025
Phone: (310) 914-3200
Fax: (310) 966-4433
University & School P.O.'s Welcome
Notes: Prices subject to change without notice. 8d code 718

Authorized Reseller Apple Specialist

**Now Taking
Pre-Orders on
Next
Generation!**

800-873-3726

www.macsolutions.com

MEMORY

ATA MEMORY SYSTEMS - CALL 800-662-7466

Lifetime Memory Guarantee - 30 Day Money Back

Adapters
teries
bles
mera Memory
MMs
cCPU Upgrades
mega Stuff
dems
niters
working
verBook Memory
nter Memory
RAM
MMs
rage Drives
ge
ppressors

DMS
ATA MEMORY
SYSTEMS
Keewaydin Dr.
ilem, NH 03079
x: 603-898-6585



Memory

- ✓ PC66 SDRAM
- ✓ PC100 CL2/CL3
- ✓ PC133 SDRAM
- ✓ ECC & EDO

Networking

- Client/Server Systems
- Ethernet Cards & Conns.
- Hubs
- CAT5 Cabling

**DMS has all you need
to network your business**

**Since 1986, DMS has provided
customers with the best mem-
ory prices, guarantee and
service anywhere!**

Nothing has changed...

Secure Online Shopping
www.datamem.com

Choose 213 at www.macworld.com/getinfo

SHOWCASE
YOUR PRODUCTS TO OVER
2 MILLION READERS

*SOURCE: INTELLIGENT CIMS v. 8.0

Macworld
800.597.1594

Classifieds

acintosh web hosting & QuickTime streaming - Host your site on secure Mac
rvers - Publish your FileMaker database on the web - Access like an iDisk! -
eam QT Movies - Plans start @ \$100/year w/50MB of space.
www.macserv.net

ach 400,000 circulation for as little as \$250.00 a month. Place a Classified ad in
e Macworld Showcase!

**For more information, contact Niki Stranz
or Carol Johnstone at 800-597-1594**

IHNATKO

continued from page 124 >

begins, people are working on hacks to show off. Among humans, the term *hack* popularly (and incor- rectly) means doing something frisky to the traffic- control computers so that the president's motorcade gets rerouted to an Ozzy Osbourne concert. But at MacHack, the term applies to any ambitiously and aggressively cool (and, ideally, ambitiously and aggres- sively unmarketable) new piece of code or hardware.

The classic hack is something like Stan Shebs's Process Doom. When Internet Explorer locks up and sucks down CPU cycles, you can easily force quit to kill the process—but there's something unsatisfying about simply clicking on an OK button to dispatch a wayward program. So Stan wired this functionality into the classic first-person shooter game Doom. When an app needs to be terminated with extreme prejudice, you click into Doom, pick up your gun, hunt the software down like the rabid dog it is, and then watch it explode in a cloud of carnage.

This year, Mike Nell wrote a level editor for the iPod's secret Breakout game. Mac Murrett and Philippe Hausler's Load Minimizer was a crafty way to balance demand on a CPU: the busier the processor gets, the smaller the screen gets, with the result that your computer behaves much like the CIA—the more it's doing, the less it's willing to show you.

The popular favorite this year was Douglas and Nigel Clarke's Clarus All Over (this and the rest of the hacks are available on CD from www.machack.com).

This hack added Clarus the Dogcow to every Dock item in excessively cool ways—and even cooler, its authors were student programmers (or "yoots," in MacHack lingo).

MacHack is all about giving hard-core geeks a chance to interact and learn, and it doesn't discriminate based on age. This year's show attracted, for example, a first grader who wrote his very first line of AppleScript one afternoon, and 12-year-old Adam Atlas, who showed off his XML/RPC hack and apolo- gized because he thought the built-in Web browser he wrote for it wasn't really very good.

That's one of the things that keeps me coming back to MacHack. We geeks constitute a legitimate and unique subculture, like Midwesterners or registered voters, and MacHack is a chance for us to see that our culture will survive for at least another generation. It's also nice to see that some of today's teens aren't get- ting any more action on Friday nights than I did. □

Contributing Editor ANDY IHNATKO's own MacHack entry—a collection of cheap products bought at a Dearborn, Michigan, hardware store, each of them inspired by another hack—won a special discretionary prize from MacHack judges.

How can I use the knowledge that there's a JavaScript engine inside the iPod's shiny case?

Programmers of All Kinds Make MacHack Shine

Hack Attack

"THIS IS OUR PET DOGCOW, AND WE'VE TAUGHT HER TO do a few tricks." It's about 1:30 a.m., and I'm sitting with about 300 other Mac geeks in a ballroom in a Dearborn, Michigan, Holiday Inn. On the dais are developers John Shafer, Jörg Brown, and Sean Parent, though I take this on faith as the lights are down and all attention is focused on the video projectors on either side of the stage. An Internet Explorer window is open, showing a small collection of buttons, as well as the familiar and beloved cartoon image of Clarus, the animal who is to Mac developers what Lassie is to hopelessly accident-prone little boys.

"As you can see," John continues, "I can make Clarus look to the left." He clicks on a button in the Web page. The image of Clarus looks to the left and then back again. "She can bow her head, too. Bow to the people, Clarus!" It is made so. "And the cool thing is that this is all being done over the network—any Web browser *anywhere in the world* can give Clarus commands!"

The crowd seems underwhelmed—but why? I got a sneak preview of what these guys were building yesterday at around 3 a.m. I do try to limit the number of times I employ the rejoinder "Duuude!" in conversation, but here I felt that its application was wholly justified.

I crane my neck. Aha! Mystery solved: Jörg is blocking the view. "Down in freakin' front!" I yell, because I enjoy helping people.

Jörg takes a few steps to the left, and then everyone can finally see it: a motorized G4 iMac whose screen can swivel and bob around all by itself, just like the animated one in Apple's TV commercials. The 300 attendees of 2002's MacHack conference respond with one voice: "Duuude."

Life Optional

MacHack is 17 years old. If it were a human, it'd be drinking illegally by now. Actually, it wouldn't—MacHack wouldn't get invited to those sorts of parties. It's an annual conference for hard-core geeks who, as teenagers, were likely spending their Friday nights in chat rooms, arguing that Captain Picard should just rip out the Holodeck entirely, since it kept tossing the *Enterprise* into jeopardy every week.

We may not have had lives, but we learned a lot about computers and stuff—and managed to avoid the alcohol- and sex-related mishaps that can sidetrack people from successful careers in technology. Now we work for Apple and Adobe and Microsoft

and hundreds of lesser-known companies that create the code and hardware that people use every single day, and every June we come to Michigan to hang out in a hotel atrium, universally preferring the warm, snugly cocoon of AirPort access to the fiery tyranny of the Giant Day-Ball outside. For three days, the place becomes like a really bad TechTV version of *Big Brother*.

MacHack's organizers understand their audience. The opening keynote, for example, takes place at 12:01 a.m. That's right: one minute past midnight—a sensible hour when everyone is naturally alert and attentive. I mean, I *like* Macworld Expo; it's a fine Expo, always kind to its mother and all that, but who's awake at 9 a.m.? I have little doubt that the impact of Steve Jobs's keynotes has always been blunted by the fact that his audience consists mostly of farmers and the undead.

This year's MacHack keynotes were delivered by technology-book publisher Tim O'Reilly and SlashDot.org publisher Rob "CmdrTaco" Malda. O'Reilly made a great point in his talk: "The big, hairy, audacious goal for my company is to enable change by capturing and disseminating the knowledge of innovators." That's OK by me; I'm all in favor of people making money while decreasing the overall level of ignorance in the universe.

MacHack is rife with conference sessions. But although the session on realizing the promise of code reuse *sounded* good, I prefer to focus on more-basic topics. Keith Statfield's talk was about the future of OS 9, and it featured about 92 PowerPoint slides containing variations on the phrase "It's deader than a very dead thing that just died." Another impromptu consisted of stories and tidbits from some of the folks who had built (and were continuing to improve) the iPod. It seems that they're just as surprised by the dearth of outside iPod hacks as I am. And now I'm wondering what I can do with the knowledge that there's a JavaScript engine lurking inside that shiny steel case.

Hack as Hacks Can

The focal point of MacHack, though, is the Friday night Hack Show. From the moment MacHack

We geeks are a legitimate and unique subculture, like Midwesterners or registered voters.



< continues on page 123

Recordable DVD from the leader in digital media.

Perfect for those who need their space.

When it comes to data-intensive storage, two things come to mind: Memorex and DVD. Why Memorex DVD? Over the past two years, more people have trusted and purchased Memorex optical media than any other brand in the world. And with a complete line of DVD formats, each offering 4.7 GB of space, we can help you transfer or store anything off your hard drive—even full-length videos. So if mammoth capacity, quick access rates and bulletproof reliability sound like the solution to your storage problems, we suggest you log onto www.memorex.com. Because Memorex DVD is—you guessed it—BIG.



Memorex®
Is it live or is it Memorex?™

WHO IN THEIR RIGHT MIND
DESIGNS A PRODUCT FOR
5% OF THE MARKET?



Okay, we're guilty. But after two decades of creating products for the Mac® marketplace, we thought it was time to go back to the drawing board and build a mouse from the ground up—specifically for Mac users. That's why we gave the StudioMouse™ a look and feel like no other. Including a super cool scroll sensor and programmable buttons for less futzing with keystrokes. Perfect for Quark®, Photoshop® and other popular graphic and Web applications. And because Mac users are a discerning bunch, we added state-of-the-art optical technology ensuring smooth and precise movement. To get what the other 95% never will, just stop by www.studiomouse.maccessories.com or call 800-235-6708. **KENSINGTON**