



APPLE GETS MUSICAL

iTunes Music Store and New iPods Arrive, p. 23

REVIEW: 17" POWERBOOK

A First-Class Laptop (That Won't Fit in Coach), p. 32

www.macworld.com

The Mac Product Experts

June 2003

Macworld

Wireless!

Free Yourself with AirPort Extreme

Wireless Hints
and Tricks

The Best
Base Stations

Real-World
Range Testing



PLUS | Insider's Guide to QuarkXPress for OS X | 1.42GHz Power Mac Reviewed

BYE-BYE, iMOVIE

You're Ready for Professional Video Editing
with Apple's Final Cut Express, p. 70

How to edit a wedding for less than the price of the cake. Edit like a pro for only \$299. Final Cut® Express offers most of the tools you'll find from Final Cut Pro® at a fraction of the price. Edit, composite, add titles, effects and audio, color correct and manipulate your video footage




any way you can imagine. With an easy-to-use interface, you'll work faster and get your projects done quicker. So whether you're a pro or just starting out, your video will get the Hollywood look. Without the Hollywood prices. **Final Cut Express.**



CATCHING A PERFECT SHOT OF
YOUR BUDDY NAILING A JUMP.
DEGREE OF DIFFICULTY:

8.9



PRINTING IT AT THE LODGE
TO IMPRESS YOUR FRIENDS.
DEGREE OF DIFFICULTY:

0.0



The i70 Portable Printer with Bubble Jet Direct.

Now, even fresh off the slopes you can print gorgeous photos. Just plug your Canon digital camera* or computer into the i70 and you can easily print anything, anywhere.** Like borderless photos at up to 4800 x 1200 color dpi.[†] And, with print speeds of up to 13 ppm black and up to 9 ppm color, the only thing you sacrifice is size.^{††} The i70 Portable Printer. Your friends will be very impressed. To find out more, visit www.usa.canon.com/consumer or call us at 1-800-OK-CANON.

Canon KNOW HOW™

Camera and optional portable kit must be purchased separately. Output simulated. Specifications subject to change without notice. Photographs ©2003 Gil Smith. *For a listing of compatible Canon digital cameras and camcorders featuring Bubble Jet Direct technology, visit www.usa.canon.com/consumer/bubblejetdirect. **Printer requires AC Power or optional portable kit (LK-51) shown. †Will vary based on driver setting and paper type. ††Print speed high speed draft mode. Print speed will vary depending on system configuration, software, document complexity, print mode and page coverage. ©2003 Canon U.S.A., Inc. Canon is a registered trademark of Canon Inc. Canon Know How is a trademark of Canon U.S.A., Inc.

OPINION

7 From the Editor's Desk

RICK LEPAGE

We welcome the OS X-native QuarkXPress 6.0, but it won't mean an immediate end to OS 9.

14 Feedback

Readers respond.

101 lhnatko

ANDY IHNATKO

When it comes to improving interfaces, maybe we should put more stock in evolution rather than revolution.

136 The Big Picture

MATT DEATHERAGE

If the OS X revolution is really over, then everyone has lost.

MAC BEAT

- 20 Final Cut Pro 4 and DVD Studio Pro 2, Adobe updates and splits Acrobat, Apple's musical announcement, the RollerMouse Station, and an interview with Bare Bones Software's Rich Siegel.

SECRETS

92 Magic Word

HELEN BRADLEY

Go beyond Microsoft Word's basic automation to create sophisticated macros.

96 Share Well with Others

DAN FRAKES

Use OS X's built-in Samba server and the file-sharing utility SharePoints to share your Mac with Windows users.

98 Mac 911

CHRISTOPHER BREEN

Whether you want to edit PDF files, create virtual PostScript printers, print in a cross-platform network, merge iPhoto libraries, customize iMovie 3, or use AirPort, this month's *Mac 911* is for you.



On the Cover

Photography by Scott Peterson;
Digital retouching by Stephen Sugg

June 2003

www.macworld.com

Macworld

Incorporating MacUser

COVER STORY

78 Extreme Revolution

GLENN FLEISHMAN

AirPort Extreme promises wireless networking speeds as high as 54 Mbps. To see what this means in the real world, we put five new base stations—including Apple's—to the test.

FEATURES

62 Quark Enters the Land of OS X

DAVID BLATNER

Quark's slow migration to OS X has caused grumbling among publishers who are eager to leave OS 9 behind. But soon QuarkXPress 6.0, the first XPress version to run in OS X, will be available. Find out what we discovered when we explored a prerelease version.

70 Graduate to Final Cut Express

JEFF CARLSON

For a free video-editing program, it's hard to beat iMovie's features and ease of use. But if you've taken advantage of all iMovie has to offer, it's time to consider Apple's new Final Cut Express—a full-featured DV editor at a fraction of Final Cut Pro's price.



62



REVIEWS

- | | |
|---|---|
| <p>32 Laptop computer
 ★★★★ Apple 17-inch PowerBook G4/1GHz</p> <p>33 Desktop computer
 ★★★★ Apple Power Mac G4/dual-1.42GHz</p> <p>35 Digital-audio software
 ★★★★½ Pro Tools LE 6</p> <p>36 Multimedia-authoring package
 ★★★★ Director MX</p> <p>37 Statistics analysis package
 ★★★★½ SPSS 11</p> <p>38 This Month in Printers
 ★★★★ Brother HL 5070N
 ★★★★ Hewlett-Packard LaserJet 4300n
 ★★★★½ Lexmark T420d
 ★★★★½ Oki Data B4300
 ★★★★ Xerox Phaser 4400N</p> <p>40 DVD-authoring combination
 ★★★★½ USB Instant DVD</p> <p>40 Video-encoding utility
 ★★★★ Cleaner 6.0</p> <p>41 Photoshop plug-in
 ★★★★½ Photoshop Camera Raw</p> | <p>42 3-D-modeling software
 ★★★★½ SketchUp 2.2</p> <p>43 Flight simulator
 ★★★★ X-Plane 6.51</p> <p>44 Professional DJ program
 ★★★★ Traktor DJ Studio 2.0</p> <p>45 Pocket PC synchronization tool
 ★★★★½ PocketMac Pro 2.0</p> <p>46 Spelling checker
 ★★★★½ Spell Catcher X</p> <p>47 Reviews in Brief
 CopyPaste-X 1.5, Page Sender 3.0, QuickKeys X 1.5.4, TimeLiner 5.0</p> <p>48 Hot Products
 The best recently reviewed Mac products.</p> <p>49 Mac Gems
 RICK LEPAGE
 In this month's column, you'll read about a host of products from Griffin Technology, a cool Photoshop plug-in, and controlling your Mac with Bluetooth.</p> <p>53 The Game Room
 PETER COHEN
 Our gaming expert reviews a bunch of fun games that require little brain power and test-drives Logitech's Momo Racing wheel.</p> |
|---|---|

Microsoft®

© 2002 Microsoft Corporation. All rights reserved. Microsoft, Entourage, and PowerPoint are either registered trademarks or trademarks of Microsoft Corporation in the United States and/or other countries. Apple, Mac, and Macintosh are registered trademarks of Apple Computer, Inc.

Macs and PCs have never been so compatible.

Microsoft® Office v. X lets Mac users effortlessly open, edit, and save any Office file, to make working with PCs a breeze. Complete with easy-to-use, exclusive Mac tools that simplify complex tasks. And it's built for Mac OS X, so it's the most reliable, easygoing Office yet.

Go www.officeformac.com to download a free 30-day trial of Office v. X today.



Microsoft®
Office:mac
v. X

XPress for OS X Arrives, and We've Got the Details

Quark of Fate



WHEN APPLE ANNOUNCED LAST YEAR THAT ALL MACS introduced in 2003 would start up only in Mac OS X, the loudest cries came from the professional publishing community, who had been waiting for an

OS X-native update to their tool of choice, QuarkXPress. As you'll see in this month's issue, the wait is almost over.

We chose two well-respected authors to cover the QuarkXPress 6.0 announcement (page 62). David Blatner, who wrote the main piece, has been one of the leading authorities on QuarkXPress for years, writing books, teaching at seminars, and speaking at conferences on the topic. In the past year, David has become a vocal public advocate for Adobe InDesign, but it's obvious to us that he still knows XPress inside and out, and that he cares passionately about the program. We felt that it was more than appropriate for David to give you your first look at QuarkXPress 6.0's features. (Our review of version 6.0 will be written by another author and will be published after the product ships, in June.)

Quark is such a pivotal company for the Mac, and in the past year there has been a lot of chatter (and sheer speculation) on the Web about the company, its relationship to its customers, and its ties to Apple. To help you make sense of this muddle, we asked Pamela Pfiffner, creativepro.com's editor in chief, to talk to Quark about its commitment to the Mac and its plans for QuarkXPress 6.0. I've known Pam a long time, and it's wonderful to see her in the pages of *Macworld*. Her story is entertaining, enlightening, and well worth reading for anyone with even a passing interest in desktop publishing.

If you can believe the hype, QuarkXPress 6.0 will be the linchpin of the publishing industry's transition to OS X. The reality is a bit different. Production departments are notoriously slow to change, a fact Quark was well aware of as it worked to produce the latest version of XPress. This is also a major reason InDesign 2.0 hasn't taken over the publishing world. With XPress 6.0, we do seem to be past a big stumbling block on the road to OS X—but it's important to understand that this release is not going to magically make OS 9 go away. That will still take time.

A PowerBook a Month

I feel a bit as though I've been on a carousel for the past few months—I've had the chance to put three new PowerBook G4s through their paces, using each in turn as my primary Mac: the 1GHz Titanium; the 12-inch

867MHz; and now the 17-inch, 1GHz PowerBook. (This is one of the things that I *love* about my job.)

As you'll see in my review of the 17-inch model (page 32), I think it's quite a Mac. It definitely stretches the concept of portable computing—in good ways, mostly—and nicely rounds out Apple's notebook line.

Lack of choice is something Mac users occasionally complain about, but you can't say too much against Apple's current portables, which range from the ultra-affordable iBook to the no-compromise, desktop-alternative 17-inch PowerBook. But trying to decide on a machine can be a major hassle.

Looking at the G4 models, I love the compact form and low weight of the 12-inch PowerBook, but I miss the speed that comes with a faster processor and Level 3 cache. The 17-inch model, with its speed, gorgeous screen, and surprisingly slim feel, is great, but it's too big for someone who travels as much as I do. And these models' built-in Bluetooth support has made me a fan of this suddenly approachable technology: I'm hesitant to go back to the Titanium PowerBook, even if it's the true sweet spot of Apple's lineup. Choice is good; choosing is hard.

Digital Hub

As a final note, I'd like to plug a *Macworld* special issue that is currently on newsstands: *Digital Hub*.

Apple has done a pretty good job of promoting the Mac as the center of the "digital lifestyle," and *Digital Hub* is designed to help people explore the wealth of possibilities a Mac offers—making videos, playing MP3s on a stereo, working with digital photos, setting up wireless networks, and more. The issue includes a DVD with tons of demos and shareware, excerpts from Jim Heid's excellent book, *The Macintosh iLife*, and more. If you've wanted to dive into iMovie, iDVD, or a similar application, you should check out *Digital Hub*. It will be available through June, and it can also be ordered through www.macworld.com. □

QuarkXPress 6 is not going to magically make OS 9 go away.

Does QuarkXPress 6.0 mean that you'll switch, or is the cost of upgrading too much at this time? What don't you like about Apple's portable lineup? What do you want from *Macworld*? Drop me a line about these topics or anything else related to the Mac. I can be reached by e-mail, at rick_lepage@macworld.com, or you can join in the discussion forums at www.macworld.com.


iEnvy?



New computer NOT required.

NEW!

Encore/ZIF G4 1.0 GHz
for Beige G3



Think you can't use iMovie™, iTunes™, iPhoto™ or
an iPod™ with your old Mac®?

Think again.

Just upgrade your not-so-old Mac to create
your own digital hub!

Sonnet Technologies makes it happen. Our variety of
processor upgrades will boost your computer's speed to 1.2
GHz and beyond. Sonnet's PCI adapters and storage devices
will connect the latest drives and digital peripherals to your
system. OS X support is also available for many systems. Best
of all, these cost-effective solutions are simple to install.

connect
ACCELERATE
store

SONNET
SIMPLY FAST™

For more information visit: www.sonnettech.com



Choose 133 at www.macworld.com/getinfo

Macworld

President and Editor in Chief Rick LePage
Editor Jason Snell
Managing Editor Jennifer Werner
Deputy Managing Editor Charles Purdy
Senior Features Editor Terri Stone
Senior News Editor Philip Michaels
Senior Reviews Editor Jennifer Berger
Test Manager, Macworld Lab James Galbraith
Senior Associate Editors Kelly Lunsford,
Lisa Schmeiser, Jonathan Seff
Associate Editor Jill Roter
Copy Editor Sue Voelkel
Contributing Features Editor Scholle Sawyer McFarland

Contributing Editors David Blatner, Henry Bortman, Christopher
Breen, Matt Deatherage, Adam C. Engst, Bruce Fraser, Jim Heid, Andy
Ihnatko, Ted Landau, Deke McClelland, Tom Negrino, David Pogue,
Stephan Somogyi, Franklin N. Tessler

Art Director Jennifer Steele
Design Associate Alissa Mach
Contributing Designer Jean Zambelli
Prepress Consultant Stephen Sugg

Editor, Online Jim Dalrymple
Senior Editor, Macworld.com David Leishman
Senior Editors, MacCentral.com Peter Cohen, Dennis Sellers

International Editors Matthew J.C. Powell, Australia; Bernard Le Du,
France; Sebastian Hirsch, Germany; Enrico Lotti, Italy; Yoshio Moriya,
Japan; Tomasz Bitner, Poland; Daniel de Blas, Spain; Nils Holmlöv,
Sweden; Engin Gedik, Turkey; Simon Jary, United Kingdom

VP/Chief Operating Officer Stephen Daniels
Director of Finance Eos de Feminis
Accounting Coordinator Ronda Bittner
Senior VP, Human Resources Richard Willoughby
Human Resources Director Kate Caldwell
Human Resources Representative Julie McKie
IT Director Sean Greathouse

VP of Sales/Publisher Steve Plevin (415/243-3509)
Associate Publisher, East Cynthia Ramsey (973/228-3074)
National Accounts Manager Paul Bonarrigo (508/533-4020)
Western Advertising Director Sara Culley (831/438-8408)
Sales Assistant Franck Zamora (415/243-3628)
Showcase Account Manager Niki Stranz (415/243-3664)
Showcase Account Manager Carol Johnstone (415/243-3691)
Online Sales Manager Doug Detlefsen (415/243-3598)
Sales and Marketing Assistant Rachel Desjardins (415/267-4562)

Senior Marketing Manager Sharon L. Cordesse
Sales and Marketing Coordinator Kasey MacMullen

Production Director Steve Spingola
Prepress Manager Alan Anzalone
Booking and Billing Manager Ricardo Sandoval
Production Coordinator Megan Matteoni

Online Production Manager Ron Neal

June 2003, Volume 20, Issue 6
Macworld is a publication of Mac Publishing, L.L.C., and International Data Group,
Inc. Macworld is an independent journal not affiliated with Apple Computer, Inc.
Copyright © 2003, Mac Publishing, L.L.C. All rights reserved. Macworld, the Macworld
logo, Macworld Lab, the mouse-ratings logo, MacCentral.com, and PriceGrabber are
registered trademarks of International Data Group, Inc., and used under license by
Mac Publishing, L.L.C. Apple, the Apple logo, Mac, and Macintosh are registered
trademarks of Apple Computer, Inc. Printed in the United States of America.

IDG
INTERNATIONAL DATA GROUP

SONY



Artisan™ Color Reference System
(GDM-C520K)

THE ART OF WORK.

Part artist. Part technician. Part schedule guru. The demands on today's creative professional make work an art form. So the last thing you need to worry about is the precision of your displays. Turn to Sony, an expert in display technology. Sony makes displays that enhance your creativity. Our award-winning Artisan™ Color Reference System (CRS) helps you achieve consistent, accurate color – without guesswork. See and do more with Sony's spacious 16:10 wide aspect flat panel and FD Trinitron® CRT displays – sure to boost your productivity. Of course, Sony has a full line of additional displays perfect for your particular design applications. So give yourself the most efficient tools available, because art isn't art without work.

Innovative technology, intuitive design, made for the creative professional.
Work Smart. Work Sony.



23" Flat Panel LCD
SDM-P232W/B



24" (22.8" VSI) FD Trinitron® CRT
GDM-FW900



For more information on Sony displays designed for the creative professional, or to contact a reseller near you, visit

WWW.SONY.COM/CREATIVEPRO



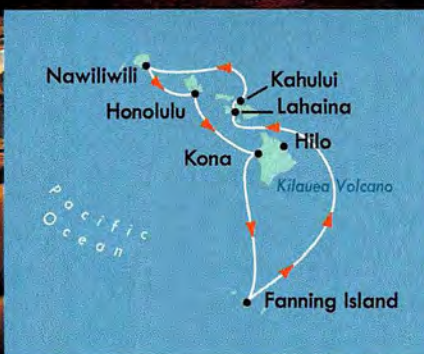
©2003 Sony Electronics Inc. All rights reserved. Reproduction in whole or in part without written permission is prohibited. All screen images are simulated. Features and specifications subject to change without notice. Sony, Trinitron and Artisan are trademarks of Sony. *Awards listed in recognition of the Artisan™ Color Reference System. All other trademarks are property of their respective owners.

Choose 69 at www.macworld.com/getinfo

To learn more see us online at
www.geekcruises.com/home/mm2_home.html

June 1-8, 2003

MacMania II



CO-PRODUCED BY:

Macworld
 THE MAC PRODUCT EXPERTS

 **geekcruises.com**
 EDUCATION THAT TAKES YOU PLACES

Macworld

HOW TO CONTACT MACWORLD

Subscription Information and Services

Phone	800/288-6848 from the United States and Canada 515/243-3273 from all other locations
U.S. Mail	Macworld Subscriptions Department P.O. Box 37781, Boone, IA 50037-0781 (Include a mailing label with correspondence.)
World Wide Web	http://service.macworld.com (for service) or http://subscribe.macworld.com (to order)
E-mail	subhelp@macworld.com (Send your full name and the address at which you subscribe; do not send attachments.)
Fax	515/432-6994

SUBSCRIPTIONS

The one-year (12-issue) subscription rate is \$34.97; the two-year rate, \$59.97; and the three-year rate, \$79.97. Foreign orders must be prepaid in U.S. funds; add \$10 per year for postage to Canada or \$25 per year for air freight to all other countries. Checks must be made payable in U.S. currency to Macworld. Please allow 3 to 6 weeks to receive your first issue or for changes to be made to an existing subscription.

BACK ISSUES OF MACWORLD

Back issues (subject to availability) are \$8 per issue for U.S. delivery (\$12 outside the United States); prepayment in U.S. currency to Macworld is required. Send a check or money order to Macworld Back Issues, P.O. Box 37781, Boone, IA 50037-0781; or phone 800/288-6848 (U.S. and Canada) or 515/243-3273 (all other locations).

REPRINTS AND PERMISSIONS

You must have permission before reproducing any material from Macworld. Write to Macworld, Reprints and Permissions, 501 Second Street, 5th Floor, San Francisco, CA 94107; include a phone number. To order reprints of your company's editorial coverage, call Reprint Management Services at 717/399-1900; fax, 717/399-8900; e-mail, sales@rmsreprints.com.

MAILING LISTS

We periodically make lists of our customers available to mailers of goods and services that may interest you. If you do not wish to receive such mailings, please write to us at Macworld, P.O. Box 37781, Boone, IA 50037-0781. Please include a copy of your mailing label.

MACWORLD EDITORIAL

The editors of Macworld welcome your tips, compliments, or complaints. Some stories and reviews from past issues can be located at www.macworld.com. We are unfortunately unable to look up stories from past issues; recommend products; or diagnose your Mac problems by phone, e-mail, or fax. You can contact Apple toll-free, at 800/538-9696, or visit the company's Web site, at www.apple.com.

Our offices are located at 501 Second Street, 5th Floor, San Francisco, CA 94107; phone, 415/243-0505; fax, 415/243-3545. Macworld staff can be reached by e-mail at firstname_lastname@macworld.com.

LETTERS TO THE EDITOR

Send comments about any aspect of Macworld to letters@macworld.com. Due to the high volume of mail received, we can't respond to each letter. We reserve the right to edit all submissions. Letters published in Macworld or Macworld.com become the property of Mac Publishing.

MAC 911

Send your questions or tips on using Mac computers, peripherals, or software to Macworld, Mac 911, 501 Second Street, 5th Floor, San Francisco, CA 94107; fax 415/243-3545; or e-mail mac911@macworld.com. Include your name, address, and phone number. To share tips and discuss Mac problems with other Mac users, visit the Macworld.com forums.

MACWORLD CONFERENCE & EXPO

As the flagship sponsor of Macworld Conference & Expo, Macworld encourages all subscribers to attend this exciting biannual industry event. For information, please visit www.macworldexpo.com.



Real **Mojo**. Real time. All the time.



Avid Xpress® Pro with Avid Mojo™

- Revolutionary Avid Mojo DNA
 - Designed to scale from DV to uncompressed 60I
 - Simple FireWire® connection
 - Dedicated media processing power
 - No need for add-in cards
- Professional video, audio, and film editing
- Full-resolution real-time effects
- Real-time DV and Analog I/O
- Real-time digital cut
- Automatic, expert productivity and collaboration tools
- Mac and PC software included

The Avid Xpress Pro system is the complete solution for portable, professional real-time video, audio, and film editing. Built on a scalable real-time architecture, Avid Xpress Pro editing software provides powerful real-time effects, titles, keys, audio, color correction, and compositing right out of the box. Add the revolutionary Avid Mojo Digital Nonlinear Accelerator (DNA), built to scale from DV to uncompressed SD video with true real-time DV and analog video out over a FireWire connection.

Truly portable. Truly professional.

Contact your local Avid reseller or visit
www.avid.com/xpresspro

make manage move | media™ **Avid.**

©2003 Avid Technology, Inc. All Rights Reserved. Product features, specifications and availability are subject to change without notice. Avid, Avid Mojo, Avid Xpress, and make manage move | media are either registered trademarks or trademarks of Avid Technology, Inc. in the United States and/or other countries. FireWire is a trademark of Apple Computer, Inc., registered in the U.S. and other countries. All other trademarks contained herein are the property of their respective owners.

CAPTIV



At 22 ppm, nothing captures
like the Xerox Phaser® 7700 network

Color so real you just can't take your eyes off of it.
The Xerox Phaser® 7700 tabloid color laser printer is
spectacular in many ways. It not only prints 22 ppm,

color or black & white, but it darts out your first color
page in just 13 seconds. It prints up to 11 x 17 full-bleed,
with 1200 dpi for the photographic color quality you



the detail and intrigue of color
printer. **There's a new way to look at it.**


and your clients demand. And PhaserMatch™
color management software ensures the colors
you want are what you get. To experience the



Xerox Phaser 7700

depths of Xerox color and our full line of office
printers, call us at 1-877-362-6567 ext. 1934
or visit xerox.com/officeprinting/fish1934

THE DOCUMENT COMPANY
XEROX®



FEEDBACK

Jaguar's Cat Scan

Scan the pages of our March 2003 issue, and you'll find plenty of Macworld Expo news, which yielded PowerBook plaudits, Keynote critiques, and Safari suggestions from readers. But the article that generated the strongest reaction was David Weiss's look at scanners and OS X. Jaguar's arrival may have made it easier for scanner vendors to develop OS X-native drivers, but our readers are still trying to sort their way through a process that used to occur at the touch of a button. Maybe that's a topic for March cover model Steve Jobs to address at his next Macworld Expo keynote. □

Sweet 17

STEVE RANIERI

I have finally found a replacement for my Pismo, and it's the 17-inch PowerBook ("More Sizes Fit All," *Mac Beat*, March 2003). I believe this is Apple's best PowerBook since the Pismo line. The fiber-optic keyboard was totally unexpected. Apple will sell a ton of these things.

GARY BRAND

How terrific is a 17-inch display on a laptop? But it's a shame that with all of that real estate available below the keyboard, Apple still offers the same old trackpad. It would have been more innovative to offer a tablet—especially since the larger screen will make this laptop a true option for creative applications.

iDVD? Not for Thee.

TOM BARRETT

"iPhoto, iMovie, iDVD, iTunes Evolve into iLife" (*Mac Beat*, March 2003) states that iDVD 3 doesn't support external DVD burners. Is Apple trying to increase sales of its computers by forcing people to buy the machines that will run the new software? I just bought a new iBook, with the intention of using it as my primary computer for editing slide shows and the like for clients, and potentially making DVDs should a customer so desire. Now I find out that to use a \$49 piece of software, I have to buy another \$2,000 computer. Apple does not think about its current customer base and focuses its efforts on getting new business.

iDVD doesn't support external DVD burners as a result of MPEG-2 licensing issues. For a more in-depth explanation, see "Apple's Burning Issue," Mac Beat, December 2002.—Ed.

A Less Animated Safari

WALTER JEFFRIES

Safari is great ("Exploring Apple's Safari," *Mac Beat*, March 2003), but I have one strong suggestion: have options for turning off animation in the front and back windows. This should allow for turning on and off animated GIFs, active HTML, Java, and so forth. These things are really annoying to have on a page, and they waste processing power.

Beta-Test Different

DAVID PADFIELD

"It's All in the Presentation" (*Mac Beat*, March 2003) said that Steve Jobs was a beta tester for Apple's new Keynote. Apparently, Jobs was the only beta tester. Keynote was the first piece of software to bring my Mac to a total system crash in more than a year. I own several Macs, all of which run OS X 10.2.3, and Keynote has crashed every one of them. In effect, Apple has charged customers \$100 to become beta testers for Keynote.

Scanning for Solutions

WILLIAM BAILEY

I would like to call your attention to a subtle problem with the Canon LiDE 30 software you reviewed in your OS X scanner roundup ("Welcome Back," March 2003). When I use the CanoScan Toolbox X to open an image in any Classic app (Photoshop 6.0, Adobe Photo-Deluxe 2.0, or PhotoStudio), two scans work perfectly but the third scan hangs up, producing the error message "cannot communicate with scanner." Force-quitting the Classic environment solves the problem for two more scans.

PETER SAMUEL

I waste 80 percent of my scanning time doing rescans because of the difficulty of precisely aligning engineering drawings and pictures on the glass. I almost always find that they are off 2 to 8 degrees. Am I the only person who can't align the scanning subject on the glass? Why in God's name hasn't any scanner manufacturer incorporated an adjustment option for rotating images clockwise or counter-clockwise by half degrees?

You can accomplish this in Adobe Photoshop by selecting Rotate Canvas from the Image menu and scrolling to Arbitrary. Then you can enter the precise number of degrees to rotate your image.—David Weiss

JOEL SNYDER

One of the main remaining barriers that keeps me from converting to OS X is its lack of drivers for small scanners such as the Strobe Pro. I have been using the Strobe and its predecessor for years to help automate my business by scanning in invoices, documents to fax, and all sorts of other small, simple jobs.

Unfortunately, the Strobe has gone Windows-only. You might want to take a look at HP's Scanjet 3500c (after considering the comments in the next letter). It's not quite as small as the Strobe, but because it gets all its power from USB, you can tuck it away when you're not using it.—David Weiss

SAMUEL J. HUSKEY

I was happy to read that scanners are no longer stuck in limbo in OS X, and I was especially pleased that you went on to talk about the Hewlett-Packard Scanjet 3500c, which I own. Unfortunately, I have not been able to use my scanner with my com-

puter in OS X, even with version 10.2.3. I decided to try again after reading your article, but I had no luck. Are you privy to some trick unknown to the rest of us HP users? If so, please divulge your secret.

I had no luck with the drivers that came on the disc, so I downloaded the 195MB driver from HP's Web site. When I ran the installer the first time, it quit in the middle of the process, but I immediately tried running it again, and it worked. Keep in mind that I was running OS X 10.2.1; you may not have a similar experience.—David Weiss

HANS LOESER

My main purpose in scanning is to scan letters, articles, and newspaper pages into a word processor. An editable FTP might also do. But almost nothing is written about this, and I, at least, have great trouble getting such scanning done on a personal scanner such as Microtek's ScanMaker 3700.

Just about any scanner will do what you want—scanning text and bringing it into Word—in either OS 9 or OS X. You'll need OCR software,

which may come with your scanner. Both Omni-Page Pro X, from ScanSoft, and Readiris Pro 7, from IRIS, run in OS 9 and higher, including OS X.—David Weiss

Account for Yourself

ANNE HILL

I can't believe Jeffery Battersby gave MYOB AccountEdge (★★★★; February 2003) such a good rating when its upgrade function is so abysmal. Every time I upgrade MYOB software, I have to deal with the new application folder it creates. First I must manually move all my customized forms (provided I can remember their arcane names) into the new folder. Then I have to upgrade every file I've ever created with earlier versions of the program, so the new version can read them. This is time-consuming, unnecessary, and highly aggravating. AccountEdge should update the existing program in its existing folder. It should recognize the customized forms and ask whether I want to update them. It should be able to read files made in previous versions and update them auto-

matically. If it did all this, then it would indeed be a ★★★★★ product.

SHERRIE McMAHON

Jeffery Battersby did not mention the product's most critical flaw: its continued omission of the statement of operations, the fundamental accounting report that tells you where your hard cash actually went last period. Every first-semester business student can name the three fundamental accounting reports: the balance sheet, the income statement, and the statement of operations. You simply cannot describe a company's financial health accurately or completely without using all three reports. In my opinion, omitting any of them is a serious defect, and we have decided not to invest any further in AccountEdge as a result.

An Ill-Advised Reunion?

DARRYL W. DOCKINS

I read with horror the flawed review of Leister Productions' Reunion 8 (★★★★; continues



HAVE FUN WITH YOUR DIGITAL PHOTOS

For just \$99, the Graphire2® gives you the control you need to quickly and easily edit your digital photos. Have fun with Graphire2 and join more than 2,000,000 satisfied Wacom® tablet users.

HOW TO FIX BLINKS

Use the control of your Wacom pen to seamlessly fix the blink by bringing in a pair of open eyes from another digital photo.

FREE PHOTO FUN CD!!

Visit our website to see a short video of this fun fix in action. And while you're there, request your FREE Photo Fun CD.



visit www.tabletphotofun.com call 800-922-2589



SHE'LL LOVE HOW YOU CAPTURED THE MOMENT.

PATENTED PEN

Pressure-sensitive for control, with a built-in eraser for easy fixes. There's no cord to tangle, no batteries to buy—ever. And it works with any software a mouse will.

CORDLESS MOUSE

No ball to clean, no cord to tangle. And no batteries to buy—ever.

FREE SOFTWARE

Adobe Photoshop Elements, procreate Painter Classic and penPalette LE by nik multimedia.

graphire2
BY WACOM



Intuos2® starts at \$199



Graphire2—only \$99



Cintiq® starts at \$1899



Watch for the Penabled logo to ensure you're getting the natural pen and superior performance of Wacom's patented cordless and battery-free pen technology. © 2003 Wacom Technology Corporation. Wacom, Graphire, Intuos, and Cintiq are registered trademarks, and Penabled is a trademark, of Wacom Technology Co. All rights reserved. All other trademarks are property of their respective owners. Offer good while supplies last. Subject to stock. Minimum order. All prices are suggested street price.

Choose 85 at www.macworld.com/getinfo

March 2003). While it is true that what Reunion does, it generally does well, I was stunned by Battersby's conclusion that it has no significant cons. Since the very first version, Reunion has failed to provide users with the ability to sort their database records by any date field or, worse, by *any* field other than name. If any subject is time- and organization-sensitive, it has to be genealogy. For this reason alone, killer date-handling and -sorting capabilities are mandatory baseline criteria for a genealogy database program and a primary gauge of its practical worth in a research sense. Any database worth its salt should allow a sort on any field contained within it, as well as multiple sorts on multiple fields. Despite years of revisions and upgrades, Leister has made absolutely no improvement to Reunion's crippled date or sort capabilities since its first release.

DUNCAN DIXON

I have used Reunion for years and agree that it's a great product. However, I would not say it has no significant cons. The main one is a lack of Unicode support. This is fine if you don't have any Chinese, Japanese, Thai, Russian, or Arab relatives. For those of us who do, lack of Unicode support is a big minus.

Validating Virex

CATHERINE BURNETT

Reader Shawn O'Laughlin complained about Virex 7.1's slowness (*Feedback*, March 2003). I'm running it on a 450MHz Power Mac G3 with hard drives similar to his—a 60GB drive with Jaguar, a 20GB drive with no OS but many programs, and a 9GB drive with OS 9.1—and it certainly doesn't take six to eight hours to scan the OS X partition. Rather, it takes only about 10 minutes and doesn't slow down anything running in the background. I feel that it's a worthwhile piece of software.

The Song Remains the Same

PAUL COLVIN

It is obvious in reader Ernie Mansfield's response to Ivan Beeckmans's letter regarding the true cost of a music CD (*Feedback*, March 2003) that Mansfield has bought into the untruths spread by the Recording Industry Association of America, BMI, and others. Records at their heyday cost \$6.95

retail, but those of us in the industry knew that the true cost (including all production, advertising, and royalties) of delivering a record to a store's shelves was about 75 cents per record. When CDs came out and production equipment was scarce, the cost of getting one out was indeed much higher. But today, the industry seems hard pressed to explain why it costs record companies many dollars more than the consumer pays just for raw goods. Even if you factor in inflation, the average cost of getting a CD to the shelf is way under \$1.75 and has been for more than a decade.

Scrubbed Out

ROBERT H. STAPLETON

Thanks for the timely review of Steinberg's Cubase SX 1.051 (♦♦♦; March 2003), but in my mind, the million-dollar question remains unanswered. The failing of Cubase VST has always been that it offers no MIDI scrubbing, a feature essential to anyone who does serious studio work. Has Cubase SX addressed this oversight?

I agree that MIDI scrubbing is a convenient feature. But given that it's fairly easy to click at the point in the sequence where you'd like to begin playback and then press the spacebar, this omission will hardly be a deal-killer for most people.—Christopher Breen

Beige Goes Aqua

JAY CURTIS

I am very pleased with the way my newly upgraded G3 minitower is running Jaguar, so I was surprised to read that Kristina De Nike had "serious problems running OS X on beige Power Mac G3s" ("Power Mac Power Boost," March 2003). My old beige beast (which I've upgraded with a 500MHz Sonnet G4 processor, additional RAM, and a new IBM 40GB IDE hard drive) runs Jaguar significantly faster than my 500MHz G3 PowerBook, which has a faster system bus and video display. The speed difference is no doubt due principally to the G4's AltiVec engine and to better hard-drive performance in the beige system. The problems of using OS X with SCSI drives on beige systems have been well documented online.

However, it shouldn't matter. Most, if not all, beige G3 systems came with

an ATA bus and an IDE hard drive installed. There is a vacant internal connector for the minitower's vestigial SCSI bus, but apparently few of these computers were manufactured with a drive that used that connector. Although Apple issued firmware patches to fix Jaguar's incompatibility with SCSI, most knowledgeable beige upgraders will avoid the temptation to improve storage by adding a drive to the SCSI bus. Instead, they will simply replace the original 4GB or 6GB drive on the ATA bus.

Another caveat is the fact that Jaguar does not recognize the RS-232 serial ports and the devices connected to them. Upgraders must migrate to USB and FireWire peripherals. There really are no other options for people who want to use external dial-up modems, stand-alone printers, external CD-RW drives, scanners, and Jaguar. Upgrading a beige box does require a little research, but it pays off. While upgraders certainly won't get state-of-the-art OS X performance in upgrading a computer with a 66MHz system bus, they will definitely get acceptable performance if they upgrade properly.

HyperCard Lives

PAUL KERVIN

I was disappointed with Andy Ihnatko's comments in "Stages of Grief" (March 2003). Just as people were talking about the demise of Apple a few years ago, now Andy is talking about the demise of HyperCard. When does Andy write these articles? OS X-compatible SuperCard 4 was released back in October 2002. In addition, AppleScript serves a very different purpose. The power coder will want both AppleScript and SuperCard.

Post comments on our forums (www.macworld.com); send them by mail to

Letters, *Macworld*, 501 Second Street, 5th Floor, San Francisco, CA 94107; or send them by e-mail to letters@macworld.com.

Include a return address and daytime phone number. Due to the high volume of mail we receive, we can't respond personally to each letter. We reserve the right to edit all letters and posts. All published letters and forum comments become the property of *Macworld*.

Microsoft

Great MSN service. Genetically engineered for Mac.



Introducing new MSN® for Mac OS X. Built to make the Internet work better than ever, and now built specifically for Mac. With lots of smarter features you won't find anywhere else, like flexible Parental Controls you set to block specific Web sites or whole categories of sites. And tough Junk E-mail Protection you can customize in seconds to guard your inbox, your way. And it wouldn't be made specifically for Mac without dedicated Mac support 24 hours a day, 7 days a week from Mac experts. **It's better with the Butterfly.**

msn. 
for Mac OS X

Call (866) 896-6768 or visit join.msn.com today.

© 2003 Microsoft Corporation. All rights reserved. Microsoft, MSN, and the MSN logo are either registered trademarks or trademarks of Microsoft Corporation in the U.S. and/or other countries. Apple, Mac, and Macintosh are registered trademarks of Apple Computer, Inc.

mac warehouse®

Your On-Call Apple Specialists



Apple iBook® as low as \$994⁹⁵

- **100% Certified Apple Product Professionals —**

Every Mac Warehouse sales associate has successfully completed rigorous training from Apple — so you always speak to an expert! And this team has been dedicated to helping Mac Warehouse clients get the right Apple and Apple-related products longer than any other company in the industry!

- **Timely Delivery —** Mac Warehouse makes sure your order arrives when you need it

- **The Latest Technology —** Mac Warehouse features the newest products

Plus Free lifetime tech support for every product we sell!

Keynote
When Your Presentation
Really Counts


\$94⁹⁵

**New! Apple
Keynote™**

Create
compelling,
graphically-rich
presentations!



Authorized Reseller



Call us today!

800-ALL-MACS

(800-255-6227)

macwarehouse.com

For Canadian inquiries and orders
please call 877-375-3173

Choose 19 at www.macworld.com/getinfo

AFTER MANY YEARS, IT'S THE BEGINNING OF THE END OF THE OS X TRANSITION

Evolution Endgame

A little more than two years ago, Steve Jobs stood before a group of reporters at Apple's Cupertino headquarters to show off the finalized version of Mac OS X, predicting it would be the Mac's operating system for the next 15 years. Two days later, OS X hit retail shelves, marking the release of a next-generation operating system that had been in the works, in one form or another, for more than a decade.

But while the March 2001 release of OS X may have been the long-awaited end of Apple's effort to find and develop a successor to its original Mac OS, the transition to the new OS was only beginning.

Two major OS updates, hundreds of software releases, and a little less than two years later, Jobs found himself standing before a different group—a crowd of adoring Mac fans at January's Macworld Expo in San Francisco. Missing key functionality including DVD playback and CD burning when it first shipped, OS X

had evolved into a stable and feature-rich operating system, thanks in large part to the 10.1 and 10.2 updates. OS X was not only the default operating system on newly released Macs; the new machines wouldn't even boot into anything but the new OS. So on this occasion, Jobs had the completion of a different milestone to announce.

"The OS X migration," Jobs declared, "is basically over."

X by the Numbers

Jobs's statement was typically bold, but Apple believes that it has the numbers to back its CEO up. In January, the company reported it had 5 million active OS X users, up from 1.2 million in January 2002. It hopes to see the number of users double to 10 million by year's end.

The number of native applications has climbed dramatically, too. At the time Steve Jobs was walking reporters through the finer points of OS X in March 2001, Apple claimed that 356 programs

ran natively on the new OS; these days, the figure tops 5,000. Quark's long-awaited OS X-native version of XPress is expected to join the party soon (see "Quark Enters the Land of OS X," page 62).

User-adoption rates for OS X came under fire last summer from some developers—most notably Microsoft, which criticized Apple's promotional efforts for the new OS. Tim McDonough, director of marketing and business development for Microsoft's Mac Business Unit, says that these days the software giant is pleased with adoption rates for OS X. "As more and more Mac users upgrade to OS X, the number of requests for OS 9 products has decreased," McDonough says.

Other developers see the OS X business picking up as well. FileMaker, an Apple subsidiary that released an OS X-native version of its flagship database program shortly after OS X's initial release, reports that between 35 and 40 percent of its Mac users were

WHAT'S NEXT

San Jose in May? Try San Francisco in June. That's the new place and time for Apple's rescheduled Worldwide Developers Conference, kicking off June 23.

X Times Apple's search for a modern OS stretches back for more than a decade—from Pink to Copland to Rhapsody and

April 1991
Apple demonstrates Pink, an object-oriented OS, to IBM.

October 1991 Apple and IBM form a joint venture, Taligent, to complete Pink.

June 1994
System 7.5 ships.

November 1995
Copland beta goes out to key developers; final version delayed to 1997.

December 1996
Apple buys Next and its OS, NextStep.

August 1997
Mac OS 8 ships.

May 1998 Apple unveils a revised OS strategy, changing the name to OS X; the OS will ship in the fall of 1999.

January 2000 Steve Jobs delivers a public preview of OS X, unveiling the Aqua interface; launch is delayed until the summer.

1991	1994	1995	1996	1997	1998	1999	2000
May 1991 System 7 ships.	March 1994 Apple publicly announces its next-generation operating system, code-named Copland, which is set to ship in 1995; it will be followed by Gershwin in 1996.		August 1996 Apple ends development of Copland and Gershwin.	January 1997 Apple unveils plans for another OS, which will incorporate NextStep; it's code-named Rhapsody.	October 1997 Developers get a copy of Rhapsody.	October 1999 OS 9 ships; OS X's debut is delayed to early 2000.	



TAVIS COBURN

using the OS X version of File-Maker as of last summer. "It's probably increased significantly since then," says Dominic Goupil, FileMaker's president.

"We're really happy with where [the OS X transition] is at today," adds Dave Burkett, Adobe's director of product management for collections and illustration products. "The last couple of quarters after Jaguar's [August 2002] release, things have picked up."

Why Switch?

Last year's Jaguar update to OS X certainly spurred some users to give the new operating system a try. User Andy Highberger had fought off any impulse he had to switch before early 2003. "I was one of those saying that OS X was a disaster until I tried it and found out what I can do with it," says Highberger, who now works exclusively on OS X, with the exception of a monthly checkup using Alsoft's DiskWarrior in OS 9.

Still, for some segments of the Mac market, the transition to OS X hasn't even begun. Educators with tight budgets are loath to spend the money on the hardware and software upgrades an OS X switch would require (hence Apple's decision to continue offering OS 9-booting Macs for its education customers). Print and design professionals are largely taking a wait-and-see attitude as well—at least until QuarkXPress 6.0 arrives. "As a designer who uses Quark for major print designing, there is no reason to use OS X," Mac user Steve Sand says.

But even some Mac users who initially balked at OS X have found the new OS to their liking. When it first came out,

Glenn Blaylock installed OS X on his blue-and-white Power Mac G3. Sluggish performance and a lack of native applications forced him to go back to using OS 9. The 2001 release of OS X 10.1 changed things considerably. "The speed boost in this version was sufficient to allow me to start using OS X full-time," Blaylock says.

Transition Tales

How smoothly did the transition from OS 9 to OS X go? The answer depends on which users you talk to. For some, it was a practically seamless migration. For others, it took time and effort to figure out the new OS's way of doing things. But if there's one thing that has commonly bedeviled Mac users moving to OS X, it's getting old hardware to work with the new OS.

For printing in OS X, users and developers had to get past the concept of the classic Mac OS's Chooser, says Mark Radogna, senior product manager at Epson America. Printer drivers in OS 9 had been based on QuickDraw, "which

had been around for so long, and people loved it," he adds. "It gave printer manufacturers license to [do] what they wanted." OS X, on the other hand, is optimized for PostScript printers. It's a "superior operating system," Radogna says, with "a lot more power for printer manufacturers to use for creating drivers." But the guidelines are also stricter. "With OS X 10.2.4, we can develop a driver that's high quality, that our users are used to seeing," he adds.

Even after producing OS X-native drivers, hardware makers faced another challenge, notes Rick Spillers, Hewlett-Packard Mac-Connect product manager: getting their product cycles to match up with Apple's release of OS updates.

For software developers, creating programs that ran natively in a new OS presented a new set of challenges—some were easy to tackle; others, less so. For example, programmers working on QuarkXPress 6.0 found that it was easy to use the new help viewer and to take advantage of window-management

continues

on to OS X. Here are some key dates in the evolution of Apple's OS.



May 2000 Apple plans to release an OS X public beta in the summer; the final version will ship in early 2001.	January 2001 Apple sets a March shipping date for OS X.	May 2001 Apple announces that OS X will be preinstalled on all new Macs; OS X 10.0.2 update adds CD-burning capabilities.	September 2001 OS X 10.1 ships.	March 2002 Apple announces that OS X will add Bluetooth wireless connectivity support.	August 2002 Jaguar is released.	January 2003 Apple introduces a beta of the X11 windowing interface for OS X.
2001			2002			2003
September 2000 OS X public beta is released.	March 2001 OS X is released.	July 2001 Apple previews OS X 10.1, the first major update to the new OS.	January 2002 OS X becomes the default operating system for all new Macs.	May 2002 Apple publicly previews OS X 10.2, code-named Jaguar.	September 2002 Apple announces that all Macs shipping in 2003 will boot only into OS X.	June 2003 Apple plans to unveil the next update to OS X, code-named Panther.

MULTIMEDIA
BEAT

Hardware

Input Devices

A multimedia controller from Contour Design (800/462-6678, www.contourdesign.com): The **ShuttleXPress** (\$60) is built for audio and video editors. It offers one-hand access to five programmable buttons and a jog-shuttle knob.

Video

A video-capture and -playback card from Digital Voodoo (www.digitalvoodoo.net): The **HD Fury** (\$11,995) is an uncompressed 10-bit HD SDI capture and playback card with one HD SDI input, one HD SDI output, eight channels of AES/EBU, and simultaneous SD SDI down-conversion.

An updated hardware-software postproduction system from Pinnacle Systems (650/526-1600, www.pinnaclesys.com): **CineWave 4** works with Apple's Final Cut Pro 4. It adds support for real-time capture from both SD and HD sources at multiple frame rates. It also supports real-time effects for DV, PhotoJPEG, and 8-, 10-, and 16-bit uncompressed sources in the same timeline while still providing for video output (\$3,995; upgrade, \$299).

Software

Audio

Digital Performer 4, from Mark of the Unicorn (617/576-2760, www.motu.com): The digital-audio and MIDI-sequencing production system adds OS X compatibility. Other additions include CoreAudio, CoreMIDI, and ReWire 2.0 support (\$795; upgrade, \$149).

Peak 4, from BIAS (707/782-1866, www.bias-inc.com): The updated stereo-waveform-editing application will run only on OS X. It adds support for Audio Unit plug-ins, Apple's OS X audio plug-in standard (\$499; upgrade, \$149).

Video

Boris Red 3GL, from Boris FX (888/772-6747, www.borisfx.com): The latest version of the integrated 3-D-compositing, -titling, and -effects application adds support for OpenGL-based-hardware acceleration. The update will ship by the end of June (\$1,595; upgrade, \$295).

HipFlips 1.2 for Mac OS X, from Totally Hip (604/685-6525, www.totallyhip.com): Updates to the video-enhancement and -compression tool include the ability to create MPEG-4 movies in either MOV or MP4 formats, a faster compression engine, an expanded codec view, and support for QuickTime 6 effects and transitions (\$50).

Shake 3, from Apple (800/692-7753, www.apple.com): The updated compositing software remains compatible with Irix and Linux, but the new version will sport features compatible solely with OS X, including unlimited network-rendering and broadcast-monitor support. The OS X version also costs half as much as the Irix and Linux versions (OS X: \$4,950; Irix and Linux, \$9,900 plus \$1,485 annual maintenance).—COMPILED BY PHILIP MICHAELS

What's next for OS X?
Apple should provide a
pretty definitive answer
at June's Worldwide
Developers Conference.

quality products for OS X."

Panther on the Prowl

If, as Steve Jobs contends, the initial migration to OS X is over, then what's next for the Mac platform? Apple should provide a pretty definitive answer to that question at its Worldwide Developers Conference, where it

will preview the next major update to OS X, code-named Panther. Apple pushed the conference back a month to June so it could provide developers with a more complete preview release.

"We saw how much of a huge difference Jaguar made," FileMaker's Goupil says. "We're looking forward to seeing what's in Panther and how we can take advantage of it."

As for those who are still using OS 9, it's likely that Apple's hardware strategy will ultimately do what the growth and development of OS X software could not: with all of Apple's new hardware requiring OS X, every OS 9 user who wants to buy a new Mac will be simultaneously making the transition to OS X.—PHILIP MICHAELS

NEW PHOTO, DVD PROGRAMS ARE WINDOWS ONLY, BUT MAC USERS SHOULDN'T WORRY

No Adobe, No Problem?

A few years ago, the news that Adobe was bypassing the Mac platform with two Windows-only programs would have been met by howls of outrage. But the releases of Adobe Photoshop Album and Adobe Encore DVD for Windows have met with very little fretting about the state of Adobe-Apple relations—largely because neither program offers anything that's not already available on the Mac.

The \$50 Photoshop Album makes basic corrections to digital photos and lets you store and share them—the same functionality Mac users get from Apple's free iPhoto. Encore DVD is a DVD-authoring application aimed at video-production pros, but with Apple's \$499 DVD Studio Pro and free iDVD, Mac users probably won't need Adobe's new app.

Adobe acknowledged as much with its Encore DVD release. Product Manager Giles Baker says that the new program is aimed at Adobe Premiere users, who—thanks to multiple video-editing offerings from Apple and Avid—are primarily Windows users. "Apple has a really strong solution on the Mac with iDVD and DVD Studio Pro," Baker adds. "It didn't make sense [to release a Mac version] with the first version."

Mac users without a SuperDrive-equipped Mac are still looking for a low-cost DVD-authoring program that supports third-party burners (although LaCie recently began offering the \$149 CaptyDVD as a stand-alone offering). But Adobe's reluctance to produce Mac versions of Photoshop Album and Encore DVD suggest that it's not always a sign of trouble when a developer eschews a platform—sometimes it's a sign that the platform is doing just fine.—PHILIP MICHAELS

Apple Carries a Tune

Apple hopes to hit a high note where several online services have fallen flat—selling music to computer users who have gotten used to downloading songs for free. But Apple believes that its iTunes Music Store will thrive, thanks to an extensive library of music, superior technology, and the ease of use traditionally associated with Mac products.

Through the iTunes Music Store service, consumers will be able to search an online music library, listen to song previews, and buy music. Users can download individual songs (99 cents each) or entire CDs without having to pay a subscription fee.

Apple's efforts are backed by the five major commercial music publishers. That gives the company immediate access to more than 200,000 songs, with more to be added regularly. Designed to work with iTunes 4, Apple's music service will initially be available only to Mac users; a Windows version will follow later in 2003.

Inside the Store

The name of Apple's service includes the word *iTunes* for a reason—you access the entire Music Store from within Apple's OS X-only music-player application. A

new item, Music Store, resides with your Library and Playlists in the left pane of iTunes 4. When you click on it, the right side of the iTunes window turns into a Web-browser-style interface, full of links to artists and albums.

To search for music, you type the name of a song in the iTunes Search box. The Music Store will return a list of available tracks in a standard iTunes track list. Click on the Browse button, and you'll be able to browse for tracks by artist, album, and genre, through an interface only slightly different from the standard iTunes browser. Double-click on any track in a Music Store list, and you'll hear a 30-second preview streamed over the Internet. You buy music via the same Apple ID system used for Apple's online store: once a purchase is completed, iTunes 4 downloads your tracks, placing them in a Purchased Music playlist within iTunes.

While the name *MP3* has become synonymous with digital music, the iTunes Music Store doesn't use the MP3 file format. Rather, it uses AAC (Advanced Audio



What's in Store The Music Store item in the left pane of iTunes 4 links users to Apple's new online music service.

Codec), a compression format developed by Dolby Labs that creates smaller, better-sounding files than MP3 does.

Apple isn't just using AAC as a way to improve audio quality. The AAC files you buy from the iTunes Music Store are marked as belonging to you, and they come with some limitations on distribution, as a means of fighting piracy. While you can burn purchased tracks to audio CD, those tracks can reside on only three Macs at a time and, among external music players, are currently compatible only with the iPod. You can use purchased tracks as soundtracks for other iLife programs, such as iPhoto and iMovie.

Joining the Chorus

Unlike the iTunes Music Store, most online music services use a subscription model—you pay a monthly fee that lets you own songs only as long as you are a member. But the meaning of "ownership" varies by company.

The service closest to Apple's offerings comes from EMusic, which charges a \$9.95-per-month fee with a one-year commitment. EMusic has no restrictions on downloading or burning tracks. Listen.com's Rhapsody costs \$9.95 per month; burnable versions of many tracks are available for an additional fee.

Although Apple's isn't the only service to offer tracks from the five major record labels—BMG Entertainment, EMI Recorded Music, Sony Music Entertainment, Universal Music Group, and Warner Music Group—it has exclusive bonus content from artists such as U2, Eminem, Sting, Bob Dylan, and Sheryl Crow. Apple is also the only company to offer AAC audio; other services use MP3 or Windows Media.—JONATHAN SEFF AND JASON SNELL

The iPod Puts Its Best Face Forward

As Apple attempts to put a new face on online music delivery, the company has also altered the look of its top-selling MP3 player. The redesigned, slimmer iPod sports a new solid-state navigation wheel on its front and can store even more music.

Apple added four buttons just above the iPod's scroll wheel: rewind, menu, play/pause, and fast-forward. As with the iPod models introduced last summer, the scroll wheel and new buttons are touch-sensitive and have no moving parts—for durability and ease of use.

Apple has boosted the iPod's storage size, making the music player available in 10GB, 15GB, and 30GB capacities (see "Playing a Different Tune"). While the new models are taller than the previous iPod, they're also thinner and lighter. These new iPods don't use a standard six-pin FireWire port; instead, they have a special thin connector. Each model comes with an adapter cable; the 15GB and 30GB models also come with a connection dock.—PHILIP MICHAELS



Playing a Different Tune

Apple has revised its iPod offerings, with new devices featuring larger capacities.

CAPACITY	SIZE	WEIGHT	ACCESSORIES	PRICE
10GB	4.1 by 2.4 by 0.62 inches	5.6 ounces	headphones, AC adapter, FireWire cable, 4-to-6-pin FireWire adapter	\$299
15GB	4.1 by 2.4 by 0.62 inches	5.6 ounces	dock, remote, carrying case, headphones, AC adapter, 4-to-6-pin FireWire adapter	\$399
30GB	4.1 by 2.4 by 0.73 inches	6.2 ounces	dock, remote, carrying case, headphones, AC adapter, 4-to-6-pin FireWire adapter	\$499

APPLE ADDS NEW CAPABILITIES IN FINAL CUT, DVD STUDIO PRO UPDATES

Video Double Features

The professional video-editing market has become a vital part of Apple's business, as important to its future as desktop publishing was to the Mac's early days. So it wasn't surprising that Apple chose the biggest event for video pros—the annual National Association of Broadcasters trade show in Las Vegas—to showcase the latest versions of its two most important pro video tools, Final Cut Pro and DVD Studio Pro.

Real Time Goes Extreme

Final Cut Pro 4 (\$999; upgrade, \$399) includes more than 300 new features—with a major addition in the form of RT Extreme. The highly requested feature replaces Final Cut Pro 3's real-time architecture. Final Cut Pro no longer puts limits on the number of real-time effects users can preview at one time; the new version includes hundreds of real-time effects—a significant jump from the number introduced in version 3—and can display as many as your Mac's processor can handle. For better editing precision, you can now output to a broadcast monitor over FireWire with the same real-time effects—and it's all done by software, without additional previewing hardware.

To give editors more flexibility, Final Cut Pro 4 sports a completely customizable interface, with access to more than 600 tools and commands. Final Cut Pro's keyboard-layout controller lets you remap your keyboard by creating custom buttons and window layouts.

Available in June, Final Cut Pro 4 also includes several new applications: LiveType, Soundtrack, and Compressor. LiveType is an enhanced titling tool with more than 150 effects and templates. Soundtrack allows you to create royalty-free music to accompany your projects. The loop-based program with real-time arranging and mixing matches tempo and keys on-the-fly. Compressor is a video transcoder that supports batch processing and all QuickTime codecs. It compresses from your source material, so there's no need to save a copy to disk first and then encode.

New Price, New Look

The change many users will first notice about DVD Studio Pro 2 is the DVD-authoring software's new price—it's now \$499, half the previous price. Existing users can upgrade for \$199. Anyone who purchases DVD Studio Pro 1.5 before version 2's August release can upgrade for \$30 through Apple's up-to-date program.

More important than a new price is DVD Studio Pro 2's completely new interface, which combines some of iDVD's cleverness with DVD Studio Pro's high-end authoring capabilities. Version 2 includes timesaving, customizable templates and content-aware drop zones that anticipate what you want to do with media. You now create buttons and menus from within the application rather than using a graphics program such as Adobe Photoshop. Final Cut users will feel at home with new NLE-inspired timelines for working with clips, video, and additional assets. And new timeline-editing tools let you trim clips and control chapter markers from within DVD Studio Pro.

DVD Studio Pro includes the same compressor application as Final Cut Pro, and it comes with a new MPEG-2 encoder. And DVD Studio Pro now accepts all QuickTime files (instead of just MPEG-2) and can encode with 1- and 2-pass variable bit rate (VBR) in the background.—JONATHAN SEFF

PRO FILE | Q&A WITH RICH SIEGEL

TEXT SUPPORT

Try telling Rich Siegel that TextWrangler—the general-purpose and programming text editor recently released by Bare Bones Software—is just a repackaged version of BBEdit Lite with a new name and a \$49 price. The founder, president, and CEO of Bare Bones will be happy to tell you that you're wrong—there are a few stark differences between TextWrangler and the freeware text editor. Siegel recently spoke with *Macworld* to spell out those differences and explain his company's decision to drop BBEdit Lite from its product line.—PHILIP MICHAELS



AT A GLANCE

RICH SIEGEL Founder, President, and CEO, Bare Bones Software
MAC: Dual-1GHz Power Mac G4
SOFTWARE: NetNewsWire Lite 1.0, SpamSieve

Who is the target audience for TextWrangler?

TextWrangler was specifically designed for anyone who is no longer a novice Mac user, who routinely works with plain text. Of course, TextWrangler also appeals to power users, by virtue of including several features that take advantage of the powerful foundation underneath OS X. However, the interface and core capabilities are intended for any non-novice user.

Would it be correct to call this a BBEdit Lite replacement?

I'd have to definitely say "incorrect." BBEdit Lite is replaced by the free programs available for OS X, either included with the OS installation or available from third parties. Regardless of whether or not you think those offerings are of high quality, it is such software that replaces BBEdit Lite.

So there's more to TextWrangler than there was to BBEdit?

Absolutely. TextWrangler is a considerably more modern, refined, and capable product, and there is a lot more to TextWrangler than would ever have been in BBEdit Lite. There are too many discrete improvements to list them all here, but they include PCRE pattern-matching for grep searches, integration with OS X Services, Unicode support, syntax coloring for supported languages, and authenticated saves.

Why did you discontinue BBEdit Lite?

With the increasing age of BBEdit Lite, and the fact that no further updates were planned, we believe that it was not representative of the state of the art of our product line. The BBEdit Lite code base hasn't been touched in more than two years, while the rest of our technology has continued to evolve in the meantime. Second, with the release of OS X, the OS itself comes with a text editor. Consequently, we believe that the need for a freeware text editor for Mac OS is past.

More Info:

www.macworld.com/2003/06/macbeat/siegel

Rich Siegel talks about Bare Bones Software's other offerings, including BBEdit and Mailsmith.

Not using APC protection on your Mac?

You'll think differently during the next power outage...

...or surge, or spike, or other frequent power event that can end your computing experience in a flash.


If you're using your Mac without APC protection, now is the time to change your mind. Surges, such as those caused by lightning storms, can destroy your system (and your valuable data) in the blink of an eye.

In addition to surge protection, APC's battery backup solutions (such as our Back-UPS® LS) provide clean, continuous power that let you work through short-term outages or provide enough runtime to properly shut down during longer blackouts. Our uninterruptible power supplies (UPSs) let you function without frustrating interruptions, unlike cheap power strips that are incapable of preventing any of the problems that can cause keyboard lockups, system crashes, and lost Internet connections.



In addition to our reliable hardware, APC backs the Mac with new power management software for Mac OS X (v10.1).

Why remain among the unprotected? If you aren't using APC Legendary Reliability™ with your Mac system, that next power event might prove you're not as different as you think.



APC PowerChute® Personal Edition for Mac OS X (v10.1)



- Graceful operating system shutdown in the event of an extended power outage
- User notification when problem occurs
- Integrates with Mac OS X's "System Preferences" application
- Support for launching an external script before shutdown process initiates

APC Back-UPS® LS 500 Clear

- 7 power outlets (4 Battery + surge and 3 surge only)
- 2 line fax/modem protection
- Auto-shutdown software that saves your files and data, even when you're away from your computer
- Automatic Voltage Regulation (AVR)
- Audible and visible alarms alert you to power events as they occur
- Data Recovery warranty by Ontrack
- \$150,000 Equipment Protection guarantee
- 2 year comprehensive warranty



APC Back-UPS® LS 500 Clear

"Apple has always been committed to bringing the highest level of system reliability and productivity to the Mac community. With its impressive Back-UPS units and PowerChute® software, APC is providing more power management support directly to Mac OS X."

Ron Okamoto, Vice President
Worldwide Developer Relations, Apple

APC
Legendary Reliability™

Enter to win an APC Back-UPS LS 500 Clear for your Mac!

Enter to win APC's legendary power protection for your Mac, a \$149.99 value! All entrants will also receive an "Are You at Risk" Kit. (See URL below for complete promotion details)

Enter now: Visit <http://promo.apc.com> Key Code k357y • Call 888-289-APCC x4164 • Fax 401-788-2797

©2003 American Power Conversion Corporation. All Trademarks are the property of their owners. • E-mail: esupport@apcc.com • 132 Fairgrounds Rd., West Kingston, RI 02892 USA • APC3A2EF-US
Choose 73 at www.macworld.com/getinfo

PRODUCTIVITY BEAT



Software

Fax

Page Sender 3.0, from Smile Software (www.smile-software.com): The new version of the OS X fax software adds a folder hierarchy including user-defined archive folders, a printable fax history, and a Sent Faxes tracking feature (\$30; upgrade, \$10 voluntary fee).

Writing

Final Draft AV v2, from Final Draft (800/231-4055, www.finaldraft.com): The updated script processor is designed specifically for dual-column scriptwriting. It also incorporates new column-alignment features and supports customized headers and footers (\$199; upgrade, free).

OmniGraffle 3.0, from The Omni Group (800/315-6664, www.omnigroup.com): The updated diagramming and drawing software features redesigned info panels. The program also features speed improvements, thanks to a new caching architecture (\$70; upgrade, \$25). The Omni Group also plans a professional version, **OmniGraffle 3.0 Professional**, which features new page-layout features, multipage-document support, advanced editing capabilities, and new export options including multipage-HTML export (\$120; upgrades, \$50 from version 3.0, \$60-\$75 from version 2.0).—COMPILED BY PHILIP MICHAELS

CREATIVE BEAT



Software

3-D Animation

Amorphium 3, from Electric Image (800/736-3371, www.electricimage.com): The 3-D-modeling and -animation software now features subdivision-surface modeling tools and support for OS X (\$139; upgrade, \$89).

Maya 5, from Alias|Wavefront (877/405-6645, www.alias-wavefront.com): The latest version of the 3-D-animation and -rendering software has new rendering options, enhanced animation features, and expanded support for other applications (\$1,999; upgrade, \$899).

Asset Management

iView Media, from iView (www.iView-multimedia.com): This slimmer version of the popular iView MediaPro helps you organize digital images, videos, and MP3 files (\$30).

Illustration

Corel Painter 8, from Corel (800/772-6735, www.corel.com): The program adds Sketch Effect and Digital Water Color tools, as well as other enhancements (\$299; upgrade, \$149).—COMPILED BY KELLY LUNSFORD AND TERRI STONE

ADOBE TURNS PDF PROGRAM INTO FOUR DISTINCT PRODUCTS

Acrobat Does the Splits

There may be no other product in the Mac universe with a more appropriate name than Acrobat. After all, since Adobe (888/724-4507, www.adobe.com) introduced the program a decade ago, Acrobat's purpose has flipped around so many times, it's enough to make your head spin. First, it was the road to the paperless office... then it was an HTML substitute... then it was a corporate document container... and wait—now it's a print-publishing format.

Acrobat's ever changing *raison d'être* is the result of more than just marketing whims. Acrobat's user base does turn to the product for a dizzyingly diverse array of needs. So in what Adobe calls an effort to respond to differing demands, the company is splitting Acrobat into four distinct products—Adobe Reader 6.0, Acrobat Elements, Acrobat 6.0 Standard, and Acrobat 6.0 Profes-

sional. Of the four products, only Acrobat Elements is shipping now; the rest should arrive in mid-May. But Elements is the least interesting product from a Mac standpoint—it's a Windows-only application that creates PDF files from within Microsoft Office. Mac OS X already sports built-in PDF-creation tools, so Mac users aren't likely to feel left out.

Adobe Reader 6.0, however, should interest most Mac users: it's a new name for a familiar application—Adobe's Acrobat Reader. Once Reader 6.0 is available (as a free download from Adobe's Web site), you'll be able to use it to view and print files and fill out PDF forms.

The Standard Package

As for the other new versions of Acrobat, Adobe plans to gear Acrobat 6.0 Standard (\$299; upgrade, \$99) toward users who exchange business documents. You can use Standard, which runs on OS X 10.2.2 and later, to create, mark up, and share PDF files.

While some features will be familiar to Acrobat 5.0 users, others are new. Take Review Tracker, which, when you e-mail a PDF file, notes who received the file and who replied. Those responders can use Standard to format and check the spelling of their comments. To make sure you don't overlook anyone's feedback, you can view all comments in one PDF. Also new is an OS

X version of Distiller, which was the lone holdout in the otherwise OS X-native Acrobat 5.0.

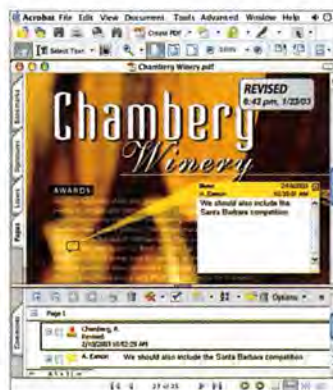
Acrobat Goes Pro

Acrobat 6.0 Professional (\$449; upgrade, \$149) includes everything in Standard, along with tools specifically for print designers, service-bureau professionals, and engineers. A new split view lets users compare two areas of a file at once.

A pan-and-zoom window offers quick navigation. And the loupe tool lets users zoom in on one area of a page without changing the rest of the file's magnification level.

The Professional version lets users preview a job's color separations and flattened transparency effects. People who send PDF/X files to print shops for more-reliable output may benefit from Professional's PDF/X validator. The program, which runs on OS X 10.2.2 and later, can also embed preflight information, so vital details about your work aren't relegated to an easily misplaced sheet of paper.

While Acrobat 6.0 Standard costs just \$50 more than the \$249 version 5.X, Acrobat 6.0 Professional costs \$200 more. But Adobe points out that Professional includes new capabilities previously available only in specialized applications from other companies. The company is counting on these features making Acrobat users flip over the newly created program, not over the price increase.—TERRI STONE



Stamp of Approval In the Acrobat update, it's easy to time- and date-stamp files and add notes.

BUY 1, GET 4 FREE*



*Purchase one full copy of TechTool® Pro 3 or Drive 10™ and get a free upgrade to TechTool Pro 4 when it ships this spring! See details below.

TTP: 4 TECHTOOL PRO 4



Offer expires May 31, 2003.
Only available on specially marked packages.
Promotional offers cannot be combined. Void where prohibited.



Micromat Inc. 800-829-6227 707-566-3831 info@micromat.com www.micromat.com

©2003 Micromat, Inc. All rights reserved. TechTool is a registered trademark of Micromat, Inc. Drive 10 is a trademark of Micromat, Inc.

WHAT'S
HOTA Quick Look at
the World of Macs

1. The next major version of OS X is code-named **Panther**. Apple chose that code name over the other finalist, *Sleepy Kitty*.
2. Apple unveils **Final Cut Pro 4**. Confident Apple executives proclaim, "This is the best fourth version of something since Police Academy IV!"
3. Al Gore is named to Apple's board of directors. Confused shareholders in Palm Beach, Florida, dispute the results, claiming they thought they had cast their votes for Ralph Nader.
4. Apple will take part in this summer's New York Mac expo after all. By agreeing to participate in the conference, Apple executives scrap their original plan to spend the summer following around the Lollapalooza tour.

Mac OS X Updates

powered by



Apple QuickTime 6.1.1

Enhancements to multimedia player and authoring solution

Apple Remote Desktop 1.2

Remote control for managing Macs

Basilisk II 12

680X0 Mac emulator

Blizzard Starcraft Brood War 1.1.0

Add-on for the strategy-action game

Complete MySQL 4.0.12

MySQL with full graphical install and setup

Data Recycler X 1.0.4

Bug fix for deleted-file-recovery utility

Deneba Canvas 8.0.6

Vector, bitmap, text-media illustration software

DockExtender 3.0.4

Adds menus to Dock and menu bar

FontDoctor X 5.5

Font-problem-diagnosis and -repair tool

GameRanger 3.3

Online game service

Hubi's iTunes Scripts 1.5

Script collection for iTunes

InVisibles 1.4

Makes invisible files and folders visible and then invisible again

iSwipe 1.3b11

Client for Web, FTP, Hotline, OpenNap, and Gnutella

Master Tracks Pro 6.8.2

MIDI sequencing program

MorphX 2.5.3

Creates morphing transitions between images or movies

MP3 Sushi 1.4.1

Rendezvous network radio broadcast station and jukebox server

Net Monitor 3.0

Tool to graph network-interface throughput

NikonView 6.0

Digital photo software for most CoolPix and D1 cameras

Panopticum Digitizer 1.0

Digital effects for Photoshop

Panopticum Engraver 1.0

Photoshop plug-in simulates engraving

PGPFreeWare 8.0.2

Noncommercial limited-use version of PGP encryption

Safari Toolkit 2.1

Improves site compatibility, enables tabbed browsing

Screen Query 1.0

Utility tests screens for dead pixels

Strata 3Dpro 3.8.1

Modeling, rendering, animation application

Taco HTML Edit 1.2.1

HTML editor with tag coloring

Toast Titanium 5.2.1

Updated CD/DVD-burning software

Ventilool 1.0

Software for cooling a Mac's internal temperature

VSTi Host 3.0

Allows stand-alone use of VST instruments and effects

For these and other current updates, visit:

www.macworld.com/subject/updates

Macworld.com has the latest from VersionTracker.com.

HARDWARE
BEAT

Displays

A 20-inch LCD monitor from Formac Electronic (877/436-7622, www.formac.com): The **Gallery 2010 Oxygen** (\$1,149) has a native resolution of 1,600 by 1,200 pixels and a 600:1 contrast ratio. It features the same industrial design as Formac's Platinum series of displays, but it comes with a one-year warranty instead of the three-year warranty standard for more-expensive Formac models.

A flat-panel display from Planar Systems (866/752-6271, www.planar.com): The **PX191** (\$849) is a 19-inch LCD monitor with 1,280-by-1,024-pixel resolution and a 700:1 contrast ratio.

Printers

Two monochrome laser printers from Lexmark (800/539-6275, www.lexmark.com): Both the **Lexmark E321** (\$299) and the **Lexmark E323** (\$399) print 20 pages per minute. The E323 sports a faster processor (200MHz to 100MHz) and more memory (16MB to 8MB) than the E321; it also offers PostScript level 3 support.

Two new printer series and large-format printers from Hewlett-Packard (800/752-0900, www.hp.com): The **HP LaserJet 1300** series (\$399 to \$599) prints as many as 20 pages per minute at 1,200-dpi resolution. The series features two models—one intended for direct-connect use and the other with built-in networking capabilities. The **HP LaserJet 2300** series (\$549 to \$1,299) features six models with speeds of 20 to 25 pages per minute and 1,200-dpi resolution. Both printer series are compatible with Rendezvous, OS X's zero-configuration networking technology. The **Designjet 120** (\$1,295) can do both standard printing and large-format work. It has a standard media tray and 24-inch paper path. Features include closed-loop color calibration, 2,400-dpi resolution, and 4-picoliter drop size. A second model, the **Designjet 120nr** (\$1,895), provides built-in Ethernet networking support.

Servers

A rack cabinet from Marathon Computer (800/832-6326, www.marathon.com): The **M-Rack** (\$1,099) accommodates equipment 30 inches deep and stands 40U tall. Equipped with antitip plates for all four sides, the M-Rack was designed specifically for Apple's Xserve.

System

A USB 2.0-FireWire combo card from Orange Micro (714/779-2772, www.orangemicro.com): The **OrangeCombo Notebook Card** (\$119) includes two USB 2.0 ports, one six-pin FireWire port, and one four-pin FireWire port. The laptop expansion card is compatible with PowerBook PC Card slots and comes with OS X drivers.

A FireWire 400 card from Sonnet Technologies (949/587-3500, www.sonnettech.com): The **Allegro FW400 FireWire PCI adapter card** (\$40) features three six-pin FireWire 400 ports; it's aimed at older Macs needing a FireWire interface or FireWire-equipped Power Macs in need of more FireWire ports. The card is compatible with OS 9 and later. —COMPILED BY PHILIP MICHAELS

CONTOUR DESIGN OFFERS ERGONOMIC ALTERNATIVE WITH ROLLERMOUSE

Rolling Away from Pain

If you're trying to pinpoint one of the major culprits for repetitive strain injuries, look no further than the awkward way computer users reach for and grip their mice. Those movements can contribute to wrist, forearm, or shoulder pain, so input-device makers are scrambling to come up with pointing-device alternatives. Among the more inventive



approaches is the \$190 RollerMouse Station, from Contour Design (800/462-6678, www.contourdesign.com). The RollerMouse Station, which looks like a keyboard tray, sits just in front of your keyboard and doubles as a wrist rest—a horizontal roller bar just under your thumbs replaces a mouse. You roll the bar in different directions to move the cursor; applying pressure to the roller bar acts as a mouse click. Four buttons below the roller bar are customizable via a dial and DIP switches.

The RollerMouse Station does have limitations: it's designed for keyboards with a straight ten-key pad and without a built-in wrist-rest area, so curved or special ergonomic keyboards may not be the best companions for it. An ergonomic specialist can help determine whether a device such as the RollerMouse Station is right for you. —JENNIFER BERGER

Finally... something Mac and PC users **can agree on.**

NetZero is proud to announce NetZero Platinum for MAC OS X

An affordable and reliable
way to get Internet access.

\$9⁹⁵**
a month

**All for less than half the
price of AOL® and EarthLink™!***

**Mac users can now get all the benefits of
NetZero Platinum Internet access including:**

- Fast, reliable connections
- Free e-mail
- Fast page loads
- Great support options including 24-hour online support
- Thousands of access numbers
- Compatibility with popular instant messaging programs



Download in 2 minutes
at www.netzero.com or call 1-877-NET-ZERO

NETZERO®
PLATINUM

* Price comparison based on AOL and EarthLink standard monthly service rate as of 04/01/03. AOL and EarthLink may offer prepaid packages that may reduce savings amount. AOL and EarthLink are registered trademarks of their respective companies.

** Additional phone and live tech support charges may apply. Service not available in all areas.

©2003, NetZero, Inc. NetZero is a registered trademark of NetZero, Inc.

Your tech people are asked to do the impossible every day. Our job: make it happen.

Microsoft

Adobe

SONY

Canon

HP



NEC/MITSUBISHI

EPSON

SimpleTech

Nikon

SYMANTEC



Authorized Reseller

Apple® Power Mac® G4 Series

- ▶ 1.0GHz Motorola PowerPC™ G4 processor
- ▶ 256KB Level 2 cache
- ▶ Memory: 256MB DDR SDRAM
- ▶ 60GB hard drive
- ▶ 32X10X32X CD-RW drive
- ▶ 12X DVD-ROM drive
- ▶ 56Kbps modem
- ▶ 10/100/1000 Ethernet
- ▶ Mac OS® X 10.2

\$1495.00

CDW 460827



Authorized Reseller

Apple iMac® G4

- ▶ 1.0GHz PowerPC G4 processor
- ▶ Memory: 256MB DDR SDRAM
- ▶ 80GB hard drive
- ▶ SuperDrive™
- ▶ 56Kbps modem
- ▶ 10/100 Ethernet
- ▶ 17" wide-screen LCD
- ▶ Mac OS X 10.2

\$1795.00

CDW 463745

All pricing subject to change. For all prices and products, CDW® reserves the right to make adjustments due to changing market conditions, product discontinuation, manufacturer price changes or typographical errors in advertisements. All products sold by CDW are third party products and are subject to the warranties and representations of the applicable manufacturers. Please refer to CDW.com for additional terms and conditions.

©2003 CDW® Computer Centers, Inc. 200 N. Milwaukee Avenue, Vernon Hills, IL 60061 MW10436 06/03

Apple iBook®

- ▶ 800MHz PowerPC G3 processor
- ▶ 30GB hard drive
- ▶ CD-RW/DVD-ROM combo drive
- ▶ 56Kbps modem
- ▶ 10/100 Ethernet
- ▶ Mac OS X 10.2



Authorized Reseller

128MB memory std., 12.1" display **\$1295.00**

CDW 434068

256MB memory std., 14.1" display **\$1495.00**

CDW 434069

Apple PowerBook® G4

- ▶ 867MHz PowerPC G4 processor
- ▶ Memory: 256MB DDR SDRAM
- ▶ 40GB hard drive
- ▶ CD-RW/DVD-ROM combo drive
- ▶ 56Kbps modem
- ▶ 10/100/1000 Ethernet
- ▶ 12.1" active-matrix display
- ▶ Mac OS X 10.2



Authorized Reseller

\$1795.00

CDW 454486

Adobe® Acrobat® 6.0 Professional Upgrade New version

- ▶ New tools that enable creative professionals to reliably exchange documents
- ▶ Convert any document to an Adobe PDF file from graphics applications
- ▶ Automatically manage and track electronic proofing cycles
- ▶ Preflight, output PDF/X-compliant files and preview and print color separations



Adobe

\$139.47

CDW 471794

Microsoft Office v.X

- ▶ User interface for easier navigation within the program
- ▶ Word, PowerPoint® and Excel enhancements
- ▶ Formatting Palette, Microsoft® Word Data Merge Manager, Microsoft Excel List Manager and Microsoft PowerPoint Movies
- ▶ Comprehensive Address Book stores all your contact information making time management even easier
- ▶ Easily access customizable templates to make working with graphics quick and easy



Microsoft

\$459.77

CDW 319867

CDW

The Right Technology.
Right Away.™

CDW.com
800-509-4239

REVIEWS

Reviews you can trust: Macworld rates only final shipping products, not prototypes. What we review is what you can actually buy.

1GHZ 17-INCH POWERBOOK G4

Big Screen and Big Performance Add Up to Professional-Level Portability

BY RICK LEPAGE

Apple's Year of the Notebook started quite impressively, with the release of the 12-inch PowerBook (April 2003), a compact laptop that combined extreme portability with the performance of the G4 processor. Following quickly on that model's heels is the 17-inch PowerBook, the new flagship of Apple's laptop line. Sporting a huge 17-inch screen, a 1GHz processor with ample Level 3 (L3) cache, extensive connectivity options, and several innovative new features, this \$3,299 machine represents the state of the art for anyone who wants the best portable money can buy—especially if size and weight aren't primary concerns.

Desktop Masquerade

Reading a list of the 17-inch PowerBook's technical specs and capabilities, you could easily mistake this laptop for a desktop Power Mac. In addition to the 1GHz G4 processor and 1MB of speed-boosting L3 cache, this PowerBook offers built-in

Gigabit Ethernet and AirPort Extreme, two USB ports, FireWire 400 and 800 ports, a DVI video-out connector, a 56K modem, 512MB of RAM, and a Type II PC Card slot. It's also a storage powerhouse, offering a 60GB hard drive and a slot-loading SuperDrive that burns DVD-R discs at 1x, CD-R discs at 16x, and CD-RW discs at 4x.

You might also mistake this PowerBook's central feature for something you'd find on a desktop: its 17-inch TFT display, a bright and beautiful flat panel with a native resolution of 1,440 by 900 pixels. Even former Titanium PowerBook users will be blown away by this remarkable screen. Whether you're reading spreadsheets, surfing the Web, or watching DVD movies, the 17-inch PowerBook's screen is nothing short of phenomenal. If you use window- or palette-heavy applications such as Apple's Final Cut, Adobe Photoshop, or Macromedia Dreamweaver, this expansive screen lets you work



Unlike with most previous Apple notebooks, you install extra RAM in the 17-inch PowerBook from a door on the underside of the computer, not by removing the keyboard. As a result, the keyboard is very solid, and the keys have an excellent range of motion. In an Apple first, the keyboard is also backlit, letting you find the right key even in a

pitch-dark hotel room. In true Apple tradition, the keyboard light doesn't simply flicker on and off: it dims and brightens gradually. This feature is more than eye candy—it's quite helpful and much more useful than some of the USB-based keyboard lights we've tried. An ambient-light sensor on the PowerBook automatically triggers the backlighting, although you can turn this feature off if you don't like the effect and prefer to adjust the backlighting manually via function keys.

Solid Construction

When it comes to fit and finish, this PowerBook is top-notch. It has the same anodized aluminum shell as the 12-inch model, an excellent improvement over the Titanium PowerBook. The lid, which houses the display, glides back effortlessly on counterbalanced hinges. Two small speakers on either side of the keyboard provide the best sound we've heard from an Apple laptop. Audiophiles will still wince at the sound, but it's more than adequate for watching a movie or listening to music on the road.

Desktop Performance

Like last fall's 1GHz Titanium PowerBook, the 17-inch PowerBook is a well-balanced computer in terms of speed. The 1GHz processor, coupled with the 1MB of L3 cache, a 167MHz system bus (the fastest yet in any PowerBook), fast

Macworld LAB TEST	Speedmark 3.2	Adobe Photoshop 7.0.1	iMovie 2.1.2	iTunes 3	Quake III v1.30b5	Cinema 4D XL 7.303
	OVERALL SCORE	SUITE	RENDER	MP3 ENCODE	FRAME RATE	3-D RENDER
17-Inch PowerBook G4/1GHz	142	0:51	0:43	0:44	79.7	7:01
15-Inch Titanium PowerBook G4/1GHz	140	0:53	0:44	0:42	76.8	6:59
12-Inch PowerBook G4/867MHz	115	1:04	0:52	0:57	54.3	8:41
	>Better	<Better	<Better	<Better	>Better	<Better

BEST RESULTS IN BOLD. REFERENCE SYSTEMS IN *ITALICS*.

Speedmark 3.2 scores are relative to those of a 700MHz eMac, which is assigned a score of 100. Adobe Photoshop, iMovie, and iTunes scores are in minutes:seconds. Quake scores are in frames per second. We tested each system with Mac OS X 10.2.4. The 15-inch and 17-inch models had 512MB of memory installed. The 12-inch PowerBook has 128MB on its motherboard and was upgraded to 640MB of RAM for this testing. We set displays to native resolutions and 24-bit color. The Photoshop Suite is a set of ten scripted tasks using a 50MB file. Photoshop's memory was set to 100 percent and History was set to Minimum. We tested MP3 encoding with an audio-CD track that was 9 minutes and 25 seconds long, converting it from the hard drive using iTunes' Better Quality setting. We tested Quake III at a resolution of 1,024 by 768 pixels with Graphics set to High Quality. For more information on Speedmark 3.2, visit www.macworld.com/speedmark.—MACWORLD LAB TESTING BY JAMES GALBRAITH

32 Laptop computer
Apple 17-inch PowerBook G4/1GHz

33 Desktop computer
Apple Power Mac G4/Dual-1.42GHz

35 Digital-audio software
Pro Tools LE 6

36 Multimedia-authoring package
Director MX

37 Statistics analysis package
SPSS 11

40 Video-encoding utility
Cleaner 6.0

40 DVD-authoring combination
USB Instant DVD

41 Photoshop plug-in
Photoshop Camera Raw

42 3-D-modeling software
SketchUp 2.2

43 Flight simulator
X-Plane 6.51

44 Professional DJ program
Traktor DJ Studio 2.0

45 Pocket PC synchronization tool
PocketMac Pro 2.0

46 Spelling checker
Spell Catcher X

47 Reviews in Brief
CopyPaste-X 1.5, Page Sender 3.0, QuickKeys X 1.5.4, TimeLiner 5.0

48 Hot Products
The best recently reviewed Mac products

49 Mac Gems
Across Lite, iCurve, PhotoKit, PowerMate, PowerWave, Sony Ericsson Clicker

53 The Game Room
GameRanger, MacMAME, Marble Blast, Momo Racing, Payback, Pocket Tanks

38 This Month in Printers
Brother HL 5070N, Hewlett-Packard LaserJet 4300n, Lexmark T420d, Oki Data B4300, Xerox Phaser 4400N

OUTSTANDING: ★★★★★ VERY GOOD: ★★★★ GOOD: ★★★ FLAWED: ★★ UNACCEPTABLE: ★



Plug It In Ports on the left side (pictured, from left to right): security slot, power, modem connector, USB, PC Card slot, audio in, audio out. Ports on the right side (not pictured): DVI connector, S-Video out, Gigabit Ethernet, FireWire 800, FireWire 400, USB.

333MHz Double Data Rate (DDR) RAM, and the Nvidia GeForce4 440 graphics chip, provides the best level of performance yet found in a Mac notebook (see the benchmark chart). In general, it was comparable in many tasks with a single-processor 1GHz desktop and significantly faster than the 1GHz flat-panel iMac. Despite the high-powered silicon inside, this PowerBook never got hot, and even when its fan came on it was remarkably quiet.

The 17-inch PowerBook's AirPort performance was similar to the 12-inch PowerBook's—much better than the Titanium models' and generally as strong as the current iBooks'. The native Bluetooth support is easy to use, robust, and quite addictive once you've collected a few Bluetooth-compatible gadgets to play with. We also found that attaching a LaCie FireWire 800 drive offered a 10 to 20 percent speed improvement over an external FireWire 400 drive when we backed up with Retrospect or copied files between drives, although we didn't use the drive enough to make concrete performance judgments on FireWire 800 in general.

Apple claims that the 17-inch PowerBook has a battery life of approximately 4.5 hours, but Apple's battery-life claims are based on ideal conditions. However, we regularly got more than three hours of battery life with average usage, and we were able to watch feature-length movies on a single charge without having to resort to extreme power-management tasks.

Portability of a Sort

The big screen means that the 17-inch PowerBook is significantly wider (15.4 inches) and longer (10.2 inches) than any previous PowerBook, but Apple has been able to keep the thickness of the PowerBook at exactly 1 inch, similar to the Titanium models. The PowerBook weighs 6.8 pounds, which is more than a pound heavier than the Titanium, and in the range of Apple's older PowerBook G3s.

While the 17-inch PowerBook is big, it isn't outrageously so; its thinness really helps dispel the notion that the 17-inch PowerBook is a bulky behemoth, unlike some of the wide-screen PC notebooks we've seen. However, its size will knock it immediately out of consideration by some road warriors: while it will fit on a standard airline tray table, we found it nearly impossible to use when seated in a coach-class seat on a full airplane (this is a problem that we ran into with the Titanium PowerBook, too). It was usable in an exit-row seat, as well as in economy plus, business class, and—should you be so lucky—first class.

RATING: ★★★★★

PROS: Desktop-level performance; beautiful large screen; solidly built, backlit keyboard; Bluetooth and FireWire 800 support; good AirPort range.

CONS: Too large for coach travelers; heavier than any current Apple laptop.

PRICE: \$3,299

OS COMPATIBILITY: Mac OS X

COMPANY: Apple Computer, 800/692-7753, www.apple.com

Macworld's Buying Advice

For people who do not live entirely on planes or who have fairly light travel requirements, the 17-inch PowerBook will be a fine, if slightly oversized, travel companion. It also serves well as a sleek (if expensive) replacement for a desktop Mac. Given the size and quality of the display, many users won't even feel the need for an external monitor.

With Apple's current notebook line stretching from the

\$999 iBook to this \$3,299 model, there's a portable for everyone. While it will stretch the definition of portability to some, the 17-inch PowerBook represents the best combination of features and performance of any PowerBook. It's an excellent workstation for video professionals, designers, and other users who refuse to make sacrifices in performance but still require a good level of mobility. □

DUAL-1.42GHZ POWER MAC G4

Latest Version of the Fastest Mac Money Can Buy Provides Attractive Extras, Good Value

BY CHRISTOPHER BREEN

A little more than a month after Apple shipped the low-end and midlevel systems in its latest Power Mac line—the 1GHz (★★★★) and dual-1.25GHz (★★★★), respectively (May 2003)—the company released its new top-of-the-line machine: the dual-1.42GHz Power Mac G4. Like its siblings, this Power Mac is a pleasing mix of performance and economy. The dual-1.42GHz model is significantly faster than the previous best-of-breed desktop machine—the dual-1.25GHz Power Mac G4 (mirrored drive door)—and at \$2,699, it costs \$600 less than last year's fastest Power Mac. That makes it one powerful machine with a very attractive price.

More Than Speed

Given this Power Mac's specs, you might be tempted to discount it as simply a sprightlier version of last year's fastest Power Mac. And at first blush, it is. The old and new models include 512MB of DDR RAM (with a maximum

capacity of 2GB), a 120GB hard drive, and 2MB of L3 cache per processor; they both fill the 4× AGP graphics slot with the ATI Radeon 9000 Pro graphics card, which can drive two displays (a DVI-to-VGA adapter is included); and both Power Macs sport two USB ports, Gigabit Ethernet, a 56K modem, four PCI slots, a headphone jack on the front panel, audio-input and -output ports, and a port for the optional \$59 Apple Pro Speakers. And like the mirrored-drive-door models before it, this Power Mac provides space for a second optical drive below the SuperDrive. However, this generation has a FireWire 800 port and supports Bluetooth (regrettably, internal Bluetooth adapters are available only as a \$50 build-to-order option) and AirPort Extreme, Apple's version of the proposed 802.11g standard.

The dual-1.42GHz model also includes a new, faster SuperDrive—the Pioneer DVR-105, which Apple claims can write continues



	Speedmark 3.2	Adobe Photoshop 7.0.1	iMovie 2.1.2	iTunes 3	Quake III v1.30b5	Cinema 4D XL 7.303
	OVERALL SCORE	SUITE	RENDER	MP3 ENCODE	FRAME RATE	RENDER
Dual-1.42GHz Power Mac G4 (FW 800)	194	0:30	0:28	0:24	134.1	2:41
Dual-1.25GHz Power Mac G4 (FW 800)	183	0:33	0:30	0:25	129.3	3:02
1GHz Power Mac G4 (FW 800)	157	0:53	0:41	0:41	77.1	6:55
	>Better	<Better	<Better	<Better	>Better	<Better

BEST RESULTS IN BOLD. REFERENCE SYSTEMS IN *ITALICS*.

Speedmark 3.2 scores are relative to those of a 700MHz eMac, which is assigned a score of 100. Adobe Photoshop, iMovie, and iTunes scores are in minutes:seconds. Quake scores are in frames per second. We tested each system with Mac OS X 10.2.3 and 512MB of RAM installed. We set displays to native resolutions and 24-bit color. The Photoshop Suite test is a set of ten scripted tasks using a 50MB file. Photoshop's memory was set to 100 percent and History was set to Minimum. We tested MP3 encoding with an audio-CD track that was 9 minutes and 25 seconds long, converting it from the hard drive using iTunes' Better Quality setting. We tested Quake III at a resolution of 1,024 by 768 pixels with Graphics set to Normal. For more information on Speedmark 3.2, visit www.macworld.com/speedmark.—MACWORLD LAB TESTING BY JAMES GALBRAITH

DVD-R discs at 4x, read DVDs at 8x, write CD-Rs at 16x, write CD-RWs at 8x, and read CDs at 32x. (The Pioneer DVR-104, found in the earlier dual-1.25GHz Power Mac, is slower—capable of reading and writing at half these speeds in most cases. See "FireWire DVD-R Drives," *Reviews*, May 2003, for more information.) In addition, the dual-1.42GHz model is the only Power Mac that includes a SuperDrive in its standard configuration. (The 1GHz and current dual-1.25GHz models can be equipped with a SuperDrive for an additional \$200.)

Meeting Expectations

We expected the dual-1.42GHz model to modestly outperform the current dual-1.25GHz model, and we weren't disappointed. In our Speedmark test suite, the dual-1.42GHz Power Mac was six percent faster than a dual-1.25GHz model equipped with

512MB of RAM. (The stock configuration of the dual-1.25GHz Power Mac G4 includes 256MB of RAM.)

The extra oomph in the dual-1.42GHz Power Mac also allowed it to best the new dual-1.25GHz machine by a few seconds in our iMovie-rendering, MP3-encoding, and Photoshop tests. More-dramatic results came in the Cinema 4D XL rendering test, where the dual-1.42GHz Power Mac sliced 21 seconds from the time it took the midlevel Mac to complete the job. The faster Mac was also able to churn out nearly five more frames per second in our Quake III frame-rate test.

The \$1,200 Difference

These six percent and couple-of-seconds performance improvements over the current dual-1.25GHz Power Mac G4 don't translate into an astonishingly superior computing experience. If you sat in front of the dual-1.25GHz and dual-1.42GHz Power Macs placed side by side, you'd likely find the pricier Power Mac a bit snappier when tackling certain tasks—particularly those that benefit from the extra megabyte of L3 cache per processor—but not so snappy that you'd break into a smile of frank admiration.

For that kind of reaction, you must compare the dual-1.42GHz machine with the \$1,499 single-processor 1GHz Power Mac G4. In this case, the dual-1.42GHz Mac's two processors,

faster system bus, and quicker graphics card pay off in a big way.

In our Speedmark tests, the dual-1.42GHz Power Mac was an admirable 27 percent faster than the 1GHz model. In similar fashion, it steamrolled the single-processor machine in our iMovie, iTunes, Photoshop, and Cinema 4D XL tests—most dramatically rendering our Cinema 4D XL test project a full 4 minutes and 14 seconds faster than the 1GHz Power Mac. The more powerful ATI graphics card also helped the dual-processor Mac blast out an additional 57 frames per second in our Quake III test. Given these results, we suggest that graphics and video professionals seeking to replace their fleets of Power Macs aim for at least the midlevel model.

Trial by FireWire

In our review of Apple's other new Power Mac models, we observed that the FireWire 800 ports on these new Macs, at least when connected via FireWire Target Disk Mode, failed to deliver the goods—moving data only a few seconds faster than the slower FireWire 400 ports also included on these machines. With the release of FireWire 800-compatible peripherals, we're better able to gauge the usefulness of this port.

FireWire 800 offers the very tangible benefit of allowing you to run cables as long as 100 meters (versus FireWire 400's maximum cable length of 4.5 meters) without a decrease in performance, but its speed benefits remain to be fully realized. We attached a 200GB LaCie d2 USB 2.0 & FireWire 800 hard drive to

the dual-1.42GHz Power Mac G4 and found that it took a little more than 25 seconds to transfer a 1GB file from the Power Mac's internal drive to the FireWire drive. A similar transfer via FireWire Target Disk Mode between a 1GHz and dual-1.25GHz Power Mac G4 took 1 minute and 27 seconds.

Yet even when attached to a compatible hard drive, FireWire 800 doesn't have an opportunity to fully strut its stuff. We transferred our 1GB test file to the same LaCie drive using the Power Mac's FireWire 400 port, and that transfer was 32 percent slower.

We expect greater things from FireWire 800 in the future—compatible RAID arrays, for example, that can take greater advantage of its bandwidth. Until such devices appear, don't expect miracles from this port on your new Power Mac.

Macworld's Buying Advice

The dual-1.42GHz Power Mac G4 is not a lot faster than the midlevel model—but for \$700 more, it has some nice extras that make it a solid value. That said, if you're on a tight budget and don't need a SuperDrive, the dual-1.25GHz model is a better choice. □

RATING: ★★★★★

PROS: Attractively priced; good performance; supports new Apple technologies; faster SuperDrive.

CONS: Internal Bluetooth module is a build-to-order option only.

PRICE: \$2,699

OS COMPATIBILITY: Mac OS X

COMPANY: Apple Computer, 800/692-7753, www.apple.com



PRO TOOLS LE 6

Digital-Audio Software Makes Comfortable Transition to OS X and Adds File-Management Features

BY DAVID LEISHMAN

Digidesign's software upgrades are intentionally conservative because the company's high-end Pro Tools digital-audio workstation (DAW) is the standard environment for professional sound editing. Consequently, songs or sessions have to work seamlessly across a varied mixture of operating systems and Digidesign's proprietary hardware. Time that music pros spend fiddling around with radically updated DAWs costs them money.

Pro Tools LE 6 (PT LE 6) doesn't hold any surprises, but for musicians who work with Digidesign's less expensive hardware systems, it does provide a comfortable and stable transition to working in OS X. Version 6 also introduces a very useful file-management system and progressive changes in its MIDI capabilities.

Setting the Stage

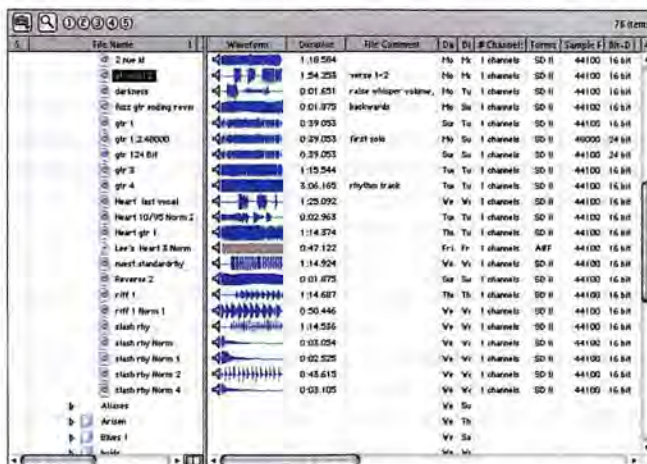
Pro Tools LE 6 is intended for use with Digidesign's low-to-midrange hardware, including the Audiomedia III, Mbox, and Digi 001 analog-to-digital and digital-to-analog converters. The company promises support "soon" for the Digi 002 converter and mixing controller, which is capable of handling 96kHz files, but PT LE 6 doesn't have it at this time. The program currently supports 16- and 24-bit 44.1kHz and 48kHz files, and a project can have as many as 128 audio tracks, but you're limited to working with 32 mono audio tracks at once. PT LE 6 requires OS X 10.2.3 or later, but you can move files among all of Digidesign's currently shipping hardware, and between Pro Tools versions 6 and 5.2.1 (which runs on OS 9).

The software installation process is straightforward, but you can install a driver for only one piece of Digidesign hardware. You'll need to reinstall the software if you want to switch

drivers and hardware. If you use MIDI files with your projects, you'll need to configure your system with Apple's Audio MIDI Setup utility.

What You See

Except for some cosmetic Aquafication, PT LE 6's main Edit and Mix windows are virtually unchanged from version 5.X. Up in the Windows menu, however,



Your Workspace Pro Tools LE 6's new Workspace provides a comprehensive view of the musical details of your sound files and lets you manage and audition them easily.

lurks substantial new functionality. Digidesign's Digibase file-management utility catalogs your mounted disks and provides three browserlike interfaces for working with your media files. Two of the browsers—Workspace and Project—resemble (and function like) the List view in the Finder but add music-related data, including miniwaveform views, the number of channels used in a given file, time-code info, and sample rate and sample bit-depth levels. In addition to complete file-management tools, you can use the Workspace to audition audio files (rather than first having to import them into a session), then drag the right one into your session at any location in the arrangement's Timeline; this can save you valuable time. The third browser, Task Window,

lets you check on background audio-processing duties while you record, mix, or even work in a spreadsheet.

More MIDI Muscle

Although PT LE 6 doesn't rival the MIDI-handling strengths of Emagic's Logic, Steinberg's Cubase, or MOTU's Digital Performer, it has boosted its MIDI capabilities steadily with each recent release. PT LE 6 supports Apple's Core MIDI Services and MIDI Time Stamping, which allows for precise note placement and playback; doubles the number of MIDI tracks you can use in a session to 256 voices; and adds a

ReWire 2 support into Pro Tools later this year, which should ease interapplication communication.

Where's That Plug?

Plug-ins for modifying tracks and mixes are an essential element of a digital studio, and the availability of OS X-based versions has been a concern for musicians. PT LE 6 ships with a healthy complement of proprietary RTAS plug-ins, including a serviceable Reverb and a long-awaited Click that acts as a metronome. Also available are third-party OS X plug-ins, including Bomb Factory, DUY, McDSP, and Waves. Of particular note is Antares's Auto-Tune 3 (\$49 to \$149; 831/461-7800, www.antarestech.com); its pitch correction works great and will facilitate users' moves to PT LE 6.

Digidesign is also selling additional plug-ins, but it (and some other vendors) requires you to use the new USB-based iLok copy-protection key—which costs an extra \$40—to authorize the software. Emagic employs a similar method for protecting Logic, but it's exasperating that Digidesign, which has already sold you one piece of audio hardware, wants you to buy another.

Macworld's Buying Advice

"Comfortable and stable" may seem like faint praise, but it means that owners of supported Digidesign hardware can easily move up to Pro Tools LE 6. The new file-management browser tools and the extension of Pro Tools' MIDI capabilities are excellent additions and will let you spend more session time making music. □

RATING: ★★★★★

PROS: Provides seamless transition to OS X for Pro Tools users; excellent new file-management tools; modest upgrade to MIDI capabilities.

CONS: Copy-protection device required for some third-party plug-ins; lacks support for Digidesign's Digi 002 controller.

PRICE: \$75

OS COMPATIBILITY: Mac OS X

COMPANY: Digidesign, 800/333-2137, www.digidesign.com

DIRECTOR MX

Multimedia-Authoring Package Combines Flexibility and Accessibility for Users with Disabilities

BY NEIL JONES

Almost a year after Macromedia relaunched and rebranded many of its main products as the MX line, its multimedia-authoring application, Director, has joined the fold. But with most of the MX flock already so well integrated, will Director MX be the black sheep of the family?

Well, probably not. Macromedia's Dreamweaver, Fireworks, ColdFusion, and Flash do offer a stunning set of tools for the design and deployment of Web content and applications. And they constitute a unified suite, given the high degree of integration among them. But Director MX does something else: it gives designers tools for creating multimedia content that can be deployed across a wide range of media: CDs, DVDs, kiosks, downloadable applications, and the Web. Think of it as an all-in-one multimedia tool. If you're building content that may include text, hypertext, audio, high-resolution still images, digital video, animation, 3-D modeling, and Flash content, this is the application to use.

New Features and New Looks

Director MX is an upgrade from Director 8.5 Shockwave Studio, which was one of Director's most important upgrades: through the introduction of Shockwave 3D, Director 8.5 added new interactive capabilities for the design and deployment of streaming 3-D content on the Web. The Director MX upgrade is not as groundbreaking, but it does contain some important new features and enhancements.

First and most significant is that Director finally works with OS X for both authoring and playback. Users should note that Director MX will not run in older versions of Mac OS for authoring, but it can still create applications that will run in OS 8 or later. Before switching to

MX, developers should make sure any third-party Xtras they use to add functionality to their Director applications are also OS X compatible.

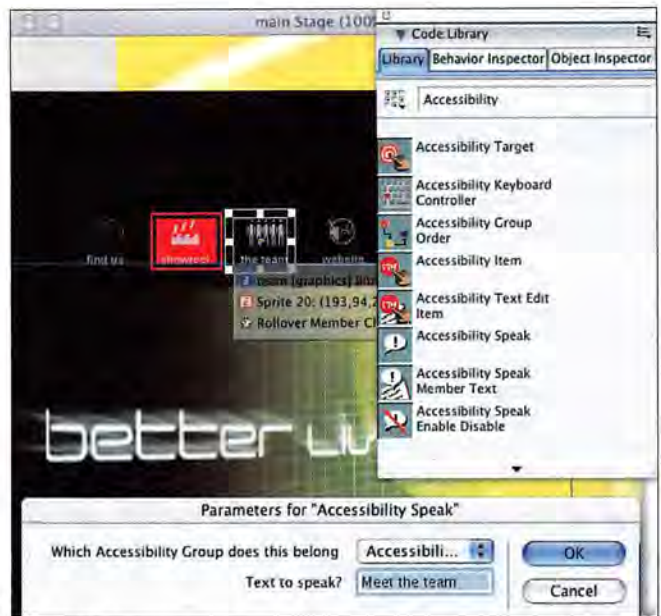
Users should welcome Director's new interface: Macromedia has redesigned it to match the rest of the MX line as closely as possible. This means you have more control over the deluge of windows the program presents. No more floating Score, Cast, Script, and Text windows—now you can dock them together and collapse them. You can do the same with the Property Inspector, the Text Inspector, and the new Object Inspector. Even with the elimination of clutter, you may still want either two displays or an Apple Cinema Display to leave room for the Stage, where Director shows presentations.

Speaking the Same Lingo

Macromedia has also brought changes to Lingo, the scripting language at the heart of Director that allows you to add interactivity and functionality to movies. As Lingo has become more powerful, Director has evolved from an animation tool into a full-fledged multimedia-authoring application. The Message window now has two panes: you use one to type Lingo code directly into the movie; the other receives the output from Lingo scripts. The Watcher is gone, replaced by the Object Inspector, through which you can see sprite properties at a glance and track variables while a movie is playing. One welcome addition is an advanced Debugging window, where you can edit Lingo scripts directly. The new line numbering and color highlighting of recently changed code makes script editing even easier.

Launch and Edit in a Flash

Like Director, Macromedia Flash started life as a Web-animation tool. Now, due to



Talk to Me New drag-and-drop behaviors, such as speech narration of on-screen elements, let you create content that's accessible to users with various disabilities.

the capabilities afforded by its programming language, ActionScript, Flash is used ubiquitously for creating Web applications and interactive Web content. While some developers think Director and Flash present an either/or choice, there's a lot of crossover between the two, and using both, you can have the best of both worlds. You can now import Flash MX files into Director MX applications. You can also launch Flash MX files from within Director and directly control Flash MX objects with Lingo. While ActionScript and Lingo have different nuances, they now communicate much more easily and powerfully.

More Access for More Users

Director MX's tools enable you to build content for a wide range of media, thus helping you reach a wide range of users with varying physical abilities. The software now includes a set of accessibility elements, which make it easier for developers to create content that meets accessibility guidelines. Speech synthesis can read aloud multimedia displays for people with visual impairments, keyboard-based navigation provides access to those with mobility impairments, and captioning offers access to those with hearing impairments. One Xtra, for example, allows you to define text elements to be spoken via

the excellent built-in Mac Text-to-Speech synthesis. With other behaviors, you can specify elements such as graphics or text so that users can navigate to them with the tab key, access captioning, or hear a description. Built-in accessibility is now a legal requirement for many multimedia applications in the United States (under Section 508), but it's also simply a good policy for any developer.

Macworld's Buying Advice

While this is not a revolutionary release in terms of new features, it's an excellent upgrade for existing Director users. Given that Flash is the current rage, however, Director MX is unlikely to attract many new users. That's too bad, because the combined power of the two puts Director MX firmly in the top spot for multimedia authoring across a wider range of media than Flash alone can address. □

RATING: ★★★★★

PROS: Very good integration with Flash MX; new options for creating accessible content; advanced debugging.

CONS: Best suited for use on dual monitors or a Cinema Display.

PRICE: \$1,199; upgrade from version 8, \$399

OS COMPATIBILITY: Mac OS X
COMPANY: Macromedia, 800/457-1774, www.macromedia.com

SPSS 11

Dazzling Mac Version of Statistics-Industry Standard

BY CHARLES SEITER

In 2001, SPSS brought its eponymous statistical-analysis software package back to the Mac after a five-year absence, with SPSS 10 (★★★★; March 2001). Fortunately, we didn't have to wait another five years for the follow-up: SPSS 11 is a truly impressive OS X version, and it has been redesigned right down to an attractive new set of icons. This represents a level of commitment to the Mac well beyond that of other statistics-package developers. Though SPSS 11 requires Microsoft Internet Explorer, instead of Safari, as the default browser to run its tutorial, this one tiny incompatibility doesn't alter the fact that SPSS is a model OS X application in look, feel, and performance.

Piece by Piece

Despite its hypermodern Aqua look, SPSS has been with us since the days of punch-card computing, and this is reflected in its traditional product structure. There's a \$1,145 Base program and then a series of add-on modules sold separately—Advanced Models (\$699), and Tables, Trends, Regression, Categories, Conjoint, and Missing Values Analysis (\$599 each). If you're a social scientist dealing with field surveys, you might buy the Base program, Tables, and Missing Values Analysis (there are always plenty of nonrespondents to surveys). If you're an investor trying to predict what the price of soybeans will be next March, Base and Trends could be all you need. The add-on modules integrate seamlessly into the main application, appearing as new commands under the Analyze menu when you enter the module authorization code. It's wise to carefully consider which modules you need, since the whole all-modules package costs upward of \$5,500. This makes it the most expensive statistics system available for the Mac.

The Big Picture

Although SPSS's Mac user base leans toward academics, this product is also a business-statistics powerhouse that can manipulate and analyze large, complex files. The first step in any business analysis is getting the data into usable form, so SPSS reads Microsoft Excel and other spreadsheet files directly, and other data files (MySQL, Microsoft Access, and so forth)

A helpful feature of SPSS, the Statistics Coach illustrates by example what analyses you might actually want to perform. Since many users may have forgotten which test does what, it's a nice concession to reality.

Heavy-Duty Data Crunching

You can use the Restructure Data Wizard to take advantage of a new feature in the Advanced Models module: mixed-level models, which allow optimal forecasting for nested models—a tedious chore without wizard help. Other new features include a percentage-change display in online analytical processing

ground, generating output files and reports with no active user intervention. This is helpful for long, time-consuming data crunches, or for the generation of output files with thousands of graphs, but it's practically essential if you must create weekly reports on data from the same sources. SPSS will do it automatically, week after week.

Missing Pieces

Be warned that SPSS 11 is geared exclusively toward social-science statistics with little connection to the physical sciences. Although SPSS does have several basic types of interactive graphs, nothing is comparable to the statistics-processing disciplines that chemical engineering requires. There's no serious provision for modern bootstrap or resampling statistics, aside from a new random-sampling command in the SPSS Database Wizard. And if your main concern is quality-control statistics, you may as well resign yourself to firing up Virtual PC and trying to run Minitab 13.

Macworld's Buying Advice

If you have mountains of social-sciences or business data to analyze, SPSS is uniquely designed to help you. It's adept at handling and restructuring databases from most sources, and it offers very good advice on selecting appropriate statistical tests. Base-unit upgrades from version 10 to version 11 are a mere \$99, and module upgrades are typically \$39—a great deal. For large-scale statistical problems, SPSS 11 is the best choice available on the Mac. □



Automation SPSS 11 provides a Restructure Data Wizard that assists you with the onerous chore of recoding variables as cases, and vice versa.

through the ODBC (Open Database Connectivity) drivers provided on the SPSS installation CD. The data appears in SPSS's spreadsheetlike Data Editor. But far superior to hand-coding with commands is the new Restructure Data Wizard, which can take a data table of arbitrary size and recode it so some data fields represent cases and some represent variables (see "Automation"). If you're analyzing several data sets for comparative trends—sales data from different stores, different counties, and different states on a variety of products, for example, or affirmative-action results in a database of colleges from several regions—this facility is just what you need. The Restructure Data Wizard is unique to SPSS, and it could dictate many users' buying decisions.

(OLAP) "cube" graphics, so you can instantly see time-by-time or region-by-region changes in data, as well as enhancements to logistic regression (new types of probabilities saved in multinomial logistic regression) and categorical regression. These new features put SPSS 11 for the Mac on a level footing with SPSS 11 for Windows, a feature leader for PCs. But lurking in the background beneath the new tests and enhancements is a strength of SPSS that dates back to the 1970s: syntax files.

When you issue the commands to input, transform, and then analyze data, these commands are recorded in a syntax file. When you use the SPSS-automated Production Facility (included on the SPSS CD as part of the Base), you have a way to process files in the back-

RATING: ★★★★★

PROS: The Restructure Data Wizard's great data handling makes SPSS ideal for complex business analyses; excellent Statistics Coach.

CONS: Modular structure makes full system expensive.

PRICE: \$1,145 (modules, \$599 to \$699); academic, \$599 (modules, \$399 to \$499); upgrade from SPSS 10, \$99

OS COMPATIBILITY: Mac OS X
COMPANY: SPSS, 800/543-2185, www.spss.com

THIS MONTH IN PRINTERS



Model	Brother HL 5070N	HP LaserJet 4300n	Lexmark T420d	Oki Data B4300	Xerox Phaser 4400N
Rating	★★★★	★★★★	★★★★	★★★★	★★★★
Type	monochrome laser printer, networked	monochrome laser printer, networked	monochrome laser printer, USB	monochrome digital LED printer, networked	monochrome laser printer, networked
Price	\$499	\$1,879	\$689	\$528	\$1,400
Hardware Resolution	600 × 600	1,200 × 1,200	600 × 600	1,200 × 600	1,200 × 1,200
Manufacturer-Rated PPM ^a	17	45	22	19	26
Toner Life	3,300 pages	18,000 pages	5,000 pages	2,500 pages	10,000 pages
Cost to Replace Toner Cartridge	\$66 ^a	\$206	\$99 ^c	\$40 ^a	\$160 ^e
Monthly Duty Cycle	20,000 pages	200,000 pages	50,000 pages	15,000 pages	150,000 pages
Dimensions (width × depth × height, in inches)	15.0 × 15.8 × 9.9	16.4 × 16.9 × 14.4	16.0 × 16.7 × 10.0	14.0 × 15.6 × 7.9	16.6 × 17.3 × 16.3
Weight (in pounds)	25.4	46.0	30.3	22.0	55.1
Input Tray Capacity	250 pages	500 pages	250 pages	250 pages	550 pages
Standard Memory	16MB	80MB	16MB	8MB	64MB
Max Memory	144MB	416MB	272MB	32MB	256MB
Warranty	one year limited	one year limited	one year limited	one year limited	one year limited
Special Features	Rendezvous enabled; options include additional paper tray.	Rendezvous enabled; options include internal hard drive, additional paper trays, and duplexing unit.	Built-in duplexer; options include Ethernet and additional paper tray.	Options include additional paper tray.	Options include internal hard drive, additional paper trays, and duplexing unit.
Image Quality					
Text	Excellent.	Excellent.	Very good.	Excellent.	Excellent.
Graphics and Images	Good.	Very good.	Good.	Fair.	Very good.
Print Speed ^f					
1-Page Word Document	0:17	0:13	0:13	0:19	0:12
20-Page Word Document	1:31	0:37	1:05	1:34	0:55
4-Page PDF File	1:48	0:26	0:35	1:42	0:24
Pros	Rendezvous enabled; least expensive.	Rendezvous enabled; fast.	Built-in duplexer.	Small and lightweight.	Best gradients.
Cons	Slight banding in gradients.	Most expensive; loud; fine lines a little heavy.	Most banding in graphics.	Most posterization in graphics images.	Slimmer feature set than HP LaserJet 4300n.
Contact	800/284-4357, www.brother.com	800/752-0900, www.hp.com	888/539-6275, www.lexmark.com	800/654-3282, www.okidata.com	800/835-6100, www.xerox.com

^aPPM = pages per minute. ^bHigh-yield (6,500 pages) cartridge available for \$90. ^cHigh-yield (10,000 pages) cartridge available for \$193. ^dHigh-yield (6,500 pages) cartridge available for \$65.

^eHigh-yield (15,000) cartridge available for \$182. ^fIn minutes:seconds.

BY JAMES GALBRAITH

This month we cover a wide range of monochrome laser printers—from personal or small-office desktop printers to blazingly fast workgroup printers, including the first two printers we've received that support Apple's new zero-configuration networking standard, Rendezvous.

Mac users who have Jaguar and an Ethernet connection between a printer and a Mac can stop worrying about IP numbers and subnet masks: both the Brother HL 5070N and the Hewlett-Packard LaserJet 4300n pop right up in Jaguar's Rendezvous Printers list. You can also access the printers from Apple's Safari browser once you set your Bookmarks preference to Include Rendezvous. Both printers work with Apple's default laser-printer driver, so it's

a snap to share these devices with anyone on your network who has a Rendezvous-capable Mac. For access to all the functions of one of these printers, you should install the manufacturer's driver.

At the lower end of the networked lasers, the HL 5070N and the Oki Data B4300 were neck and neck in terms of print speeds and text quality. But the HL 5070N's lower price, better graphics output, and Rendezvous capabilities pushed it to the top. The Oki Data B4300 required an optional PostScript-emulation upgrade to work over a network with a Mac. The \$528 price listed in the chart includes the cost of this essential \$109 upgrade, which is sold separately.

In the workgroup category, the LaserJet 4300n is more expensive than the Xerox Phaser 4400N, but it ships with more standard RAM and a higher duty

cycle (in other words, the maximum number of pages you can print in a month). The Phaser 4400N came in just behind the LaserJet 4300n in most categories, but it matched the LaserJet 4300n in terms of output quality. The extra \$400 that the LaserJet 4300n sets you back does buy you the ease of Rendezvous printing and could save you a lot of time if you frequently print long documents.

The Lexmark T420d was a bit of a lone wolf in this roundup. It's a snappy USB printer with built-in duplexing. Its print speeds were more in line with this roundup's costlier workgroup printers than with the printers at the lower end. However, the T420d produced some banding in its graphics, and we had to squint to read its small text output. □

Canon Digital Creators Contest 2003



Entries Now Accepted Worldwide

www.canon.com/cdcc/



Take On the World! Create A New Digital Imaging World!

The Canon Digital Creators Contest challenges artists to push the boundaries of visual expression through digital imaging. Entries creatively communicate originality, novelty and expressiveness. In its fourth consecutive year hosted by Canon, the contest will showcase the artwork of the world's top digital creators.

Entry Categories

Gold Award: **US\$20,000**

Digital Photo(Print) Division—Photograph(s) captured with a digital camera; direct-print (unmodified) printout of a digitized photo(s); or printout of a digital camera image(s) that has been digitally modified.

Digital Graphics/ Illustration (Print) Division—Printouts of computer-generated graphics, illustrations, etc.

Digital Movie Division—Modified and/or edited live-action digital movies shot with a digital video camcorder; or computer-graphics animated movies.

Web Division—Web-based graphics or other images (interactive or noninteractive) viewable over the Internet using Internet Explorer 5.0 (or later versions) or Netscape Navigator 4.7 (or later versions).

Entry Period

Monday, March 24-Thursday, September 4, 2003

All entries must be received by 5:00 pm local time on September 4, 2003
For official contest rules, please visit www.canon.com/cdcc/

Organized by: Canon Inc.

Sponsored by: Adobe Systems Inc. / Adobe Systems Co., Ltd., Benetton Group S.p.A. / Benetton Japan Co., Ltd., Macromedia Inc. / Macromedia Japan K.K., Canon Sales Co., Inc. / Canon U.S.A., Inc. / Canon Europa N.V. / Canon Europe Ltd. / Canon (China) Co., Ltd. / Canon Singapore Pte. Ltd. / Canon Hongkong Co., Ltd. / Canon Australia Pty. Ltd.

Support from: Computer Graphic Arts Society, Digital Content Association of Japan

Judges

tomato (Creative Unit, UK), Kate Gibb (Printmaker), Katsura Moshino (Illustrator/Art Director), Hiroyuki Nakano (Director, Peacedelic Affiliation), Scott Ross (CEO, President, and Co-founder of Digital Domain, Inc.), Joshua Davis (Artist/Technologist)

Contest Supervisor: Hiroshi Kashiwagi (Professor, Musashino Art University, Art and Design Critic)

For inquiries, contact:

Canon Digital Creators Contest New York Secretariat

E-mail: info-us@c-dcc.com Tel: 1-800-959-3631

Fax: 631-454-1814 URL: www.canon.com/cdcc/

Canon

*All brand names are trademarks or registered trademarks of respective companies. Canon is a registered trademark of Canon Inc. ©2003 Canon U.S.A., Inc.

Choose 23 at www.macworld.com/getinfo

CLEANER 6.0

Video-Encoding App Is Faster and Supports New Codecs

BY CHRISTOPHER BREEN

Discreet's Cleaner is a staple for people who require a video-encoding utility that allows them to extensively tweak encoding settings and save files in a variety of formats. The latest iteration of the program, Cleaner 6.0.1, not only runs natively in OS X 10.2 but also offers better performance.

RATING: ★★★★★

PROS: Faster than previous versions; supports more codecs; convenient Watch Folder feature.

CONS: MPEG-2 encoding extremely slow; no more Settings Wizard.

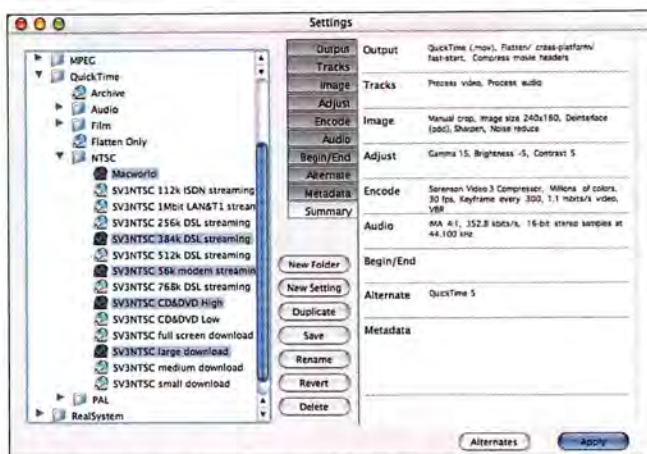
PRICE: \$599; upgrade, \$179

OS COMPATIBILITY: Mac OS 9, Mac OS X

COMPANY: Discreet, 800/869-3504, www.discreet.com

Version 6 encodes video faster than earlier versions of Cleaner, thanks to improved optimization for G4 and dual-G4 Macs. The program's bundled settings have also been changed to improve encoding speed. Depending on the setting you select, encoding can be nearly twice as fast as in Cleaner 5.

Cleaner 6 introduces new encoding options—two-pass variable bit rate (VBR) encoding for MPEG-1 and MPEG-2, MPEG-4 video and AAC audio encoding introduced with QuickTime 6, and Kinoma video encoding (the format used by Palm OS devices). Although these encoders produce fine-looking video, MPEG-2 encoding with Cleaner—even without VBR, which adds more time to the process—is painfully slow



One to Many With Cleaner 6.0.1, you're able to produce multiple versions of a file, and each one can feature a different encoding setting.

compared with Apple's MPEG-2 encoder. On our 933MHz Power Mac G4, it took Cleaner 12 minutes and 33 seconds to encode a 1-minute QuickTime DV clip. Apple's encoder completed the job in 1 minute and 16 seconds.

People who rely on Cleaner 5's Settings Wizard to help them easily choose appropriate encoding settings will be disappointed by its absence from this version. But Cleaner 6 introduces a convenience of its own—Watch

Folder, a feature that automatically encodes files dropped into folders on the desktop or on a network server.

Macworld's Buying Advice

Cleaner 6.0.1's improvements in performance and in codec and OS compatibility make it an essential upgrade for people with previous versions—as well as a strong temptation for anyone who desires a flexible and powerful encoding utility. □

USB INSTANT DVD

Combination Hardware-Software DVD-Authoring Package Offers Speed Edge to Mac Users

BY ANTON LINECKER

For DVD enthusiasts who can't use Apple's iDVD because they don't have an internal SuperDrive, and who don't want to shell out \$999 for Apple's DVD Studio Pro, there's now a hardware-and-software DVD-authoring package for the Mac: USB Instant DVD, from ADS Technologies. But while Instant DVD's hardware

MPEG encoder delivers encoding quality and speed, its software components feel like betas.

Instant DVD's USB-powered MPEG encoder captures and compresses video in one step, which is a huge speed enhancer (FireWire may be the speed standard in DV, but USB has more than enough bandwidth to handle an MPEG-2 capture). For example, it took us a total of 1 hour and 45 minutes to encode, author, and burn a 60-minute Instant DVD project on an 867MHz Power Mac G4. On the other hand, the same project took 3 hours and 50 minutes when we used Apple's Final Cut Pro to capture the video and iDVD 3 to create the DVD on the same machine. And although the minimum system requirement for encoding with Instant



As You Like It Pixela's CaptyDVD authoring software lets you completely customize your menu pages—from buttons to backgrounds—or pick from sample themes.

DVD is a 400MHz G4, we also had success with our 800MHz iBook G3.

An added benefit of capturing MPEG-2 material rather than DV is that you can store more of it—this is particularly useful if you have a portable Mac and storage space is at a premium. The hardware encoder gives a quality boost, too, especially at low bit rates. When we compared 4Mbit MPEG-2 streams, DVD Studio Pro's QuickTime

encoder had significantly more artifacts and video noise than Instant DVD's. Because of this quality difference, some users may even choose to purchase USB Instant DVD as a hardware MPEG encoder for DVD Studio Pro.

You control the hardware encoder with Pixela's included PixeDV software. In our testing, PixeDV sometimes spontaneously quit during captures

continues on page 46

PHOTOSHOP CAMERA RAW

Plug-in Adds Support for Raw Digital-Camera Image Data to Adobe Photoshop 7.0

BY BRUCE FRASER

Adobe's new Photoshop Camera Raw plug-in is an ambitious effort on Adobe's part to add support for raw image data captured by a number of popular pro-level digital cameras to Photoshop 7.0. The plug-in's advantage over other formats is its ability to reinterpret white balance and default


tone curves, and to override the in-camera settings for sharpening, smoothing, and artifact removal. However, while Photoshop Camera Raw offers much faster conversions than a camera's native software, its batch processing is limited to applying the same settings to every image.

This product provides a simple but powerful user interface for massaging a raw image, and it then delivers the image in either 8- or 16-bit-per-channel form, converted into any of the standard Photoshop workspaces. The plug-in also offers a new resizing algorithm that delivers noticeably better results than Photoshop's Bicubic interpolation.

Photoshop Camera Raw's color conversions have already been debated heatedly online. For each



More than Meets the Eye Photoshop Camera Raw offers an intuitive user interface for massaging your raw images from within Photoshop 7.0.

RATING: 

PROS: Simple but powerful user interface, speedy conversions; improved resizing.

CONS: Limited batch-processing capabilities.

PRICE: \$99

OS COMPATIBILITY: Mac OS 9, Mac OS X

COMPANY: Adobe Systems, 800/833-6687, www.adobe.com

supported camera, the plug-in uses two generic profiles, one for D65 illumination and the other for tungsten—the white-balance slider interpolates between the two. On the cameras we used, a Canon EOS-1Ds and a Kodak DCS 460, we obtained better results from Photoshop Camera Raw than from custom profiles, but owners of other cameras, notably the Nikon D1X, have reported less-satisfactory results.

Macworld's Buying Advice

If your workflow requires that you edit individual images, or that you batch-process images with identical settings, Photoshop Camera Raw may be for you. It offers an elegant way to bring the images into Photoshop. However, this plug-in isn't a substitute for an industrial-strength converter, such as the considerably more expensive CaptureOne, from PhaseOne. □

ELEPHANT-SIZE MEMORY IN A NUTSHELL!

With our high-performance 512 MB SODIMM, this herbivore would not only be able to recall your face in half the time, it would also remember your phone number, address and email!

512MB
DDR SODIMM
PC2700



Maximize Apple's New 17" Powerbook G4

Add up to 1 GB of our fast, reliable memory for notebooks and get the most out of your applications and system performance.

TODAY. TOMORROW. NEXT WEEK. NEXT MONTH.

Legacy memory modules are manufactured and tested to the latest standards using only the finest materials. We design, build and test on site to ensure that the product you buy from us today will be the same high quality product you get tomorrow, next week, next month and year after year.

www.tapintothepower.com

COUNT ON QUALITY
EXPECT INNOVATION

LEGACY[®]
ELECTRONICS, INC.

For more information call toll free at 888-466-3853

Choose 38 at www.macworld.com/getinfo

**Now
Up-to-Date
& Contact**



**"the best
calendar
program
I've ever
used."**

David Pogue,
The New York
Times

**The #1 Best-Selling
Scheduler and
Contact Manager
for the Mac.
Now Available
for Windows**

**Try it free
for 30 days.**



<http://www.nowsoftware.com>
1-800-344-9160

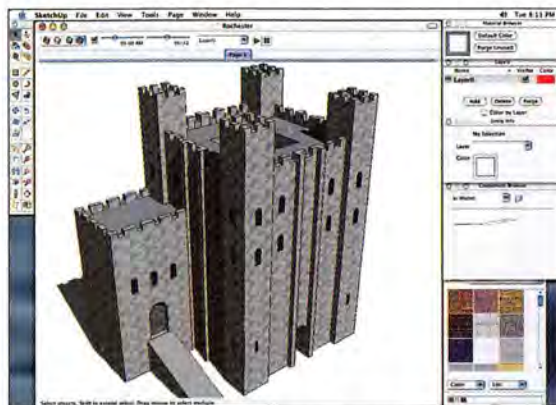
REVIEWS

SKETCHUP 2.2

Fun, Inspiring Program Makes 3-D
Available to the Rest of Us

BY GREG MILLER

Typically, 3-D modeling has been a tool for architects and engineers with access to expensive CAD programs and many hours of training. However, SketchUp 2.2, from @Last Software, puts 3-D modeling into the hands of the masses. As its name implies, SketchUp is primarily a tool for making a sketch of any kind—from a design for backyard furniture to a representation of your fantasy house. It allows you to express concepts quickly in 3-D, even if you barely know what CAD is.



Design Like a Pro With @Last Software's SketchUp, you don't have to be a CAD expert to draw complex 3-D sketches.

Couldn't Be Easier

To start using SketchUp, you draw lines and objects with the pencil, rectangle, circle, or curve tools. Then you adjust these shapes and add textures to bring the 3-D model of your kids' new tree house or of your remodeled living room to life. Because @Last Software has kept it simple with just a few intuitive tools, you can master this program in a couple of hours. Our favorite is the Push/Pull tool: when you use this tool to grab one face of an object and move it, adjacent surfaces are automatically adjusted. You can also grab any edge or point and adjust its position, and the model updates automatically. But it's a little irksome that you can control transparency only on a sketchwide basis.

Along with intuitive tools, good screen hints are a tremendous help, as is other feedback in the form of cursor-shape and color changes that tell you which axis or object you're drawing parallel to, when you're touching a surface, when objects are lining up with one another, and so on. SketchUp also includes a small but expandable component library for adding elements such as win-

dows, landscaping, and furniture. However, it lacks a way to add text or dimensions to the finished product.

Once you have your sketch, SketchUp gives you various ways to view it, ranging from a simple 3-D hidden-line drawing to animated views from the inside or outside of the model (called *walkthroughs* and *flybys*, respectively), which can include textures and shadows. Unfortunately, there's no way to export those animations.

SketchUp comes with a large number of video tutorials that play from the installation CD and are the best we've ever seen. They're broken down into logical, useful subjects, such as "Common Mistakes to Watch Out For" and "Using Pictures for Context," and they average several minutes each. The video tutorials are so good, there's actually no need to read a manual—they'll have even 3-D novices working comfortably in a short time.

Pros Sketch, Too

SketchUp is intended to create models that are conceptual rather than technical, but the program can still draw dimensionally accurate objects. It's a great tool for architects and engineers to use when starting the design process, allowing them to move a sketch to a higher-end CAD program once they've fleshed out the concept. SketchUp can import and export to CAD programs

using DXF and DWG formats, common in most CAD packages.

Macworld's Buying Advice

SketchUp 2.2 is definitely 3-D for the rest of us. In fact, the program brings back the magic feeling we had when we first used MacPaint way back when the Macintosh was introduced. While SketchUp's price is steep for non-professionals who may not need to use it very often (but who will find more reasons once they try it), we recommend SketchUp to anyone who has a need or a desire to visualize in 3-D but neither the patience nor the time to deal with complicated CAD programs. □

RATING: ★★★★★

PROS: Intuitive, fun, and easy to use.

CONS: No text or dimensioning tools; doesn't provide enough control over transparency; no way to export animations.

PRICE: \$495

OS COMPATIBILITY: Mac OS X

COMPANY: @Last Software, 303/245-0086, www.sketchup.com

X-PLANE 6.5

Simulator Lets You Fly—Courtesy of Your Desktop

BY PETER COHEN

Flight simulators are few and far between on the Mac, but that doesn't mean flight simulation is a dead genre—Laminar Research's X-Plane is a veritable industry unto itself, and while it may be a bit unconventional for some gamers, it's definitely something that virtual pilots should look for if they're interested in thrilling, detailed flight simulations.

X-Plane is a very carefully detailed OpenGL-rendered 3-D flight simulator for OS 9 and OS X. The basic version includes plenty of scenery, different airports, and assorted aircraft models ranging from run-of-the-mill single-engine prop models, to myriad military aircraft and rotorcraft, all the way to the Boeing 747-400. With additional scenery CD packs, which cost an extra \$10 each if you buy them with X-Plane or \$20 each if you buy them separately, it allows you to fly anywhere in the world (or over the surface of Mars).

What's more, you can download new models that X-Plane enthusiasts make, and you can use the included tools to experiment with your own aircraft and scenery designs. But X-Plane's scenery- and aircraft-building tools are enormously complex; using them isn't a task for the casual user.

The scenery- and aircraft-building software isn't the only intensive aspect of the program: X-Plane has a difficult learning curve, and it's laden with complex control panels and its own user interface. This is something of a necessity, given the complexity of the simulation, but it takes some getting used to and plenty of help-manual study before you can take off for the first time. X-Plane's documenta-

tion is electronic and readable; however, it's very dense.

X-Plane supports joysticks and controllers. We tested version 6.51, which doesn't support force feedback, a relatively new technology for Mac users that's supported in OS X 10.2.3 or later. However, X-Plane does feature networking support so you can go flying with a friend. Although X-Plane isn't a game, the developer might want to consider supporting a game-tracking service, such as GameRanger, to make networking support easier.



Fly the Friendly Skies X-Plane simulates real-world aircraft, scenery, and weather conditions.

Macworld's Buying Advice

Complex though it may be, X-Plane is unquestionably the king of the hill in Mac flight simulators. Again, X-Plane isn't a game, so expect to spend a few hours learning the basics and getting to know the interface. The payoff is worth the effort (and the price) if you're serious about flying without leaving the ground. □

RATING: ★★★★★


PROS: Flexible and powerful; tools for designing aircraft and scenery.

CONS: Difficult learning curve; no force-feedback support.

PRICE: \$60; with extra scenery, \$80 to \$100

OS COMPATIBILITY: Mac OS 9, Mac OS X

COMPANY: Laminar Research, 803/738-0910, www.x-plane.com



(FORGET YOUR LEADER. TAKE ME TO SIGGRAPH!)

IMAGE: THE SHOWMAN © 2002 DUCK SOUP STUDIOS

AN INTERGALACTIC SHOWCASE OF SUPERIOR INTELLIGENCE IN COMPUTER GRAPHICS AND INTERACTIVE TECHNIQUES



SIGGRAPH 2003

SAN DIEGO

CONFERENCE 27-31 JULY 2003 EXHIBITION 29-31 JULY 2003
SAN DIEGO CONVENTION CENTER SAN DIEGO, CALIFORNIA USA



SPONSORED BY ACM SIGGRAPH

www.siggraph.org/s2003

Choose 95 at www.macworld.com/getinfo

REVIEWS

TRAKTOR DJ STUDIO 2.0

Pro DJ Software Comes to the Mac, Mixes Great Sound

BY GIL KAUPP

If you want to DJ your next party using just your portable Mac, check out Native Instruments' Traktor DJ Studio 2.03. Designed with professional DJs in mind, the program has now made its way to the Mac; it provides you with an entire DJ environment on one screen so you

RATING: ★★★★★

PROS: Great sound quality; easy to use.

CONS: Archos Jukebox USB hard drives do not appear in the browser. **PRICE:** \$199; bundled with GigaPort AG, \$349

OS COMPATIBILITY: Mac OS 9, Mac OS X

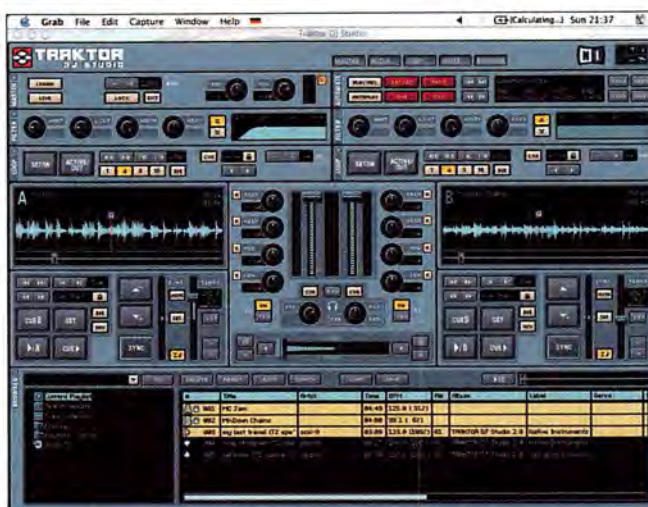
COMPANY: Native Instruments, 866/556-6487, www.nativeinstruments.com

can mix, speed up or slow down, and apply cool filter effects to your songs—all in real time.

The On-Screen DJ

Working with Traktor is easy—all the equipment is organized in modules, including two playback decks, a mixer, filters and equalizers for sound manipulation, and a file browser for selecting music. (Unfortunately, the browser did not recognize our Archos Jukebox external USB hard drive.) You can organize music files into a playlist, and each playback deck displays a waveform of the current song, showing its beats.

You can use the tools in the Mixer window to create smooth transitions between tracks. Also located in the Mixer window are equalizers, which let you adjust the balance of the track's frequen-



Command and Control With one well-organized screen, Traktor DJ Studio 2.03 puts you in control of your DJ equipment.

cies. (To monitor the cued track separately from the one playing, you'll need Traktor and the USB audio interface GigaPort AG.)

Matching tempos of different songs is something every DJ must do, and this is where Traktor shines. Simply define the song that's playing as the master, and Traktor will calculate the beats per minute and adjust the cued track to the cal-

culated tempo. Usually, changes in tempo and EQ degrade sound quality. Not so with Traktor—the edited material sounds great.

Macworld's Buying Advice

Traktor DJ Studio 2.03 is easy and fun to use. The fact that you can leave your DJ hardware at home and just bring your laptop to your next party makes this program well worth considering. □

THE CONQUEST

DiskWarrior is Now OS X Native

It's the indispensable utility that repairs problems such as disks that won't mount, files you can't trash, and folders that have disappeared. MacUser magazine said, "It's the fastest and safest data recovery utility you can buy."

Macworld magazine said, "DiskWarrior is by far the best disk utility available for the Mac; it can repair virtually any disk problem you may

encounter...and it is likely to become the only tool you'll want to keep with you at all times."

David Coursey, ZDNet AnchorDesk, agrees in an article comparing disk utilities. He used it to fix a disk that no other utility could. "DiskWarrior is a great product, not just because it fixed a pretty serious screw-up, but because it showed me what it planned to do in minute detail before doing it."

But disk damage isn't the only threat to your data. As hard drives get older, the drive mechanisms

THE UTILITY COMPANY

ALSOFT

Phone: 1-800-257-6381 Fax: 281-353-9868 Email: sales.info@alsoft.com Web Site: www.alsoft.com

©2003 Alsoft, Inc. DiskWarrior is a registered trademark of Alsoft, Inc. Other product names are trademarks of their respective companies.

POCKETMAC PRO 2.0

Software Opens PocketPCs to Mac Market

BY ANDY IHNATKO

The biggest disadvantage of being a Mac person with a PocketPC is all the static you get from some of your Mac kin. But catcalls of "Quisling! Apostate! Traitor!" are quickly silenced by a quick demo of the hardware and software. Palm OS-based handhelds are for people who want to carry something more powerful than a personal organizer; PDAs running Microsoft's PocketPC OS are for folks who want something smaller than a laptop—they're the next-best thing to a Newton, right down to the built-in handwriting recognition.

What's the second-biggest disadvantage? Well, Microsoft has no plans to release a Mac edition of its desktop software. There are ways around that—many PocketPC PDAs will work with Virtual-

PC—but simple, one-button syncing just wasn't possible until Information Appliance Associates' PocketMac Pro 2.0 came along.

Given that PocketMac is the only such solution—for now, anyway—how well it works might be secondary to the fact that it works at all. With this software, you can sync contacts and appointments between the PocketPC and either Entourage or your Mac's built-in iCal and Address Book apps. You can move files (such as Word documents, MP3s, and photos) back and forth. You can install third-party apps on your PocketPC to expand its capabilities beyond its built-in Office suite, browser, and e-mail client.

The only important feature that PocketMac omits is the ability to synchronize your Pocket-

PC's mailbox and Internet Explorer bookmarks with their counterparts on your Mac. All Palm OS power users know how neat it is to be able to leave the house with a PDA full of unread e-mail, compose replies on the subway, and send them automatically by placing the device in its cradle; they'll miss that if they're using PocketMac on their PocketPC. And while Pocket Explorer is a tremendously powerful PDA browser, entering URLs manually is tremendously clumsy.

Installing PocketMac can be a serious trial. We tried it with three different Macs (an 800MHz dual-processor G4 tower, an 867MHz Titanium PowerBook, and a fresh-from-the-carton 12-inch 867MHz PowerBook) and three different PocketPCs (a Toshiba e740, a Hewlett-Packard Jornada 565, and a Siemens SX56 PDA phone). Getting the 12-inch PowerBook to work with the Jor-



With the Click of a Button Syncing a PocketPC to a Mac is quick and easy with PocketMac.

nada was straightforward, but the other installations were epic passion plays. For example, PocketMac couldn't "see" one PDA, even though it was sitting contentedly in its cradle and plugged into the Mac's USB port. Or the application could see the con-

continues on page 46

RATING: ★★½

PROS: One-button syncing.

CONS: Tricky installation; somewhat unpolished operation; can't sync all PocketPC data.

PRICE: \$70


OS COMPATIBILITY: Mac OS X

COMPANY: Information Appliance Associates, 866/762-5622, www.pocketmac.net

CONTINUES

begin to malfunction. Eventually, the malfunctions become so severe that the drive simply stops working. DiskWarrior can automatically test for hardware malfunctions, giving you the chance to back up your data before it's too late.

Be prepared. Don't wait until after you have a disk disaster to buy your copy of DiskWarrior. Bob LeVitus, aka Dr. Mac, said, "I feel naked without DiskWarrior." You can believe MacHome magazine when they said, "DiskWarrior is a quick, one-click solution to faster, more stable hard drives."





FREEDOM FORCE

Join the fight today.

Now Available!

The Fate of the World is in Your Hands!

MacPlay

CRAVE **IRRATIONAL** **IMBIBO**

©2002 Irrational Games LLC. All rights reserved. Developed exclusively by Irrational Games LLC. Freedom Force is a trademark of Irrational Games LLC. Published and distributed by MacPlay LLC under license by Crave Entertainment, Inc. Crave Entertainment and the Crave Entertainment logo are either trademarks or registered trademarks of Crave Entertainment, Inc. in the U.S. and other countries. All other trademarks and copyrights are the properties of their respective owners.

Visit our online store at
WWW.MACPLAY.COM

Choose 65 at www.macworld.com/getinfo

REVIEWS

USB Instant DVD

continued from page 40

longer than 20 minutes. It also had an annoying tendency to lose its menu-bar controls whenever we switched between programs, making it necessary to force-quit. On the bright side, though the program is limited—you won't be able to reorder your clips or add transitions, for example—it does include a helpful trim-only MPEG editor for cutting unwanted sections of video.

Instant DVD also includes Pixela's CaptyDVD authoring software, which lets you customize backgrounds, text, and buttons. This is fortunate since many of the included templates are shockingly ugly. And while CaptyDVD is a solid performer, there are minor interface bugs, such as poor translation from Japanese and capitalization errors. (ADS is aware of the bugs in both programs and says that new versions should be available from Pixela by the time you read this.)

Macworld's Buying Advice

USB Instant DVD is a good option for Mac users who have the DVD itch but don't have iDVD or DVD Studio Pro. The quality of the hardware encoder is a definite plus, and with some software improvements, this package will be a real winner. □

PocketMac Pro 2.0

continued from page 45

nected PDA and get it to start a sync, but then PocketMac would get hung up midway, requiring a force-quit. Once, placing the Siemens in its cradle caused an immediate system crash. PocketMac's documentation trivializes the installation process, and the app itself neither keeps the user informed of trouble nor offers a gracious way to abort when things go wacky.

Even when PocketMac has been installed properly, rough edges show. Several times over the course of testing, the program "lost" the e740 on the USB port and could find it again only after a system restart.

Despite the exasperating installation and less-than-exhaustive documentation, Information Appliance Associates' tech support is adequate, if not superlative. And PocketMac is indeed a functioning commercial application.

Macworld's Buying Advice

PocketMac may be a flawed app, but for now, it's the only game in town. If you're in love with the huge power of PocketPC hardware and software, it's worth the hassle. If not, you're better off with a Mac-compatible Palm—or waiting for another company to step up with a PocketPC-to-Mac utility. □

SPELL CATCHER X

Flexible Spelling Checker for Busy Writers Comes to Mac OS X



BY CHARLES PURDY

Casady & Greene's Spell Catcher is a respected writing tool beloved by many writers—and now it's available for Mac OS X. If you often type too fast for your own good, or if you use OS X programs that don't have spelling checkers, this program will be useful. But while its new face is lovely to look at, this isn't a very exciting update—aside from OS X compatibility, not much is new.

Spell Catcher X is undeniably good at what it does, and it caused no noticeable slowdowns in other applications while it ran in the background. (We used a 600MHz iMac G3 for our evaluation.) It either checks spelling as you type or inspects selected text; it works in almost any text-entry environment, from word processors to instant-messaging programs; and it offers dictionaries, thesauruses, and reference guides for English and several other languages. Its best features are its extensively customizable Shorthand Glossary and Learned Words dictionaries: if you work in a field that involves nonstandard words—medicine or technology, for example—and use several programs, Spell Catcher X can certainly make your life easier. And you can import your dictionaries from previous versions to this version.

We found a few shocking grammatical errors in the help documentation—surprising in a program that promised to help us write better—and the help was somewhat hard to follow for such a simple application. Also, Spell Catcher still has no grammar checker.

Macworld's Buying Advice

Checking your written work for spelling errors is *always* a good idea. Although Spell Catcher X is no replacement for a sharp eye, a good dictionary, and plenty of time to carefully reread your text, most writers have very little of that last item. They should consider this sturdy tool. □

RATING: ★★☆☆

PROS: Customizable dictionaries and shorthand feature; low impact on system speed.

CONS: No grammar checker; substandard documentation.

PRICE: \$40; upgrade from version 8, \$30

OS COMPATIBILITY: Mac OS X

COMPANY: Casady & Greene, 800/359-4920, www.casadyg.com

PAGE SENDER 3.0

X

####; Smile Software, info@smilesoftware.com, www.smilesoftware.com; \$30



There wasn't much this top-notch fax application lacked when we looked at it last (####; May 2003), but we did want confirmation pages, fax history logs, and a better way to organize sent and received faxes. Version 3.0 scratches all these items off our wish list, but it also calls to mind a few more features we'd like to see in the future.

Page Sender's new confirmation pages can be set to automatically print every time you send a fax and to display the time and date your fax was sent, as well as the fax number to which it was sent. They also include an image of the first page of the faxed document. The program also provides a fax history log—a printable list that can be filtered by date and that displays every document you've sent or received during the selected period. Unfortunately, this list can't be sorted and you can't display just a list of the faxes that failed or transmitted—both limitations in an otherwise excellent feature.

The program now allows you to create folders for organizing documents you've sent or received, but Page Sender currently lacks the ability to automatically drop a document in a specific folder when it's received. While it's simple enough to move the documents manually, this is definitely something we'd like to see in a future release.—JEFFERY BAITERSBY

QUICKKEYS X 1.5.4

X

####; CE Software, 800/523-7638, www.cesoft.com; \$80; upgrade from QuickKeys X 1.0, \$16



QuickKeys X 1.0 brought OS X compatibility to the popular macro utility at the expense of a leaner feature set (####; February 2002). Version 1.5.4—which requires Jaguar and costs more than version 1.0—edges QuickKeys closer to the power of QuickKeys 5 by giving you more control over the Mac interface.

Two helpful new shortcuts, Menu Selection and Menu Clicks, let you activate menus in OS X applications, which required a cumbersome workaround in version 1.0. (The manual claims that the Menu Clicks user actions also function in Classic, but we found that unreliable. QuickKeys 5 remains the best choice for Classic applications.) QuickKeys' new Windows shortcut lets you close, collapse, or zoom windows or toggle their toolbars; you can specify which window to control by position or name.

Other welcome additions include shortcuts to start or stop Classic and to activate the Mac's screen saver. An enhanced Servers shortcut makes it easier to mount remote AppleShare servers, and a revamped Clicks shortcut lets you adjust the location and duration of simulated mouse clicks, releases, and drags.

Although we still miss power features such as conditional branching, QuickKeys X offers you the fastest route to Mac automation without having to learn AppleScript.—FRANKLIN N. TESSLER

TIMELINER 5.0

9X

####; Tom Snyder Productions, 800/342-0236, www.timeliner.com; single-user license, \$80; site license, \$900



Memorizing a series of events is often an ineffective way for kids to learn and almost ensures that information will be forgotten over time. TimeLiner 5.0 provides teachers with an effective tool for teaching across the curriculum, putting any chronological or numerical information on screen for students to see. Students can also use the program to diagram projects and make their own timelines. TimeLiner comes with 400 historical photographs and clip-art images and the ability to import images from the Web, add movies and sounds, and convert timelines to slide shows. Five worksheets are included in the three-ring-binder teacher's manual, along with 25 timeline ideas, from using the program to chart a student's daily activities to tracking the growth of seeds to plants as a science project. Both students and teachers will find the interface easy to use.

For teachers who move from grade to grade, this software package is mobile and useful for any grade level and almost any subject. You can also choose to use it in English or Spanish.—ADRIENNE ROBILARD

COPYPASTE-X 1.5

X

####; Script Software, julian@scriptsoftware.com, www.copypaste-x.com; \$20



CopyPaste-X is a multi-Clipboard utility but goes well beyond the basics of just providing multiple Clipboard items. Within the program itself, you can perform actions on selected clippings, such as extracting e-mail addresses or URLs from a long block of text or scaling a copied image. There's also a basic word processor with support for fonts, colors, and text styles, and the ability to create an infinite number of clip sets for permanent use. If you need a full-featured Clipboard manager, give CopyPaste-X a try.—ROB GRIFFITHS

PUPPY™

Fingerprint Authentication
for
Mac OS X



Your fingerprint
is your password.



www.PuppySuite.com

Pacific Software Publishing, Inc.
13427 NE 20th St. Suite #120,
Bellevue, WA 98005
TEL: 800-232-3989 Ex. 2
426-957-0808 Ex. 2
Email: sales@pspinc.com

MSRP under \$200. Reseller inquiries welcome.
©2003 Pacific Software Publishing, Inc. All rights reserved.
PUPPY and PUPPY Suite are trademarks of SONY Corporation.
Mac and the Mac Logo are trademarks of Apple Computer, Inc.,
registered in the United States and other countries.

HOT PRODUCTS

Macworld's TOP 5



1

★★★★ 867MHz PowerBook G4, 12-inch (\$1,799), from Apple Computer (www.apple.com): Speedier than the iBook but smaller than the Titanium PowerBook, this portable will answer the prayers of mobile professionals who need a small, light lap-top that doesn't sacrifice too much power (April 2003).

2

★★★★ SlimP3 (\$249), from Slim Devices (www.slimdevices.com): This nifty device lives in your stereo cabinet, letting you stream MP3s seamlessly over your home network from any Mac running OS X. Featuring a remarkably easy setup and a friendly interface, it's the ideal bridge between the home electronics world and your Mac (April 2003).

4

★★★★ Color LaserJet 2500L (\$1,000), from Hewlett-Packard (www.hp.com): This color laser printer's crisp, clean laser output and truly reasonable price mean that small workgroups with big printing needs can benefit from color laser technology without putting too large a dent in their budgets (March 2003).

3

★★★★ Final Cut Express 1.0 (\$300), from Apple Computer (www.apple.com): Apple's DV-only version of Final Cut Pro brings professional video-editing features to users looking to move up from iMovie (May 2003).

5

★★★★ Inspiration 7 (\$69), from Inspiration Software (www.inspiration.com): If you've ever lost a great idea in a brainstorming session's tsunami, this easy-to-use chart-drawing program will blow you away (March 2003).

MINIFINDERS More Hot Products Recently Reviewed

★★★★ 1GHz iMac G4, 17-inch (\$1,799), from Apple Computer (www.apple.com): The speed and power of this new iMac are remarkable, especially given its big LCD monitor and price. It provides support for AirPort Extreme and Bluetooth, too (May 2003).

★★★★ 1GHz Power Mac G4 (\$1,499), from Apple Computer (www.apple.com): This Power Mac supports new Apple technologies, namely FireWire 800 and AirPort Extreme. It provides good performance at an attractive price, and it's reasonably quiet (May 2003).

★★★★ ArchiCAD 8 (\$3,950), from Graphisoft (www.graphisoft.com): It's got a high price, but ArchiCAD is the most sophisticated top-of-the-line CAD program available for the Mac. Professionals who need it won't be disappointed (April 2003).

★★★★ BBEdit 7.0 (\$179), from Bare Bones Software (www.barebones.com): This text editor continues to be remarkably powerful for a wide range of uses. Most loyal BBEdit users will want this upgrade for its improved text-handling and Web-design capabilities. Those who have never used it and need serious text-manipulation power should give it a try (March 2003).

★★★★ ChronoSync 1.1 (\$20), from Econ Technologies (www.econtechnologies.com): ChronoSync is one of the most flexible backup programs; it offers numerous options to give you complete control over your backups (May 2003).

★★★★ Clieé NX70V (\$599), from Sony (www.sonystyle.com): The Clieé is no simple PDA; it's a PDA, an MP3 player, and a digital camera. It has a large screen but is a little heavy and expensive (May 2003).

★★★★ d2 FireWire DVD-Rewritable Drive (\$379), from LaCie (www.lacie.com): This fast, solidly built DVD-R drive has a slim, stackable case design and includes Mac-compatible DVD-authoring software (May 2003).

★★★★ Devidion (\$399), from Formac (www.formac.com): Formac's Devidion FireWire DVD-R drive includes Mac authoring software but no blank media (May 2003).

★★★★ Dual-1.25GHz Power Mac G4 (FW 800) (\$1,999), from Apple Computer (www.apple.com): The dual-1.25GHz Power Mac G4 supports new Apple technologies, namely FireWire 800 and AirPort Extreme. It's an excellent value and performs very well. Also, it's reasonably quiet (May 2003).

★★★★ ExecutiveSync 1.2 (\$20), from Jason Weber (www.executivesync.com): ExecutiveSync uses Time And State synchronization to detect any changes in a file, so it provides you with the most accurate backup. But be warned: ExecutiveSync is slow, and it doesn't have a scheduling feature (May 2003).

★★★★ FontAgent Pro (\$100), from Insider Software (www.insidersoftware.com): This font-management software's new

activation and preview features put it squarely in competition with the established font heavyweights (March 2003).

★★★★ Formac Studio DV/TV (\$399), from Formac (www.formac.com): Formac's Studio DV/TV is unique in offering both analog-to-DV conversion and TV viewing and scheduled recording in DV format. If you want to watch TV in large format or record it for DVD, this device is a good choice (April 2003).

★★★★ The Graph Club 2.0 (\$80), from Tom Snyder Productions (www.tomsnyder.com): Designed for teachers, The Graph Club makes learning about and using graphs interesting. For ages 5 through 10 (May 2003).

★★★★ iDVD 3 (\$49), from Apple Computer (www.apple.com): iDVD 3 is a marvel—it lets you create stylish, professional-looking DVDs easily and quickly, and it's well worth its price (April 2003).

★★★★ InterMapper X 4.0 (\$495), from Dartware (www.dartware.com): No matter what the size of your network, this mature and scalable network-management suite will give you quick visual cues to network issues (April 2003).

★★★★ iPhoto 2 (free), from Apple Computer (www.apple.com): If you're already an iPhoto user, you'll appreciate iPhoto 2's new editing features and enhanced integration, which make this update a shoo-in (April 2003).

★★★★ Keyboard Maestro 1.2 (\$20), from Michael F. Kamprath (www.keyboardmaestro.com): Keyboard Maestro provides a great keyboard-based application switcher and gives you the ability to automate, via keystrokes, almost anything you can do on your computer (May 2003).

★★★★ Labels X 1.1 (\$10), from Unsanity (www.unsanity.com): Labels X brings back about 95 percent of OS 9's labeling functionality. Labels X will show (and sort by) the label values in column-view Finder windows, giving you the ability to sort your Projects folder by priority, for example (May 2003).

★★★★ PGP Personal 8.0 (\$50), from PGP Corporation (www.pgpcorp.com): PGP Personal 8.0 is an excellent and inexpensive solution for those who need to send and receive secure documents (April 2003).

★★★★ Reunion 8 (\$99), from Leister Productions (www.leisterpro.com): Even if you're a novice, you'll be able to learn this genealogy program in a matter of minutes. For current users, OS X compatibility and first-class charting features make it a compelling upgrade (March 2003).

★★★★ Six Degrees 1.5 (\$99), from Creo (www.creo.com): Six Degrees lets you pinpoint e-mail messages, contact information, and files anywhere on your Mac—even if you don't remember where you put them, who sent them to you, or their file names. This version takes care of our previous concerns

regarding speed and makes some nifty interface improvements. However, it's compatible with just one e-mail client (Entourage X), and that keeps it from greatness (March 2003).

★★★★ SpamSieve 1.2.2 (\$20), from Michael Tsai (<http://c-command.com/spamsieve>): SpamSieve works as an add-on to Entourage, MailSmith, PowerMail, and Eudora to cut down on unwanted e-mail, and does it accurately (April 2003).

★★★★ Super Collapse II (\$25), from GameHouse (www.gamehouse.com): Super Collapse II is a great diversion—think Tetris—especially if you're looking for something to keep you occupied at lunch or between flights. But it's a little expensive for a puzzle game (May 2003).

★★★★ Ten for X 1.0.2 (\$50), from Aladdin Systems (www.aladdinsys.com): While you probably won't use all 12 of the utilities for OS X in this set, you'll find at least three or four must-haves if you use OS X for more than an hour a day. Some of the programs provide features that disappeared in OS X (WindowShade X, for example), others make it easier to work under OS X's hood (April 2003).

★★★★ Tom Clancy's Ghost Recon (\$50), from Aspyr Media (www.aspyr.com): If you enjoy 3-D-action games such as Quake III but find that the nonstop action leaves you wanting more, then Tom Clancy's Ghost Recon—a squad-based tactical action and strategy game that puts you in control of a team of elite reconnaissance specialists—is an excellent choice (March 2003).

★★★★ Tungsten T (\$399), from Palm Computing (www.palm.com): The Tungsten T is designed for people who want entertainment, expandability, and flexibility in a PDA. If you want a PDA that can easily speak with the other peripherals in your digital hub, you'll find that the Tungsten T can reach out in many ways (May 2003).

★★★★ Virtual PC 6 (\$219), from Microsoft (www.microsoft.com): This release doesn't make Windows emulation on the Mac much faster, just a little better. Integration with the OS X Dock and desktop mounting of disk images are nice additions (April 2003).

★★★★ World Book 2003 Jaguar Edition (\$68), from World Book (www.worldbook.com): This new version of World Book's stellar multimedia reference software takes advantage of OS X 10.2 and capitalizes on the Mac's graphics prowess (May 2003).

★★★★ XPress Tools Pro (\$180), from A Lowly Apprentice Production (www.alap.com): This collection of 11 QuarkXPress XTensions is a must-have upgrade for users of XPress 5. XPress 4 users will appreciate five new XTensions, and all users will find this product an excellent way to increase productivity and avoid tedious reformatting (March 2003).

- > PowerWave
- > PowerMate
- > iCurve
- > Sony Ericsson Clicker
- > PhotoKit
- > Across Lite

Griffin Strikes Again

MOST OF THE LOW-COST MAC STUFF I SEE IS SOFTWARE, but there are plenty of companies that sell great hardware products for \$100 or less. One of the most innovative companies is Griffin Technology, which

has been producing neat Mac gadgets since 1992. I first met Paul Griffin, the company's president, back in the mid-1990s. Paul is the classic inventor type—with a mind full of cool products, crazy ideas, and sleek designs—and every time I run into him, he's got some new gizmo to show me or a wild idea to discuss. The biggest knock against the company has been its problems delivering Paul's vision to the public on his timetable, but it's become much better recently about shipping products, and the product pipeline shows no sign of slowing down.

At last January's Macworld Expo in San Francisco, Griffin was showing the iTrip, a stylish \$35 FM transmitter for the iPod. The iTrip allows you to listen to your MP3 songs on a home or car stereo—unfortunately, it didn't have shipping units for me to test before this month's column went to print, but I have been playing with a few other Griffin products you should know about.

Griffin has been shipping the \$35 iMic, a small USB audio-input device, for more than two years. The iMic is a great product, especially if you're looking to capture simple two-track audio out in the field or on the cheap (or if you don't have an audio-in port on your Mac), but some people want a bit more fidelity and flexibility. To that end, Griffin is now shipping the **PowerWave** (★★★★), a \$100 USB-based audio-input and -output device.

The PowerWave is full of features that separate it from some of the other USB audio devices on the market. To start with, it includes a 20-watt-per-channel amplifier and comes with Griffin's \$25 ProSpeaker Breakout Cable, so you can connect standard stereo speakers—not the cheap powered kind hooked up to so many Macs—directly to the unit and get great sound. You can also connect Apple's Pro Speakers to the PowerWave, since Griffin uses the same connector on the PowerWave that Apple uses on select iMacs and desktop Macs. (And since the PowerWave is self-powered, any audio device hooked to it—such as an iPod—will play through the speakers, even if your Mac is shut down.)

For sound input and output, the PowerWave has stereo RCA jacks and minijack ports and includes the cables necessary to connect the unit to your stereo or iPod. It doesn't require drivers—any OS 9

or OS X application that supports the Mac's standard audio functions will work with the PowerWave, and Griffin has a free application, Final Vinyl, that lets you record and edit audio quickly and easily. The PowerWave even has a switch through which it can provide zero-latency sound recording. This lets you overdub multitrack recordings while you're playing them back, a powerful feature not found in other low-cost sound devices. All in all, if you're looking for a way to get a little more audio into *and* out of your Mac, the PowerWave is a great way to go.

Another cool tool from Griffin that often gets overlooked is the **PowerMate** (★★★★), a \$35 USB controller knob that can be used for lots of different tasks. With its brushed-metal look, hefty feel, and pulsing blue base, the PowerMate looks like a mad scientist's panic button or a fancy knob that was pulled off of a high-priced stereo. Out of the box, it really is nothing more than a volume knob for apps such as iTunes, but its power lies in its programmability. You can program the controller for use with just about any application—iMovie, iTunes, Final Cut Pro, various audio applications—to scrub audio, scroll through documents or movie timelines, and more. And it looks pretty cool, too.

The last Griffin item I'll talk about this month is the **iCurve** (★★★★). It's a bit of a departure for the company—it doesn't hook up to your Mac, but it's quite nice nonetheless, especially if you're a PowerBook or iBook user and have a desktop setup with a keyboard, mouse, external display, or other peripherals.

The \$40 iCurve is a sleek, transparent Lucite stand with small rubber feet that keep it from sliding around your desktop. It holds your PowerBook above your desk surface at a slight angle—giving you a clear view of the screen and giving your notebook plenty of ventilation. It supports the 12- and 17-inch PowerBooks without any trouble. It might not seem like an essential piece of equipment at first glance, but, as with many of Griffin's products, I find myself missing it when I'm working in a remote office or on the road. To me, that's the sign of a winner.

continues



Innovation Stations

The PowerWave (top) adds high-quality audio input and output—as well as speaker power—to your USB Mac. The PowerMate (middle) can be programmed for scrolling, scrubbing, and more. The iCurve (bottom) gives your PowerBook or iBook a boost off the desktop.

The Treasure Chest

COMPANY	PRODUCT	RATING	PRICE	OS COMPATIBILITY	CONTACT
Griffin Technology	iCurve	★★★★	\$40	N/A*	615/399-7000, www.griffintechnology.com
Griffin Technology	PowerMate	★★★	\$35	9X	615/399-7000, www.griffintechnology.com
Griffin Technology	PowerWave	★★★★	\$100	9X	615/399-7000, www.griffintechnology.com
Literate Software Systems	Across Lite 1.2	★★★	free**	9X	www.litsoft.com
Pixel Genius	PhotoKit 1.1	★★★★	\$50	9X***	info@pixelgenius.com , www.pixelgenius.com
Salling Software	Sony Ericsson Clicker 1.5	★★★★	\$10	X	support@salling.com , www.salling.com

* N/A = not applicable. ** OS X version currently available only through the New York Times Crosswords service (www.nytimes.com). *** Requires Adobe Photoshop 6 or 7.

A Simple Click of the Phone?

Bluetooth is here. I resisted it for a long time, but thanks to the built-in Bluetooth support in the 12-inch PowerBook, I'm finally starting to see the technology's potential. I'm using two Bluetooth devices, Palm's excellent Tungsten T (★★★★; May 2003) and the Sony Ericsson T68i, in conjunction with my Mac. That combination generally works fine, but what really blew me away was Salling Software's **Sony Ericsson Clicker** (★★★★), a \$10 preference pane for OS X that works with five of Sony Ericsson's Bluetooth phones: the T39m, R520m, T68, T68I, and T6810.

Sony Ericsson Clicker lets you use your phone to control your Mac remotely via AppleScript. Any scriptable application can receive commands from your phone, and Clicker ships with scripts for controlling Apple's iTunes, DVD Player, and Keynote; Microsoft PowerPoint; and more. (Salling's Web site has links to all sorts of scripts for Clicker.) To make things easy for you, Clicker has a mechanism for creating simple scripts, so you don't really have to get down and dirty with AppleScript if you don't want to.

Clicker also has a proximity feature that can trigger scripts or actions based on your phone's (and, assuming the phone is in your pocket, your) location. At its simplest, you could have iTunes

pause the current track every time your phone goes out of Bluetooth range, and start it back up whenever it comes back into range.

All in all, Clicker is one of those wondrous little utilities that demonstrate the power of interconnected technologies. If you have one of the supported phones, buy it—you'll have a blast.

From Analog to PhotoKit

If you're a digital photographer, chances are you spend a lot of time

in Adobe Photoshop—I know I do. I freely admit that I use only about 60 percent of Photoshop's power and rarely take the time to deal with masking, layers, and other lengthy methods for color-correcting, toning, or sharpening my images. My pictures are looking a bit better these days, thanks to **PhotoKit** (★★★★), a \$50 Photoshop plug-in from Pixel Genius.

PhotoKit can perform a range of different operations on your images, including color correction, selective sharpening, dodging and burning, and transformations from color to black-and-white and sepia-, selenium-, and platinum-style tones. Many of the effects are the digital equivalent of the things film photographers have been doing in the field or the darkroom for years, such as placing color filters on a lens to highlight a specific color range on film. And since it does all of its magic in a new layer, you never lose your original image (which makes it great for comparing effects on a single file).

Unlike many other Photoshop plug-ins, PhotoKit doesn't have a lot of flash—there are no effect previews, for example—but I regularly find an effect or combination that works beautifully, especially on older images that I had discarded for various reasons having more to do with color than composition.

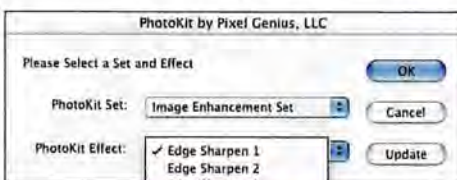
In the interest of full disclosure, I should note that I know a couple of the brains behind PhotoKit—one of the principals is *Macworld* contributing editor Bruce Fraser—but I wouldn't write about the product if I didn't like it, and I know these guys developed PhotoKit because they wanted to be able to do these types of operations quickly and efficiently. If you spend any appreciable amount of time working on images in Photoshop, download the demo and take a look at what these geniuses have been able to do.

Crosswords Redux (Mea Culpa)

In my last column, I wrote about MacXword, the puzzle client from Advenio Software (★★★★; April 2003), claiming that it was the only stand-alone OS X app for solving *New York Times* crossword puzzles. Wouldn't you know it? Shortly after I wrote those words, an OS X 10.2 version of the original puzzle client from Literate Software Systems, the free **Across Lite** (★★★), was posted on the *Times* Web site.

Although I was unable to reach anyone from Literate to discuss Across Lite for OS X, at some point I should have noticed the link posted on the *Times* site—I am downloading the Sunday puzzle, after all. I played around with it, and I can say this: the Across Lite update works fine. I still prefer MacXword; with its Cocoa interface and direct link to the OneAcross hint site, it's worth the \$15 fee—but free is free. □

RICK LEPAGE is *Macworld*'s editor in chief. Is there a utility or gadget you couldn't get along without? Send your thoughts on this column, or on things you'd like to see in future columns, to macgems@macworld.com.



Pick, Click
PhotoKit (top)
helps you get
better results
from your
digital photos

in Photoshop. Sony
Ericsson Clicker (bot-
tom) turns your Blue-
tooth cell phone into
a powerful remote
control for your Mac.





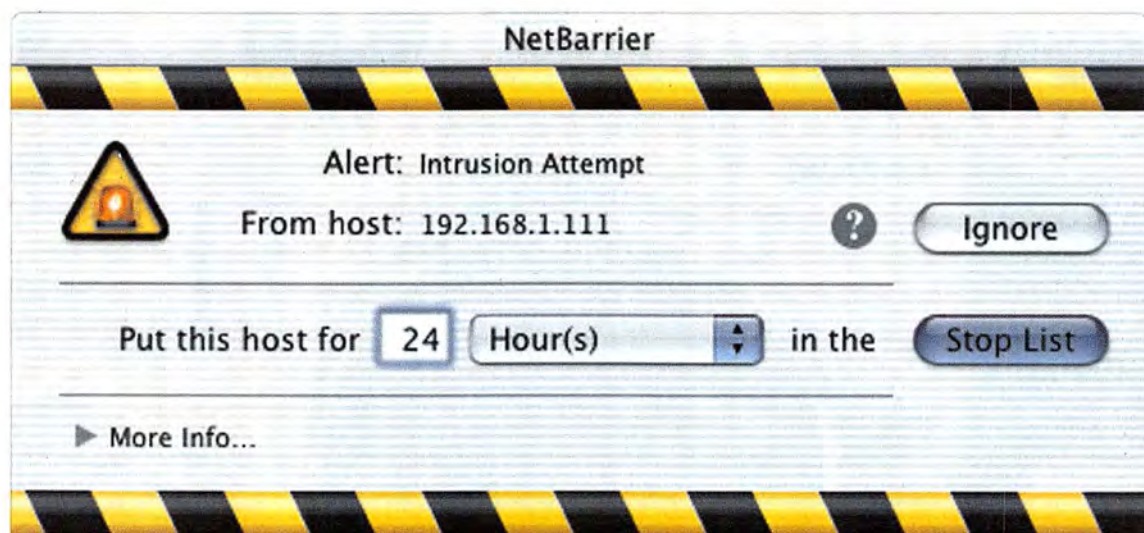
With hundreds of digital cameras to compare, you'll definitely find one that clicks.

If you're into digital photos or video, finding the right camera is no longer a shot in the dark. That's because PriceGrabber.com provides the fastest, most convenient way to locate and research the best products and prices online. Simply choose your criteria, click, and within moments you're comparing cameras by brand, features, popularity and price. While you're at it, get the lowdown on products and merchants from buyers just like you. Bottom line? Whether you're shopping for cameras, computers, TVs, or thousands of other popular items, PriceGrabber provides all the information you need to make the best buying decisions.




PriceGrabber.com
Comparison Shopping Beyond Compare.™

You think the Internet is safe. Think again...



Intego NetBarrier X

The first Internet security solution for Mac



Intego NetBarrier X

Every computer connected to the Internet is exposed to hackers and vandals - they don't care whether you're a company or an individual. They want to get at your data.

This is why you need a high-security protection that only Intego NetBarrier X can provide.



we protect your world

Buy now:

512-637-0700

www.intego.com

Macintosh, Mac and the Mac logo are registered trademarks of Apple Computer. Intego, the Intego logo, NetBarrier, and we protect your world are registered trademarks of Intego.

Available from:
COMPUSA.com
WHERE AMERICA BUYS TECHNOLOGY

- > Marble Blast
- > MacMAME
- > Payback
- > Momo Racing
- > Pocket Tanks
- > GameRanger

Simple Pleasures

SOMETIMES WHEN I PLAY A GAME, I WANT A CHALLENGE—a game that takes time to master, that kills me off repeatedly before I finally build up the skills required to take my rightful place as a champion player.

But the fact is, lots of times I'm happy just to while away a few minutes with a fast, easy-to-play game that's simply fun. Fortunately, there are plenty of those games to choose from—and this month's *Game Room* has a bunch of them.



Straight Shooter In Marble Blast, you get to experience a pinball game from the ball's point of view.

Behind the Eight Ball

Garage Games' first Mac game is called Marble Blast, and its basic mechanics could not be any simpler: you have to roll a marble through a maze. It's the maze itself, and the pitfalls and power-ups it contains, that adds the challenge and excitement.

Rendered in a 3-D, third-person perspective, Marble Blast puts you behind the ball as it rolls. If you've ever wondered what it would be like to be the pinball in a pinball machine—or if you've played Super Monkey Ball on a Nintendo GameCube—you'll get the basic idea. Each level features a start point, an end point, and a timer.

Negotiating levels is a matter of moving your ball—sometimes depending on brute force, other times using tricky matters of momentum—to get to the end point. You have to maneuver carefully across obstacle courses and around sharp corners, steep inclines, and pitfalls. Moving platforms, pounding pistons, spinning fans, and other hazards will get in your way. If you find yourself in a sticky predicament, a new perspective may help; Marble Blast lets you reconfigure your camera settings so you can get a better idea of what's around you.

The power-ups you find along the way also help you through some levels: SuperSpeed makes your marble zoom quickly, SuperBounce makes the ball bounce,

Gyrocopter temporarily adds a propeller to your marble so it can traverse otherwise inaccessible areas by air, and there are plenty of others.

The Bottom Line Let's hope that Marble Blast is the first of many Mac games from Garage Games. It's a refreshing bit of arcade fun suitable for kids and grownups alike.

Auntie MAME

I've mentioned MacMAME in this column numerous times, and with good reason:

this clever piece of software emulates thousands of the coin-operated arcade games from the good old days when Michael Jackson still had most of his original nose.

MacMAME is the Mac version of a cross-platform, open-source collaboration called Multiple Arcade Machine Emulator. The project's roots date back to the mid-1990s, when MAME creator Nicola Salmoria thought it would be interesting to figure out how old coin-op arcade games worked. More and more of these machines are destroyed, scrapped, and recycled every year, and they represent an important chapter in the history of computerized entertainment, so he started MAME for posterity's sake.

MacMAME emulates the technology underlying arcade games, thereby enabling you to play them, but it doesn't include the games themselves. Those old games work when you install read-only memory (ROM) image files based on the chips in the original games. Some test ROM image files can be downloaded from the MacMAME Web site and other locations. But the fact is, the original game ROMs are all copyrighted by their developers (or whatever company has bought the rights in the intervening years). So while it's perfectly legal to download and use MacMAME, it can't be distributed with the copyrighted ROM images. And you're not really supposed to use

The best games are often ones that won't strain the brain.

MARBLE BLAST

RATING: ★★★

PROS: Lots of challenging levels; simple controls.

CONS: Too difficult for some young players.

PRICE: \$15

OS COMPATIBILITY: Mac OS X

COMPANY: Garage Games, www.garagegames.com

continues

It's a lot easier to take on an army



when you **are** one.

DUNGEON SIEGE™

A ROLE-PLAYING GAME FROM CHRIS TAYLOR

Assemble and control a party of up to eight heroes at a time, as you battle your way through the seamless and expansive 3D world of Ehb. From warriors and archers to wizards, and even pack mules to carry your treasure, you and your party will wreak vengeance on an ancient evil. Whether you're playing alone or in multiplayer mode, victory is within your grasp. Let the battles begin.



www.macsoftgames.com



BLOOD AND GORE
VIOLENCE


GAS
POWERED
GAMES™

Microsoft
game studios

Copyright 2002 Microsoft Corporation. All rights reserved. Microsoft is a registered trademark of Microsoft Corporation in the United States and/or other countries. Dungeon Siege is Copyright 2002 Gas Powered Games Corp. All rights reserved. Gas Powered Games and Dungeon Siege are the exclusive trademarks of Gas Powered Games Corp. Trademarks used under license by Destineer Inc. Destineer is a trademark and MacSoft is a registered trademark of Destineer, Inc.

MacSoft™

Choose 148 at www.macworld.com/getinfo



Totally Awesome Today's game developers could learn a lot from 1980s arcade classics—for example, Donkey Kong.

those images unless you own the actual chips (for example, if you bought a classic video game or its parts on eBay, from a dealer, or from a junkyard). That doesn't stop some underground Web sites and file servers from offering ROMs for download, but using them is piracy.

If you're willing to pay the price to keep your nose clean, the reward is terrific. MAME is an invaluable tool for keeping these elderly arcade games alive and, what's more, understanding how they work. MacMAME has been improved extensively over the years, and it's a solid Mac application with native support for Mac OS X, support for game controllers, a plug-in architecture developed to handle different graphics-rendering methods, and much more.

MacMAME is supremely easy to use, well documented, and improving with each release. And when you look at those classic games, you recognize just how sublimely simple their game play and design were. MAME stands as a vital lesson to today's game programmers about what makes a game fun to play.

The Bottom Line If you're an arcade-game maven, MacMAME should be the centerpiece of your collection—along with a drawer full of ROM chips, of course.

MACMAME 0.60A

RATING:

PROS: Almost perfectly emulates old arcade games.

CONS: Isn't updated as often as its PC counterpart.

PRICE: free

OS COMPATIBILITY: Mac OS 9, Mac OS X

COMPANY: The MAME Project, www.macname.org

Public Enemy Number One

Freeverse Software's Payback is clearly inspired by the infamous Grand Theft Auto series for Sony PlayStation. In Payback, you're a criminal on a spree—and you have to rack up points to stay in the game while avoiding incarceration or death. You gather those points by committing crimes. Carjack a taxicab, and you'll gather points. Shoot someone dead in the street, and get some more. Big points come when you participate in elaborate crimes handed down to you from bosses who call you on public telephones. The more crimes you commit, the more likely it is that the police will catch you, so you always have to stay one step ahead.

Like the original Grand Theft Auto, Payback is rendered from an overhead perspective. Payback's simple controls and nonlinear game play make it a cinch to pick up and learn—with the exception of



Adults Only Payback's story line is not for the squeamish, and its graphics are amateurish.

driving. Since Payback was developed in the United Kingdom, characters drive on the left side of the street and enter their cars from the right-side doors. It takes a bit of adjustment.

The game also offers a multiplayer mode that lets four users gather around the same computer—with multiple game controllers, of course—for a quick round of fun.

I won't moralize about Payback's subject matter or its soundtrack's profanity-riddled gangster-rap lyrics. It's safe to say that this game is not for kids or for the squeamish. But Payback's graphics look cheap and amateurish. What's more, some of the game's levels are downright bad, due to poor level design.

continues

TONY HAWK'S PRO SKATER 4

explore enormous levels

interact with the environment like never before

new challenging goals and objectives

Mac

ASPYR®
www.aspyr.com

TEEN
Blood
Comic Mischief
Mild Lyrics
Suggestive Themes

ACTIVISION
2
SPORTS REVOLUTION
activision02.com

© 1999-2002 Activision, Inc. and its affiliates. Published and distributed by Activision Publishing, Inc. Activision and Pro Skater are registered trademarks and Activision 02 and Sports Revolution are trademarks of Activision, Inc. and its affiliates. All rights reserved. Tony Hawk is a trademark of Tony Hawk. Developed by Neversoft Entertainment, Inc. All rights reserved. The ratings icon is a registered trademark of the Interactive Digital Software Association. The Aspyr logo is a trademark of Aspyr Media, Inc. Mac and the Mac logo are trademarks of Apple Computer, Inc., registered in the U.S. and other countries. All other trademarks and trade names are the property of their respective owners.



Unreal TOURNAMENT 2003

THE TOURNAMENT RETURNS TO MACINTOSH THIS SPRING



BLOOD AND GORE
VIOLENCE




www.macsoftgames.com



Unreal® Tournament 2003 Copyright 2002-2003 Epic Games, Inc., Raleigh, NC USA. Unreal and the Unreal logo are registered trademarks of Epic Games, Inc. ALL RIGHTS RESERVED. MacSoft is a registered trademark and Destineer is a trademark of Destineer, Inc. All other trademarks and trade names are the property of their respective owners. Unreal Tournament 2003 was created by Digital Extremes in collaboration with Epic Games, Inc. The Macintosh version is manufactured and marketed by Destineer, Inc. under license from Epic Games, Inc. The Windows PC version is manufactured and marketed by Infogrames, Inc. under license from Epic Games, Inc. The Atari trademark and logo are the property of Infogrames.

Choose 148 at www.macworld.com/getinfo

PAYBACK

RATING: 

PROS: Easy to pick up and learn; fun for a while.

CONS: Weak graphics and bad level design.

PRICE: \$30

OS COMPATIBILITY: Mac OS 9, Mac OS X

COMPANY: Freeverse Software, 800/373-3837, www.freeverse.com

The Bottom Line Some things are better left in the past. Grand Theft Auto was innovative in its day, but that was years ago. Even \$30 is too much to ask for this sort of game.

Tanks for the Memories

If the words *Scorched Earth* bring back memories of a classic artillery video game, you'll be happy to know that there's now a modern equivalent for OS X. And if you haven't been exposed to this addictive, easy-to-learn game genre, you'll find that Cornerstone TSP Games' Pocket Tanks can provide a surprising amount of fun.

Pocket Tanks is a 2-D strategy game. You operate a tank positioned on one side of a battlefield, and it's your job to lob shells at the opponent—controlled by either a computer or a human—stationed on the other side. Each side takes turns moving and firing, and you have to determine the appropriate velocity and angle to strike your opponent dead-on.

To that end, your tank is equipped with a variety of wild and wacky weapons. As each round starts, you and your opponent get to choose from an arsenal of unique munitions—everything from conventional single or multishot warheads to weapons that harness the very power of nature, burying your foe under piles of dirt or raining down meteor strikes from outer space.

continues

Shake, Rattle, and Roll

Mac OS X 10.2.3's release in January has brought gamers an important feature we've wanted for years: support for force-feedback game controllers built around Immersion's TouchSense technology. TouchSense controllers are widespread on the PC, and they now work on the Mac, in games that support them. I recently put such a device—Logitech's \$100 Momo Racing wheel, a steering wheel designed for driving games—through some tests on the Mac.

Two of the first Mac games to support Immersion's force-feedback technology are driving games: Feral Interactive's *F1 Championship Season 2000* (★★★; April 2003) and Aspyr Media's *NASCAR Racing 2002 Season* (★★★★; May 2003). (A patch is available from Feral's Web site at www.feral.co.uk in case you don't already have it installed.) Both games recognized and worked with the wheel straight away—although NASCAR took some delicate calibration and reconfiguration before I got everything set up as I wanted it.

The Logitech Momo Racing wheel is a hefty piece of kit, and it's broken into two major components—a steering wheel and shifter that bolts to your desk or another flat surface, and a pedal system that includes a brake and an accelerator. The device attaches to your Mac via USB, and because of the force-feedback motor, you'll need to make some room on your outlet strip too—the wheel needs its own power supply. Although the Momo includes Windows software, you don't need any software to get the wheel to work on the Mac—it's all built in, as long as you're using OS X 10.2.3 or later and a compatible game.

The wheel itself sports 240 degrees of rotation, as well as a rubber grip around the entire surface to keep your hands from slipping. Two paddle shifters



lie within easy reach of your fingers on the column underneath the wheel, and for those who prefer more-conventional shifting, there's also a manual shift knob. You can program six buttons located on the wheel's center, for various game controls, including view shifts and pit-crew calls.

The force-feedback effect is uncanny, especially depending on the complexity of the application using the technology. It can simulate weight, collisions, different road surfaces, and more.

The Bottom Line It may be an expensive toy, but the Logitech Momo Racing wheel is worth its price if you're a Mac racing-game enthusiast who wants to get the most out of the experience. Look for more new racing games that support this technology to come out this year.

LOGITECH MOMO RACING

RATING: 

PROS: Adds realistic effects to force-feedback-compatible racing games—all two of them.

CONS: Limited utility; expensive.

PRICE: \$100

OS COMPATIBILITY: Mac OS X

COMPANY: Logitech, 800/231-7717, www.logitech.com

SPEARHEAD
EXPANSION PACK
LAUNCH YOUR NEXT ASSAULT.

Mac
EA GAMES
ASPYR
Authorized Electronic Arts™ Distributor

TEEN
T
CONTENT RATED BY
ESRB
Violence

©2003 Electronic Arts Inc. Electronic Arts, Medal of Honor Allied Assault, EA GAMES and the EA GAMES logo are trademarks or registered trademarks of Electronic Arts Inc. in the U.S. and/or other countries. Medal of Honor is a trademark or registered trademark of Electronic Arts Inc. in the U.S. and/or other countries for computer and video game products. All rights reserved. EA GAMES™ is an Electronic Arts™ brand. The Aspyr logo is a trademark of Aspyr Media, Inc. Mac and the Mac logo are trademarks of Apple Computer, Inc., registered in the U.S. and other countries. All other trademarks are the property of their respective owners. Made in the U.S.A.



POCKET TANKS DELUXE

RATING: **3.5**

PROS: Easy to learn; simple and approachable.

CONS: No Internet-based multiplayer mode; no progressive levels of difficulty.

PRICE: \$16

OS COMPATIBILITY: Mac OS 9, Mac OS X

COMPANY: Cornerstone TSP Games,

www.ctspgames.com

The secret to Pocket Tanks lies in its stark simplicity—the graphics are spartan, and the controls are easy enough to figure out after a minute or two of play. What's missing is Internet multiplayer capability—the two-player mode requires that another person be in the room with you, in front of the same computer. I'd love to see



Ready, Aim . . . Pocket Tanks may seem like a simple game, but it's also a load of fun.

some sort of level system or other method for managing a progressive level of difficulty, and the game's preferences should definitely include basic settings such as a player's name. But what's here is pure gold.

The Bottom Line While there's room for some improvement, Pocket Tanks is just a phenomenally fun little game to play—and the Deluxe version is well worth the modest fee.

Shall We Play or Talk?

GameRanger is a Mac-only online chat service that offers gaming capabilities. Players can log on, exchange messages privately or publicly, and then join or host online games as the mood arises. It's an easy, user-friendly way to find and play Mac games online—and it's free.

As the longest-running Mac-only online game service, GameRanger has more than 100,000 registered users and works with more than 100 games.

GameRanger features a series of publicly accessible chat rooms that have no particular order or organization. In the

more popular locations, chat often turns into vitriolic exchanges stimulated by political and social issues. Fortunately, you can limit displays of profanity via an option in GameRanger's Preferences.

Wandering into a heated argument is hardly the best way for a new user to first encounter GameRanger or online gaming in general—and it's definitely not a family-friendly introduction. Genre-based organization of chat rooms and more-rigid policing of chats by administrators could resolve this difficulty.

Although GameRanger is free, a new Premium Membership tier gives users access to exclusive features for \$50 a year. Most of the premium features are superficial—appearance changes, better personalization, prioritization in user lists—but there are a few meaty new options. As a Premium Member, you can create your own chat rooms. You can also set "I'm away" autoreplies and see time stamps on messages from your friends.

The price tag of GameRanger Premium Membership gives me some pause, what with the makeup of the new features. But GameRanger's developer still deserves the backing of the

people who use the service, and buying a Premium Membership is an important way to demonstrate that support.

The Bottom Line GameRanger is an indispensable resource for Mac gamers looking to play with others online, even if public chat can get unruly. GameRanger's premium service is a bit overpriced, but it's one way for regular users to support this invaluable part of the online Mac gaming experience. □

GAMERANGER

RATING: **3.5**

PROS: Easy to use; supports many games and has many users.

CONS: Disorganized and badly managed public chat rooms often contain coarse language; overpriced Premium Membership.

PRICE: free; Premium Membership, \$50 per year

OS COMPATIBILITY: Mac OS 9, Mac OS X

COMPANY: GameRanger Technologies, www.gameranger.com

MacCentral.com Senior Editor PETER COHEN enjoys the simple pleasures in life. Especially naps.

Harry Potter

AND THE CHAMBER OF SECRETS™

Impact from Bludger.

Nimbus Two Thousand™
from Professor McGonagall™.

Heroics from you.

Have you got what it takes to be Harry Potter™ in the Chamber of Secrets?



Challenge Everything



Violence



ASPYR™

Authorized Electronic Arts™ Distributor

www.aspyr.com



© 2002 Electronic Arts Inc. Electronic Arts, EA GAMES and the EA GAMES logo are trademarks or registered trademarks of Electronic Arts Inc. in the U.S. and/or other countries. All rights reserved. KnowWonder and the KnowWonder logo are registered trademarks of KnowWonder Inc. in the United States and other countries. EA GAMES™ is an Electronic Arts™ brand. The ratings icon is a registered trademark of the Interactive Digital Software Association. The Aspyr logo is a trademark of Aspyr Media, Inc. Mac and the Mac logo are trademarks of Apple Computer, Inc. registered in the U.S. and other countries. All other trademarks are the property of their respective owners.

HARRY POTTER, characters, names and related indicia are trademarks of and © Warner Bros. Harry Potter Publishing Rights © JKR.
WB® LOGO, WB SHIELD: ™ & © Warner Bros.
(S03)

Choose 91 at www.macworld.com/getinfo

EVERQUEST®

Immerse yourself in what hundreds of thousands have already experienced...a land with no limits to the imagination, where excitement and myth reign supreme.

Introducing EverQuest® for the Macintosh!

Join thousands of players online as you design and build a hero in the mystical land of Norrath - a persistent, role-playing world alive with adventure. Conquer challenging quests, battle a multitude of monsters, and interact with thousands of others in the online journey of a lifetime.

You're in our world now!®

- ⊗ Meet and team up with players from all over the world in massively multiplayer online adventures.
- ⊗ Customize your character's name, face, armor, abilities, race and class - from barbarian warrior to elfin wizard.
- ⊗ Buy, sell and trade magical swords, spears, armor, shields and more.
- ⊗ Master spells, combat skills and special abilities, growing in power as your character progresses.
- ⊗ Includes EverQuest Classic and all four expansions!



www.everquest.com/mac



JOIN THE MASSIVELY MULTIPLAYER MACINTOSH ONLINE REVOLUTION!



SOE
SONY ONLINE
ENTERTAINMENT

INTERNET CONNECTION REQUIRED
ADDITIONAL SUBSCRIPTION FEES REQUIRED



BLOOD & GORE
VIOLENCE
SUGGESTIVE THEMES

Game Experience May
Change During Online Play

EverQuest, You're in Our World Now!, The Ruins of Kunark, and The Scars of Velious are registered trademarks and The Shadows of Luclin and The Planes of Power are trademarks of Sony Computer Entertainment America Inc. in the United States and/or other countries. SOE and the SOE logo are registered trademarks of Sony Online Entertainment Inc. The ratings icon is a registered trademark of the Interactive Digital Software Association. Mac and the Mac logo are trademarks of Apple Computer, Inc., registered in the U.S. and other countries. ©2002 Sony Computer Entertainment America Inc. All other trademarks and trade names are properties of their respective owners. All rights reserved.

BY DAVID BLATNER

Quark

ENTERS THE
LAND OF

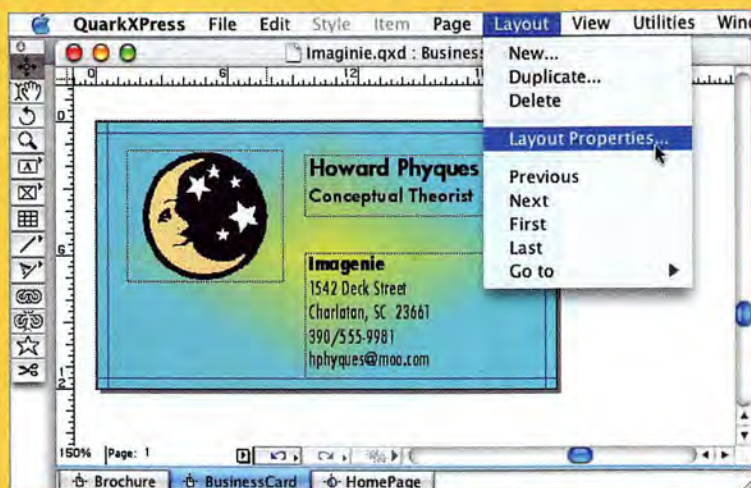
OS X

GET AN EARLY LOOK AT THE NEW FEATURES IN QUARKXPRESS 6.0

QUARK HAS MOVED CAUTIOUSLY DOWN THE ROAD TO OS X, but its journey will be over when QuarkXPress 6.0 debuts (800/676-4575, www.quark.com). The company won't comment on a release date, but I expect that you'll be able to buy the new version of XPress within six months.

I explored a prerelease version of QuarkXPress 6.0. Though it's not appropriate to evaluate a beta version's reliability or speed, I can give you an in-depth look at XPress's new features, from the most striking (such as its OS X code) to the least (such as its As Is printing feature). This version of the publishing mainstay is clearly a significant and innovative upgrade: layers and Aqua and syncing? Oh my! >>





New Layouts Taking a cue from Excel, XPress lists each project's various layouts along the bottom of the document window. You can mix and match Web and print layouts in a single project, and you can make each layout any size.



We're Not in OS 9 Anymore

It seems as if everyone, from production interns to Steve Jobs, has griped about Quark's slow journey toward OS X. Now Quark is committed to OS X in a big way—on the Mac, XPress 6.0 runs *only* on OS X 10.2 or later.

It's Aqua, Man Longtime XPress users should have no trouble with the transition; Quark has maintained the program's general look-and-feel while making it fit OS X's Aqua interface standard. Few dialog boxes and palettes have changed beyond donning a blue and gray, rounded-corner skin.

But all is not the same. To comply with Apple's user-interface guidelines, Quark added two new drop-down menus to the main menu bar: XPress and Window. Go to the XPress menu for commands such as Preferences and Quit. The Window menu is the new home for many common commands that once resided in the View menu, including Bring All To Front and Show Style Sheets. Also new is a Layout menu (more on that later).

Quark's efforts to comply with Aqua standards have resulted in a Measurements palette that's 30 percent larger and dialog boxes that take up even more screen real estate than those in earlier versions.

Core Technologies XPress 6.0 doesn't take advantage of OS X's Quartz graphics-rendering technology, which could allow transparency and other special effects. However, it does use protected memory, and you no longer have to worry about allocating RAM.

Upgrading XTensions One side effect of the OS X migration is that all XTensions must be rewritten. While some third-party developers, such as A Lowly Apprentice Production, expect to release software upgrades soon after XPress 6.0 ships, other developers, such as Extensis, are still deciding whether, or when, to convert software. If you rely on an XTension to get your work done, be sure to ask the developer whether there will be an upgrade.



Manage with Multiple Layouts

OS X support would be enough to convince many XPress users to upgrade, but getting more features for your software dollars is nice, too. (Quark hasn't yet announced how much it will charge for version 6.0, but it has said that special promotions will be available for recent purchasers of version 5.)

When you launch XPress 6.0, the first new feature you'll encounter is also the most important one: Layout Spaces, a handy way to keep track of multiple related documents.

Putting It Together Managing related files has always been difficult. Say you're creating a corporate identity package, with a business card, an envelope, stationery, and a Web site. In earlier versions, each piece of the package would have to be a separate file, but Layout Spaces lets you combine them in one file, called a *project*—even though the pieces may have different dimensions, orientations, and output methods.

Projects make managing the pieces much easier. Of course, using the Layout Spaces feature also brings some risk: if a project becomes corrupted, you lose all the documents in it.

Making Space Every file you create in XPress 6.0 has at least one layout space. The New Document dialog box is now called New Project, and it allows you to name the first layout space and choose whether it will be a Web layout or a print layout.

You can add a layout space at any time by selecting Layout: New, and you can make a copy of a layout space by choosing Layout: Duplicate. To convert a print document into a Web document, just choose Layout: Layout Properties (see "New Layouts").

Switching from one layout space to the next is like choosing a workspace in Microsoft Excel: each layout space has a labeled tab at the bottom of the document window. Click on a tab to jump to that layout or choose Next, Last, or Go To from the Layout menu.

Converting Files Opening a document created in an earlier version of XPress converts it into a layout space within a new project. To combine multiple XPress 4 or 5 documents in one XPress 6.0 project, create a new layout space for each document, switch all the documents to View: Thumbnails mode, and drag the pages from one document into another.

Text Synchronicity

Multiple layout spaces are an obvious change in your XPress experience, but they can also affect your work in subtler ways. Perhaps you have a project in which one layout space is a business card and the next is an envelope. Both contain the company's mailing address. The logical next step is to relate the text so that changing it in one layout changes it in the other—freeing you from having to update each instance manually. That's exactly what XPress's new Synchronize Text palette lets you do.

To create this link between two or more text boxes, place the cursor in one text box, click on the first but-

ANOTHER SMALL STEP FOR XML

ton in the Synchronize Text palette, and give the text story a name. Then drag the story's name from the palette into as many other text boxes as you want.

Although text is linked, attributes such as font, size, and leading are not. Because the synchronized text boxes can be on any page in any layout of the project, you can apply text formatting appropriate for print in one place and formatting for the Web in another. You can break a text box's link to the Synchronize palette whenever necessary.

You can't synchronize graphics, text that has anchored objects, text on a master page, or even portions of a text story—it's either all the text in a text box or nothing. And while you can synchronize text across multiple layout spaces, you can't synchronize text across separate files.

Change Your Mind Again—and Again

How many times have you made a few changes to a design and then decided that you liked it better before? XPress 5 had only one undo level, which didn't affect many actions, such as importing a picture. In version 6.0 you can undo as many as 30 changes. (Each undo takes extra memory, so you can reduce the number XPress remembers via the Preferences dialog box.)

Two pop-up menus at the bottom of the document window display your most recent actions; one shows actions you can undo, and the other shows actions you can redo. This isn't as elegant or powerful as Photoshop's History palette, and menus aren't descriptive of each action (they may display "Picture Box Change" ten times in a row). Nevertheless, this feature is useful when you need to undo a number of consecutive steps. XPress can undo even if you save a document (though it clears its memory when you close the project).

You can choose from three redo keyboard shortcuts: ⌘-shift-Z (as in Photoshop), ⌘-Y (as in Microsoft Word), and ⌘-Z (which allows only one redo action).

You can now undo more actions, including text and picture import, text linking, and edits to your style sheet. However, you still can't undo many others, such as adding and moving guides, and changes that you make to a master page after returning to a document page.

High-Quality PDF Files

Creating PDF files has become a crucial aspect of an efficient publishing workflow, whether you're circulating a low-resolution PDF proof among a workgroup or sending a high-resolution PDF to an output provider for final printing. However, making PDF files from XPress has always required Adobe Acrobat Distiller.

Of course, in OS X any program can write PDFs, but because you can't control image compression and font subsetting, these files are unfit for most professional work.

Instead of relying on OS X or Distiller, Quark licensed Global Graphics' Jaws technology for creating high-resolution PDFs. When you export a PDF file (File: Export: Document As PDF), XPress writes Post-

If professional publishing journals such as *The Seybold Report* are right, someday almost everyone who produces a magazine, newspaper, or book will be dealing with XML, which lets you separate content (the words and pictures) from form (how the content looks) so the content can take on many forms (print, Web, PDA, and so on).

Quark's implementation of XML in XPress 5 (called *avenue.quark*) required that users specify valid DTDs (documents that describe how the data in an XML file is structured), which only XML geeks have on hand. XPress 5 also severely limited an imported XML file's size and how that data was formatted on import. The result was that almost every XPress user who needed XML turned to a third-party XTension.

XML in XPress 6.0 is less complicated, though I still wouldn't call it easy. First, Quark scrapped its proprietary XML parser for the industry-standard open-source Xerces parser, licensed from the Apache Software Foundation. (The parser is what reads and understands the XML codes.) The new parser can read huge XML files and provide useful error notifications when there's something wrong with the DTD.

And while you still need a DTD to assign XML tags to your XPress content and export an XML file, you can now import XML without one. The trick here is that XPress 6.0 can read an XML file and infer a DTD for you. This is a great step forward if you're just beginning to work with XML.

Lastly, XPress 6.0 gives you much more flexibility when you're formatting the placeholders that tell the program where to put the XML content and how to style it. For example, you can now insert text such as "Name:" before a **Name** XML placeholder, and you can place carriage returns between placeholders to force the content onto different lines.

If you're not already working with XML, it's unlikely that these enhancements will encourage you to jump in now. But given the importance of XML in publishing, it's a good sign that Quark is working on improvements.

Script and then converts it to a PDF file. You can add automatic bookmarks, retain hyperlinks created with XPress's Hyperlinks palette, and control image compression at export. You can neither save PDF styles (groups of settings) as you can in Distiller nor ensure the quality of the PDF by exporting in PDF/X format.

Full-Resolution Preview Spares Your Eyes

XPress users have long known that they couldn't trust the quality of images viewed on screen or printed on ink-jet printers without PostScript support. Vector EPS artwork (such as that from Adobe Illustrator or Macromedia FreeHand) was jaggy; Photoshop images, pixelated. No more: XPress 6.0 has a Full Resolution preview.



Synchronized Swimming You can synchronize the text in two or more text boxes—even if they're on different layouts, and even if the text formatting is different in each box. When you edit the text in one box, XPress updates all the others.

THE WORLD ACCORDING TO QUARK

BY PAMELA PFIFFNER

With the release of QuarkXPress 6.0, the wait for an OS X–native version of the world's leading page-layout application is over. Publishers who delayed upgrading to OS X until their mainstay software went native have no more excuses. And XPress users flirting with the idea of moving to Adobe InDesign can now compare the two products on a level playing field.

The question on the minds of many creative professionals is "What took so long?" *Macworld* sat down with Quark's Jürgen Kurz and Susie Friedman to talk about Apple, Adobe, and Quark's product strategy.

"I don't think OS X was mature enough for the print market until later last year, with Jaguar," says Kurz, Quark's vice president of product management, adding that OS X became available as Quark was finishing XPress 5 and the company chose not to break its stride for the new OS. "Now I think we are at the right time to deliver a Mac OS X product, even though we've been criticized for waiting." The result is that Quark will deliver a product with "no compromises," he says. "QuarkXPress 6.0 is OS X. Full stop. We don't take the baggage of previous operating systems with us."

XPress 6.0 is not just the OS X equivalent of XPress 5—which shipped only 18 months ago. It has new features, too. "We could have done a simple OS X port, but there's no value associated with that for our customers," Kurz says. Version 6.0's success is not contingent on OS X alone, he asserts. "We're a commercial software developer. We have many customer requirements to satisfy—one of which is OS X. We're not in this to make Apple successful."

The Apple of Quark's Eye

For the time being, however, Quark's success is tethered to Apple's. With 50 percent of its U.S. QuarkXPress sales on the Mac platform, Quark has a vested interest in keeping the market healthy. But the two companies have had a tempestuous relationship in the past, and Quark's late embrace of OS X only fueled speculation that they were again at odds. Kurz downplays a rift. "Our relationship with Apple is very close from a product and R-and-D perspective. I don't think it's been any better than it has been in the last six to twelve months."

Recent anti-Apple outbursts by Quark's voluble CEO Fred Ebrahimi may have actually paved the way for better relations. At one November 2002 meeting of Quark customers, attendees said that Ebrahimi made disparaging comments

about the size of the Mac market; this led observers to question Quark's allegiance to Apple and its customer base.

Kurz says that Ebrahimi's comments were taken out of context. Ebrahimi was expressing concern that, given current economic conditions, Apple was doing its customers, its development partners, and the industry overall a disservice by forcing its users to upgrade to a new platform at a time when budgets were tight, especially in the publishing sector.

But Ebrahimi's outburst hit home. "The outcome was that Steve Jobs called, and there was an extension of OS 9 for our customer base," Kurz says, referring to Apple's December decision to continue shipping OS 9–capable Mac models through the summer of 2003, despite an earlier pronouncement that Apple would stop selling OS 9–capable Macs in 2002. "It was a misinterpretation, but the end result was good for our customers."

Despite its contentious partnership with Apple, Quark says that it has no intention of abandoning the Mac. "We have a total commitment to the Mac market. We are committed to our customers and giving them what they want," says Susie Friedman, vice president of corporate development. "As long as people keep using Macs, we'll keep supporting them."

The Adobe Rivalry

While Quark has shored up its relations with Apple, it has been fending off attacks on its flanks from archrival Adobe. After poorly received initial releases, InDesign 2.X is attracting new customers, partly due to its 18-month head start as an OS X–native application. According to Adobe, customers who defect from QuarkXPress cite additional factors, such as InDesign's integration with other Adobe applications and Adobe's reputation for customer service. Adobe declined to comment on exact sales figures.

But according to Quark, recent sales figures suggest that XPress maintains a healthy lead. "If you look at our retail-channel data [from a Merrill Lynch report], our market share has risen in the past six months. Of individual units sold, it's been 91 percent QuarkXPress, 9 percent InDesign," Kurz says. "The perception is that InDesign is outselling us when the reality is that people continue to buy QuarkXPress."

That perception persists within the publishing community, but Quark says that it refuses to get into a public-relations battle with Adobe. When asked



The Full Resolution preview feature replaces the bitmap-only Enhance Preview XTension of earlier versions. Like that XTension, Full Resolution works by writing preview files to a cache folder on your hard drive. You can force XPress to delete old pre-

view images after the cache reaches a certain size—for example, 200MB.

This preview feature has some limitations. There's no way to turn it on for an entire document (though that could be a precaution, because each additional image slows down XPress). Also, vectors can be rasterized only as high as 800 ppi.

Working the Web

The folks at Quark had a great idea: Give designers a way to parlay their knowledge of XPress into the ability to design simple Web sites. However, XPress 5 didn't offer enough Web tools to attract many users. XPress 6.0 adds a few new Web features and improves XML handling (see "Another Small Step for XML").

Cascading Menus The flashiest addition is the ability to create cascading menus that pop up or down as you mouse over them (see "More Menus"). You can specify color, size, behavior (such as a target URL), and even submenu entries. But to see the cascading menus, you have to export HTML and view the page in a browser.



More Menus One eye-catching new Web feature is that XPress 6.0 lets you create interactive cascading menus that appear and disappear when they're moused over. Unfortunately, you can see them only after exporting HTML and opening the page in a Web browser.



Quark's Jürgen Kurz

how Quark plans to prevent users from defecting to its rival, Friedman says simply, "We'll just continue to put out the best product."

Quark regards its single-minded focus on the business of publishing as a key difference between itself and Adobe, especially as the latter ventures into the government-forms and corporate-documentation arenas. QuarkXPress is a well-entrenched and time-proven cog in the publishing workflow, where factors such as efficiency, reliability, and productivity are key. "It's not about individual features, although we think our feature set is better for a production environment than InDesign's," Kurz says, "but the question at the end of the day is 'Can you print your pages quickly and reliably?'" Given some print-service providers' reluctance to accept InDesign files, Quark believes those factors will continue to set QuarkXPress apart.

Beyond the Desktop

Quark feels that the QuarkXPress-versus-InDesign battle should not overshadow the more important bigger picture. "People see us as a one-product company," admits Friedman, "but we have a lot going on for the publishing industry." Since 1990, Quark has developed database-driven, server-based (Oracle and SQL) publishing systems for deploying information across media and platforms.

The company's products serve four environments: QuarkXPress is for individuals who produce creative work on a single desktop computer. Quark Publishing System, or QPS, is an editorial production system, based on QuarkXPress, for workgroups of as many as 100 people. Quark Digital Media System, or QuarkDMS, is a content-management system that includes modules for activities such as copyfitting and contract management; it's for organizations with many departments and locations connected via the Internet. And Quark Dynamic Document Server, or QuarkDDS, which Quark calls "rich format personalization," is described as "QuarkXPress on a server" because it contains core QuarkXPress technologies that have been ported to a server environment.

Dynamic Documents QuarkDDS—introduced in early 2003—liberates QuarkXPress from the desktop. It lets developers make custom QuarkXPress-type applications that are accessible via a Web browser. For example, a media company with international sites could create custom content-entry templates that allow an Australian licensee to post text and graphics according to pre-defined rules. Or a clothing company might use Quark DDS to make a catalog

application that lets its Malaysian manufacturer update styles and prices remotely. "QuarkDDS gives you remote access to QuarkXPress and all its capabilities through the Internet," Kurz explains. "It allows you to enter and manage content from anywhere in the world."

Killer Convergence The Web factors heavily in Quark's plans for its flagship desktop product as well. "The next battleground for a killer app will be the one that provides tools for media convergence," Kurz says, noting that QuarkXPress 6.0's layout spaces let you manage Web and print projects within XPress. With its XML capabilities and support for PDF and Flash (planned for an unnamed future version), he hopes XPress will become a one-stop solution for publishing to any media from within a single application.

Kurz sees a difference between Quark's convergence efforts and Adobe's; he says that rather than develop all its products around one technology such as PDF, Quark will support whatever technologies its customers want.

"Adobe is interested in preserving a proprietary format. Our goal is not to win with the format but to provide the multiple formats that our customers need to deliver their content into," he says.

No Time Like the Present

While Quark's future may include media convergence, it's the present that may prove more challenging. For the first time in many years, Quark has to deal with a viable contender to its seat at the top of the page-layout heap. Pressure from Adobe will only increase, and Quark will need to respond. By introducing QuarkXPress 6.0 less than two years after version 5, Quark has already shown a willingness to step up the pace of its upgrade cycles. It will need to do more.

Ever since QuarkXPress overtook Aldus PageMaker as the page-layout program preferred by professional publishers, Quark has been the company publishers love to hate, and QuarkXPress has been the product they hate to love. "People are very emotional about us," Kurz says. "Sometimes it's positive and sometimes negative, but it's better than apathy."

PAMELA PFIFFNER is creativepro.com's editor in chief and the author of *Inside the Publishing Revolution: The Adobe Story* (2002, Adobe Press/Peachpit Press).

New Rollovers XPress 5 had features that helped you create basic rollovers (images that change when you hold the cursor over them). Version 6.0 lets you create two-position rollovers, where holding over one item affects an image elsewhere on the page. For example, when you pause over a list of product names on the left side of a page, a picture of each product can appear in an area on the right side. To see the two-position rollover, you must export the HTML and open the page in a browser.

Font Families XPress now lets you specify a list of alternate font preferences, so if the people viewing your Web page don't have your preferred font, you still have some say over what font they do see.

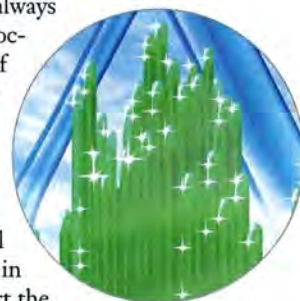
What's Missing XPress 6.0 has no real site-management tools (though it does now let you specify more than one folder for your images). You can't import the HTML code that you exported. There's no method for creating automatic next/previous page links, such as Gluon's WebXPress XTension provides (though there is now a shortcut for creating hyperlinks to a specific page in your document).



You may find that XPress 6.0 offers enough features for you to build an entire—albeit basic—site. However, you'll likely want to open those pages in another HTML editor for final tweaking.

Set Better Tables

While the Table tool in XPress 5 let you create basic tables, its implementation was half-baked at best. For example, table cells and grid lines were always an opaque color—even tables in Web documents couldn't have a background of *None*. XPress 6.0 addresses some of these concerns and offers two new tabular bells and whistles.

You can now convert table cells into a group of individual boxes placed anywhere on a page. This might be useful when you need to save your document in the XPress 5 format (if you first convert the table into boxes, you won't lose XPress 6.0-only features). You can also link from one text cell to another,





Better Display QuarkXPress 6.0's Full Resolution mode lets you see EPS, TIFF, and JPEG images at full resolution (bottom), as long as you haven't scaled up the images.



even when the cells are in different tables—helpful when you have more text than can fit in a single cell.

XPress 6.0 won't let you set up automatic alternating tints for rows and columns, or import tables from Microsoft Word documents (InDesign does both). Plus, XPress 6.0's ability to link table cells is no substitute for InDesign's ability to flow a table across multiple pages.

Incremental Improvements

Quark has also made a number of small improvements to XPress. If you create complex pages with lots of design elements, you may appreciate layers that truly lock. Previously, locking a layer would turn on the Lock feature for each item on that layer, and you could change or delete those items. Now you can't even select items on a locked layer. (Note that the Lock feature itself has not changed; individually locked items are still unprotected.)



The Layers palette also lets you quickly select all the items on that layer through a context-sensitive menu—handy when you need to make a global change to objects on a particular layer. The Print dialog box offers a new Layers tab, which lets you determine which layers will print (hiding layers in the Layers palette accomplishes the same thing).

Unless you've been trying to print color XPress files to a PostScript RIP as composite color (rather than letting XPress create the separations), you'll probably miss one other small but important improvement: XPress 6.0 lets you print or export pages to PDF or

EPS with As Is or DeviceN color. As Is simply lets you leave colors in their original space. DeviceN includes both composite color and separation data for In-RIP separations (separations produced by the printer's PostScript interpreter).

Activate Now

Quark has long tried to reduce software piracy. After years of complaints, Quark finally stopped requiring a hardware dongle for versions of XPress 5 sold outside of the United States. With XPress 6.0, the company introduces a new protection system. After you install the software, you have five days to activate it via a telephone call or the Web; if you don't, it turns into a demo version that doesn't save documents and prints pages with a watermark.

Activation is not registration, and activating the software does not send any personal or identifiable information about you or your computer to Quark. However, it does associate your software's serial number to a unique code based on your particular hardware configuration. If you change your hardware (install RAM or buy a new computer), you have to reactivate the software.

Wish List

It takes time and resources to add features, and no software company can include all the features they want in every release. Although the shipping version of XPress 6.0 may be different than the beta I explored, it seems likely that some items on my wish list will remain there. For example, the beta doesn't support automatic fractions and true small-cap styles in OpenType fonts. I'd also like a way to make drop shadows from within XPress (other than buying an XTension), to embed fonts in EPS graphics, and to put guides on layers (or even position them precisely).

The Last Word

QuarkXPress 6.0 is a major upgrade, complete with significant features such as Layout Spaces, multiple undos, and the Synchronize Text palette. Yes, we wanted an OS X version of XPress sooner, but it's impressive that Quark has made such progress only 18 months after XPress 5 shipped.

However, if the beta is any indication of how the shipping version will work, we should be prepared for an inelegant interface—one that looks as if it had been shoehorned into OS X. Quark's age also shows through its clunky Starburst tool and a hyphenation and justification system that hasn't produced better type since 1990.

Nevertheless, XPress users may breathe a sigh of relief and enjoy the fact that they can ditch Classic mode at last and enjoy the benefits of OS X. □

DAVID BLATNER is the author of *Real World QuarkXPress 5* (Peachpit Press, 2002), as well as a coauthor of *InDesign for QuarkXPress Users* (Peachpit Press, 2003). You can find him at www.moo.com.

Universal appeal.



Work the way you want to with Virtual PC for Mac.

Sure, you can run Windows on your Mac. Simply install Virtual PC™ 6 and you can run Windows applications, access PC networks, share files with PC-based colleagues and use PC-only Internet services. We've also added some very cool new features like the Dock Start Menu that lets you launch PC applications right from the Mac OS X Dock! For more information, please visit www.connectix.com/index_mac

Connectix Virtual PC uses genuine Windows® Operating Systems

© 2003 Connectix Corporation. Connectix, the Connectix logo and Connectix Virtual PC are trademarks of Connectix Corporation. All other trademarks are property of their respective holders.







Graduate to FINAL CUT EXPRESS

We Help You Take the Next Step in Your Video-Editing Career

You've put in your time and mastered iMovie. You're finally ready to graduate to the next level. But instead of going directly to Apple's Ivy League video editor, Final Cut Pro, you can now get a professional video-editing program—Final Cut Express—for a third of Final Cut Pro's price. With the same interface and many of the same features as the revered video-editing institution, the \$299 Final Cut Express (★★★★; May 2003) offers the higher education you've worked so hard to prepare for. If you've just advanced from iMovie to Final Cut Express, or if you're considering that course, take this opportunity to see how the iMovie tasks you're already familiar with are accomplished in Final Cut Express—and see the cool new features you'll gain.

Interface

If you're used to iMovie, you may feel disoriented—and somewhat intimidated—by Final Cut Express's interface. Unlike iMovie, which provides one tidy window, Final Cut Express starts up with four windows, a Tools palette, and an Audio Meters palette (see “Editing Suites”). But once you're acquainted with all the parts, you'll see that the two interfaces aren't that different after all. (And like iMovie 3, Final Cut Express runs only in OS X.)

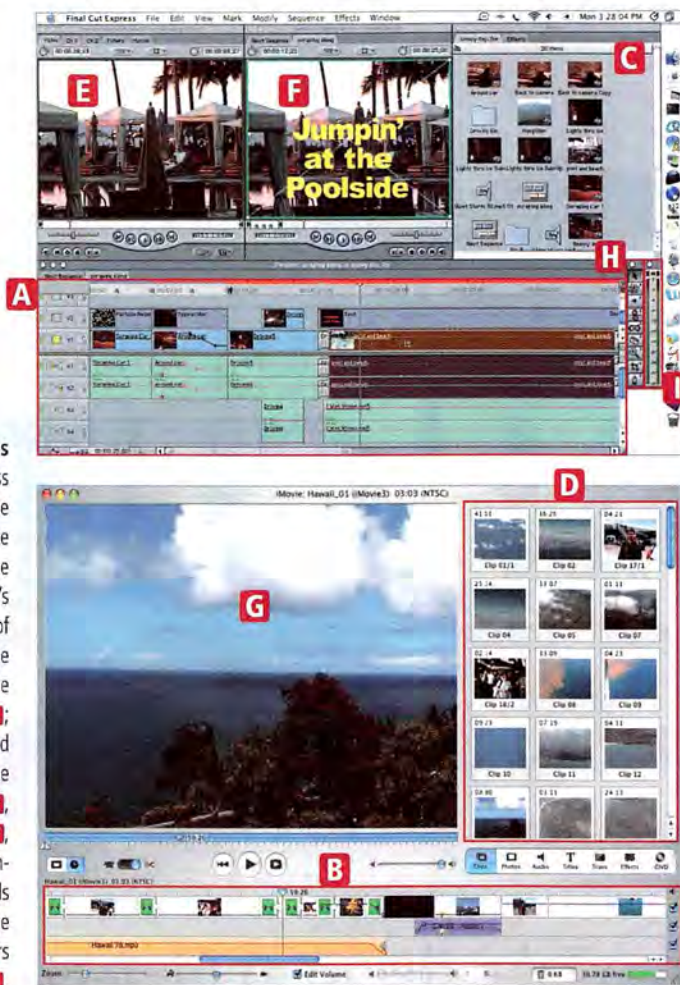
Timeline As in iMovie, the timeline is where you assemble your clips in the order in which they will play back.

Browser Like iMovie's shelf, Final Cut Express's browser is the storage center for all your clips and media files. The browser can also include *bins*, folders that can contain other media, and *sequences*, the collections of clips you assemble in the timeline (see “Why Upgrade to Final Cut Express?” for more on sequences). The browser is also one place to access Final Cut Express's built-in effects, just as iMovie's effects are displayed on its shelf.

Viewer and Canvas Final Cut Express displays your footage in two windows: the Viewer window is where you edit individual clips, transitions, and text titles; the Canvas window is where you play back the sequence you've built in the timeline, and where you edit motion effects. These two windows do the same thing as iMovie's one monitor, but don't let that flummox you—many professional editors look at iMovie and wonder who stole the second monitor.

Capturing Footage

Before you use either program to edit video, you need to transfer raw footage from your camcorder. While iMovie offers one method, Final Cut Express has two: Capture



Editing Suites

Final Cut Express (top) and iMovie (bottom) are quite similar, despite appearances. Here's an overview of components: the timeline **A** and the Liquid Timeline **B**; the browser **C** and the shelf **D**; the Viewer window **E**, Canvas window **F**, and monitor window **G**; the Tools palette **H**; and the Audio Meters palette **I**.

Now grabs an unbroken stream of video, and Capture Clip grabs one clip at a time. To begin capturing footage, open the Capture window by selecting File: Capture or pressing \mathbb{C} -8.

Capture Now Like iMovie's Import feature, Capture Now records footage from your camcorder onto your hard drive until you manually stop the capture operation—for most people, this is the simplest and best choice. Using the transport controls in the lower left corner of the Capture window, locate the beginning of the footage you want to capture. Click on the play button to start the camcorder's playback (or press the play button on the camcorder itself), and then click on the Now button at the bottom right corner of the window, in the Capture area, to start recording footage (see "Capture This"). When you're finished, press the escape key to stop capturing; this also stops camcorder playback.

Unlike capturing footage with iMovie, this approach stores all your captured footage in one big lump in the browser—individual clips aren't automatically created at each scene break. But after you capture a clip, you can simply select it and choose DV Start/Stop Detection from the Mark menu. The program will scan the footage for scene breaks and create a placeholder, called a *marker*, for each. To view the resulting segments, control-click in the browser and choose View As List from the contextual menu that

appears—in general, a list view is a better, more functional choice.

Markers don't actually split your footage into multiple clips; as far as Final Cut Express is concerned, you've captured one long clip. To work with the separate scenes as individual clips (as in iMovie), select each marker in the browser and choose Modify: Make Subclip. You can then drag individual subclips to the timeline to assemble your movie.

Capture Clip Slightly more complicated, Capture Clip illustrates a fundamental difference in the ways iMovie and Final Cut Express approach video editing. Instead of blindly capturing all the footage on your camcorder's tape, Final Cut Express lets you specify a range of frames to capture as a clip—you do this by setting an *in-point* (the clip's start) and an *out-point* (the clip's end).

This approach has several benefits. You get one clip that can be added to your sequence (as in iMovie), and you're not filling your hard drive with footage you won't use. And if you need to recapture that clip from the original source tape (for example, if you lose the clip's media file), Final Cut Express can locate and grab the exact frames you specified—tomorrow or a year from now. The downside is that Capture Clip's implementation in Final Cut Express is somewhat tedious.

Use the transport controls to review your footage, find the beginning of a clip you want to capture, and then click on the Mark In button (or press the I key) to set the clip's in-point. When you reach the end of your clip, click on the Mark Out button (or press the O key) to set an out-point. With the in- and out-points defined, click on the Clip button (located at the bottom right corner of the window, in the Capture area). In the Log Clip dialog box that appears, give your clip a distinctive name (and enter a note if you want). Final Cut Express rewinds the camcorder to the first frame and records the clip to your hard drive. Repeat these steps for each clip you want to capture. To minimize repetition, consider using Capture Clip to grab a long section of footage and then employing DV Start/Stop Detection to create subclips.

Editing Clips

You'll always end up with more footage than you need for your final movie—Francis Ford Coppola shot 230 hours for the 3-hour film *Apocalypse Now*. Although you probably won't be stacking DV tapes to the ceiling, you will need to pare down your footage, and that's one area where Final Cut Express excels—even if the process seems cumbersome at first.

In iMovie, you select a clip and then whittle it down to what you want to use by splitting or cropping it—

Why Upgrade to Final Cut Express?

iMovie is a complete video-editing package—you can easily use it to put together home movies, training videos, and more. So why spend money to upgrade to Final Cut Express? Here are a few considerations.

Multiple Video and Audio Tracks iMovie is limited to one video and two audio tracks (technically, there are three audio tracks if you include the video track's audio portion). Final Cut Express can have as many as 99 video and audio tracks, so you can layer clips or even work out rough ideas without disrupting your existing sequence.

Nested Sequences In iMovie, you can have only one sequence, the movie that you build in the timeline. Final Cut Express treats sequences as separate containers, so you can build a sequence and then place it on a new layer in an existing sequence. This is especially useful when you're working on long projects.

Support for Layered Photoshop Files Photoshop is the tool of choice for designers creating static graphics. In Final Cut Express, a Photoshop file with multiple layers imports as a sequence, with each layer on a separate video track. This makes it easy to use layers as alpha-channel masks (for example, to make footage from one video layer play within a custom shape or block of letters on another layer).

Advanced Trimming Features In iMovie, trimming clips is a matter of systematically slicing away frames until you're left with only the best footage. In Final Cut Express, editing clips by setting in- and out-points

is just the beginning. You can then fine-tune a sequence using a variety of trimming edits with names that sound like something from a classic con movie: slip, swap, slide, ripple, and roll edits have all been honed over years of editing.

Motion Controls and Keyframing A clip doesn't need to remain a flat static rectangle. Using motion controls and keyframes, you can resize a clip and have it slide onto the screen, or you can create a picture-in-picture effect.

Recapture Media from Tape Final Cut Express keeps track of the source media's time code, the numerical location of any given clip on your camcorder's DV tape. This enables the program to recapture the exact frames used in a clip if that clip is lost, thrown away, or damaged.

G4 Real-Time Effects With many Macs, Final Cut Express can render many transitions and effects in real time; otherwise, those clips don't play back until you've rendered them. You need a Power Mac G4 with at least a 500MHz processor or two 450MHz processors, or a PowerBook G4 with at least a 450MHz processor.



like carving a figure out of a bar of soap. If you realize later that you need 2 more seconds at the end of your clip, you can either find the portion that you trimmed away (unless you cut it out entirely) or resuscitate the original, uncut version (by choosing Advanced: Restore Clip and starting over again).

Final Cut Express will make you wonder how you lived with such a limitation. As you can tell from the Capture Clip feature, Final Cut Express encourages you to abandon the idea of slicing up clips and to embrace the concept of using in- and out-points to define a clip's usable portions.

Visual Editing Suppose you've captured a clip of your family vacation in Vermont, and you want to use just the portion of your family at the roadside. First locate the clip in the browser and double-click on it to display it in the Viewer window. Then position the playhead at the point where your family turns to the camera, and press the I key to set the in-point. Move the playhead to where you want the clip to stop, and press the O key to set the out-point (see "Ins and Outs"). To add the clip to your movie, click in the Viewer window's image area and drag to the timeline—only the frames between the in- and out-points will appear. Note that the entire clip remains intact. If you need to fine-tune your edit, you can easily adjust the in- and out-points by moving

them along the scrubber bar or by repositioning the playhead and setting new points.

Time-Code Editing Say you have a 12-second clip that you want to use just 6 seconds of. If the first frame you want to use begins at the 3-second mark, position the playhead at the point where the time-code indicator (the field in the upper right corner of the Viewer window) reads 00:00:03:00 to set the in-point. You want a 6-second clip, so move the playhead to the 9-second mark (00:00:09:00)—or type +600 while your cursor is in the Viewer window—and set the out-point. You've specified the middle 6 seconds as the clip's duration.

If you want to edit your clip but maintain its length, hold down the shift key while dragging one of the points to move them both, a process known as *slipping*. When you do this, the Viewer window shows the first



Capture This Final Cut Express offers two methods of recording your footage: Capture Now grabs footage from your camcorder (the same way iMovie does), and Capture Clip grabs individual sections.

Ins and Outs To edit a clip in Final Cut Express, position the playhead on the scrubber bar **A** and then set an in-point **B** and an out-point **C**.



frame and the Canvas window shows the last frame—one benefit of having two monitor windows.

Nondestructive Editing Final Cut Express has another advantage when you're editing clips—true nondestructive editing. In iMovie, you're always working with one clip entity (unless you copy and paste to create a duplicate). The clip you split or crop is the same one you drag to the timeline to add to your movie. Final Cut Express, however, always works with copies of clips—the clip you just dragged from the Viewer window to the timeline is now separate from the clip you first double-clicked on in the browser (and both clips still point to one media file on your hard drive).

This means that you can reedit the clip in the timeline without disrupting the clip in the browser (and vice versa), and you can create an unlimited number of clip copies to experiment with. To avoid editing the wrong clip, always display the clip you want to edit by double-clicking on it in the Viewer. In the preceding example, you'd double-click on the clip you'd moved to the timeline, not the clip in the browser, to reedit.

So why is this an advantage instead of an annoyance? When you have an entire source clip available for editing, it's easy to tweak the clip to suit your needs. For example, if that 6-second clip in the timeline needs to be 8 seconds long instead, just double-click on the clip in the timeline; then, in the Viewer window, move the out-point 2 seconds to the right—the clip's duration will change in the timeline.

Transitions

Applying transitions in Final Cut Express is similar to that process in iMovie—you choose a transition from a list and drag it to the timeline. But Final Cut Express arranges its transitions a little differently from iMovie, categorizing them by type and storing them in folders under the Effects tab in the browser. To apply a transition, click on the Effects tab and then click on a folder's expansion triangle—for example, the Video Transitions folder's. Choose a transition, such as Cross Dissolve, located in the Dissolve sub-

folder, and then drag it to the space between two clips in the timeline.

In Final Cut Express, you also use in- and out-points when applying transitions. In the case of dissolves, the frames outside the in- and out-points are blended with frames from adjoining clips. This ensures that the portion of the clip you defined using in- and out-points is fully visible when the transition finishes (it also means that you need enough extra frames in the adjoining clips to accommodate the transition). By comparison, iMovie overlaps portions of adjoining clips—this means, for example, that if you want to transition between a clip of your family and a clip of your baby's first steps, applying a Cross Dissolve transition between them could obscure those important steps in the blended section. As a result, adding a Cross Dissolve in Final Cut Express does not reduce the length of your movie, as it does in iMovie.

Easier Cross Dissolves Since Cross Dissolve is probably the most frequently used transition, Final Cut Express also offers an easier way to apply it. Position the playhead at the point where you want the transition to appear, and then drag a clip from the Viewer window to the Canvas window, instead of the timeline. When you do this, an overlay appears in the Canvas with options for applying the clip; drop the clip onto Insert With Transition, and Final Cut Express adds a Cross Dissolve transition with your clip.

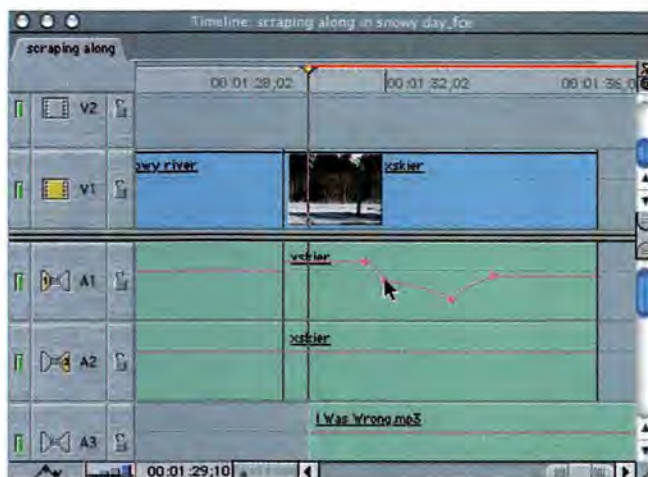
Editing Transitions As you might expect, you have more control over editing transitions in Final Cut Express. In the case of Cross Dissolve, iMovie lets you change only the effect's duration (by selecting the transition and then adjusting the Speed slider in the Trans pane).

In Final Cut Express, double-click on the transition in the timeline to edit its attributes in the Viewer window. The transition appears sandwiched between the preceding clip (above it) and the following clip (below it). To change its duration, click and drag its left or right edge. You can also choose the point where the transition will occur between the adjoining clips by clicking on one of the three buttons marked with triangles: Start On Edit obscures more of the preceding clip, Center On Edit balances the clips equally, and End On Edit obscures more of the following clip. Other transitions contain more controls—for example, the Iris options include attributes such as color, border size, and placement of the transition's center point.

Adjusting Audio Levels

In iMovie 3, clicking on the Edit Volume button displays audio line levels that can be dragged up or down to change volume—a big improvement on previous versions. Final Cut Express uses similar line levels as the main method of changing clip volume.

Changing the Volume Click on the Clip Overlays button in the lower left corner of the timeline to reveal controls similar to iMovie's. To change the volume of an entire clip, click and drag the line. If you want to change



Audio Lineup

Use the Pen tool to make variable changes to a clip's volume, either in the Viewer window (left) or in the timeline (right).

the volume at different points within the clip, select the Pen tool from the Tools palette (or press P), click on the line twice to create two new audio keyframes, and then drag one of the points to adjust its volume (you need at least two points to make this type of adjustment; otherwise, you'll change the entire clip's volume).

For more control, double-click on the clip to display it in the Viewer window, click on the Audio tab, and then pick the channel (left or right) you wish to edit. Use the Pen tool on the line levels to adjust volume (see "Audio Lineup"). To make a clip completely silent, drag the line to the bottom of the channel's window.

Creating Titles

A picture may be worth a thousand words, but sometimes you need the words themselves—and that's where titles come in. In Final Cut Express, you create titles with *text generators*, which offer more controls than the title effects in iMovie's Titles pane. To access the text generators, go to the browser's Effects tab, open the Video Generators folder, and then open the Text subfolder. There you'll find a handful of title effects such as Crawl and Scrolling Text.

Generate Double-click on a text generator to open it in the Viewer window, enter your title in the Text field, and use the settings to define the title's appearance. Titles generally use two Viewer tabs: Video previews the title and Controls contains all the sliders and pop-up menus you'll need. If you want to see how the title looks as you change its settings, without having to switch back and forth between the tabs, drag the Video tab out of the Viewer to display it in a new window.

Apply Drag the title from the Effects window to an empty video track on the timeline (this is usually just above the active video track); you could also insert the title in your main video track, but putting it on its own track gives you more flexibility and lets you preview the title with the video footage in the Canvas window. To edit it later, double-click on the clip in the timeline and make adjustments in the Controls tab of the Viewer window.

Beware The outer regions of your screen aren't television friendly—choose View: Title Safe to display an overlay in the Canvas window showing the outer edges of where you can safely place text. Also, even though there appear to be far fewer title styles available in Final Cut Express than in iMovie, remember that you can use Final Cut Express's motion controls to animate and distort text with a high degree of variation.

Exporting to Tape and DVD

Once you've finished editing your movie, you'll want to share it with others, typically by exporting it to a DV tape in your camcorder or to DVD.

Save to Tape Saving your movie to a DV tape gives you a high-quality print that doesn't occupy dozens of gigabytes on your hard drive; if you're planning to get film prints made or to have an external service create a DVD for you, some companies will use the tape as the master copy. In iMovie, saving to tape is a simple matter of exporting the movie and choosing To Camera from the Export dialog box. Final Cut Express has two methods.



Wash-In Transition

Although dozens of transitions are supplied with Final Cut Express, some simple ones we used in iMovie aren't. To replicate a combination of iMovie's Wash-Out and Wash-In transitions (where the screen dissolves to white and then dissolves back into the next clip), do the following:

Go to the Dissolve Folder in the Video Transitions folder and drag the Dip To Color Dissolve transition to a spot between two clips in the timeline. Double-click on the transition to display it in the Viewer window; then click on the black swatch in the Color bar. Choose white in the Colors dialog box and click on OK.

Creating a Wash-In transition at the beginning of your sequence is a bit trickier. Back in the Effects tab of the Browser, open the Matte folder in the Video Generators folder, double-click on the Color generator, and then switch to the Controls tab of the Viewer window. Use the Color control to set the color to white, and then set the clip's length using the Timecode Duration field in the upper left corner; now you've created a clip that contains just the color white. Switch to the Viewer's Video tab and drag the clip to the timeline to place it in your sequence. Apply a Cross Dissolve transition after it.



Optimize Your Editing Suite

As you get serious about video editing, here are some things to keep in mind.

Go Fast, Go Strong Digital video will gobble up all the resources you throw at it, so throw as much as you can. If you're looking for a new Mac, buy the fastest one you can afford, and outfit it with as much RAM as your credit card balance will handle.

The same goes for storage—internal hard drives with capacities of 160GB or more are now in the \$200 to \$300 range, and external FireWire drives don't cost much more than that.

Separate Scratch Disks Since storing and retrieving digital video requires a lot of disk access, you should store media and scratch files on separate, fast hard disks. In Final Cut Express's Preferences dialog box,

click on the Scratch Disks tab and choose a separate disk for storing the capture and render files that will be generated. If you dedicate a disk to your media and scratch files, the drive head won't also have to jump around trying to perform system-level tasks.

Use an External Monitor and Speakers You may do all your editing on a beautiful 23-inch Cinema Display, but that's not always an accurate reflection of how your audience will view your work. Connect an external NTSC or PAL monitor to review your footage as you work with it. Similarly, connect external speakers (or headphones) to your system to accurately review your project's audio quality.

Back Up Your Project Files Editing video is time-consuming work. Make sure you're backing up your project files in case something bad happens. It's not always necessary to back up your files if you have the original DV tapes, since Final Cut Express can recapture footage that's been lost, but it's not a bad idea.

For either one, make sure your camera is in VCR, VTR, or Play mode, not Camera mode (the mode name depends on the camera).

The standard route is to choose File: Print To Video. This option has the benefit of letting you add extra material to the movie stream—color bars, clip information, a countdown, and black frames before and after the movie (see "Tale of the Tape"). The more efficient route is to set your camcorder to record and then start playing the movie in the Canvas window. This option is handy when you need to dump footage to tape for testing purposes.

But for some camcorder owners, Final Cut Express doesn't automatically enable the camcorder's record feature (something that iMovie does easily). The solution is to start recording on the camcorder manually and then to use one of the two methods mentioned previously. Alas, there's another problem: many cameras don't have an obvious record option in VCR mode. But that does not mean it's not there. Look for a button marked Rec-Pause (Line-In), and press it; the camera will go into pause mode. Then press the camcorder's Play button to enable its record mode. You may need to do this using the remote control that came with your camera.

Burn to DVD Getting your movie onto DVD is an easier prospect in Final Cut Express, but not as simple as iMovie 3's direct link to iDVD 3. Choose File: Export: Final Cut Movie. From the Include pop-up menu, choose audio, video, or both. If the Make Movie Self-Contained option is selected, Final Cut Express will create a fresh copy, including all the media files, on your drive; otherwise, it will create a much smaller movie that references the original media. (If you're burning the DVD on another machine, make the movie self-contained; if your Mac will do the burning, deselect this option.) Click on Save to export the movie; then import it into iDVD 3.

Final Cut Express also has a DVD-chapters feature much like iMovie 3's iDVD Chapter Markers. To define a chapter, position the playhead and choose Mark: Markers: Add, or press the M key. A new marker is created (of the same variety that Final Cut Express makes when running the DV Start/Stop Detection feature mentioned earlier). Press the M key again to display the Edit Marker dialog box, give the marker a name, and then click on the Add Chapter Marker button. When you export your sequence as a Final Cut Movie, select Chapter Markers from the Markers pop-up menu. Once imported into iDVD 3, your markers will appear as DVD chapters. Note that chapter markers will also work with DVD Studio Pro, although the encoding is done directly from Final Cut Express using Apple's MPEG-2 encoder.

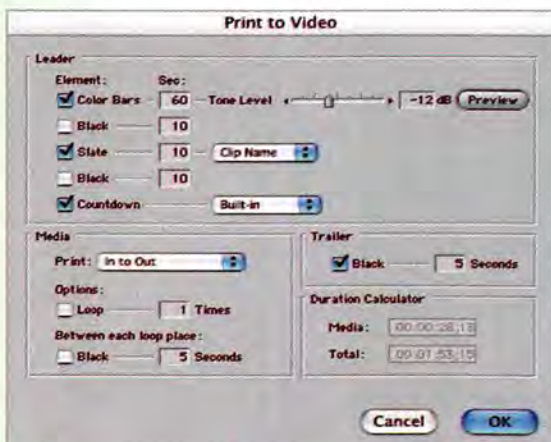
The Last Word

Even after you've mastered iMovie's simple interface, Final Cut Express can seem a bit frightening. But once you understand that Final Cut Express offers you a more professional and precise editing environment than iMovie, you'll see that time spent learning how to use Final Cut Express is an important investment in your moviemaking future. □

JEFF CARLSON is the author of *iMovie 3 for Mac OS X: Visual QuickStart Guide* (Peachpit Press, 2003).

Tale of the Tape

iMovie's benefit when writing back to tape is its ability to control the camcorder directly. Final Cut Express, however, includes several options for displaying data before and after the movie, even though it can't control the camcorder directly.






SAVE FASTER



Made for ideas.

LaCie FireWire® 800 drives • Twice as fast as FireWire 400 drives • Backward compatible • Up to 500GB of storage • Stackable/rackable aluminum d2 case • lacie.com



Extreme Revolution

What Does Apple's New Wireless Technology Mean for the Future of Networking?

WITH A NAME LIKE AIRPORT EXTREME, Apple's new networking technology might seem to be aimed at the X Games crowd, not business professionals. Nevertheless, the company's latest foray into the wireless world promises to change the way some small businesses, schools, and even home users connect to the Internet and their local networks.

What's so extreme about AirPort Extreme? For starters, it's faster—as much as five times faster than earlier AirPort technology. It also features a number of improvements that help reduce interference, boost range, and may even make your networks more secure in the future.

Is AirPort Extreme the answer to your wireless needs? To find out, we took a look at how the technology works and who's likely to benefit from it. Then we tested five AirPort Extreme-compatible base stations to see which one offered the best Mac performance.

Understanding AirPort

Looking at the original version of AirPort, which appeared with the original iBook in 1999, is helpful in understanding how AirPort Extreme improves wireless networking.

The Wireless Boom AirPort was Apple's version of IEEE 802.11b, a standard for sending and receiving data wirelessly at a rate as high as 11 Mbps, which is roughly the same speed 10BaseT Ethernet networks offer. (Of course, once you've factored in networking overhead and real-world conditions such as interference and multiple users, this speed actually translates into about 5 Mbps.)

Apple's AirPort was the first truly affordable implementation of 802.11b, making the Mac a wireless leader. Eventually, hundreds of other companies jumped on the bandwagon. Now, 802.11b networking not only is found in homes and offices, but also powers fee-based *hot spots*, or public wireless networks, at more than 2,200 Starbucks cafés, a couple dozen airports, and hundreds of hotels, not to mention free community networks in many cities worldwide.

Over the years, however, the original 802.11b technology has worn a bit thin. As the demand for more-robust

wireless networking grew, Apple began looking to a new wireless standard, 802.11g, which, with its usual flourish, it dubbed AirPort Extreme.

Unlike 802.11b, which is limited to 11 Mbps, AirPort Extreme allows raw speeds as high as 54 Mbps, or roughly half the speed of a 100BaseT network. (As with the original AirPort, this number is extremely optimistic. But even the more realistic expectation, 25 Mbps, is a big improvement over previous AirPort speeds.) Apple is one of several companies currently selling 802.11g gear, and even more products are scheduled to hit the market by summer.

How It Works Both AirPort and AirPort Extreme transfer data by first breaking it up into extremely short pulses that vary in frequency and duration. These pulses are then sent out over radio waves in the same 2.4GHz band that many cordless phones use. So there would be room for everyone, the available radio spectrum was divided up into 14 channels, 11 of which are available in the United States. But unlike cordless-phone or even Bluetooth signals, which can hop from one channel to the next, a base station is set to work on just one channel all the time.

If you picture the 2.4GHz band as a highway, a base station is a giant semitrailer that never veers from its one broad lane, no matter how many miles it travels or how much traffic lies in the road ahead of it. This means that the more people who are trying to send their data through a single base station—and therefore a single channel—the more clogged this lane becomes.

The Extreme Difference AirPort Extreme relieves some of this congestion by raising the speed limit to 54 Mbps. This boost in speed means not only that single users can transfer data more quickly, but also that more users can work on a network at one time. Whereas busy offices might have needed more than one AirPort base station to provide adequate speed to all its employees, AirPort Extreme, with its larger pool of bandwidth, can serve many users from a single base station, thus cutting down on equipment costs. (For advice on setting up AirPort Extreme with large or



heavily populated networks, see "Going the Distance with AirPort Extreme.")

AirPort Extreme also solves some of the problems of coverage and signal quality found with 802.11b. Even though 2.4GHz radio waves can mostly penetrate solid objects, there's always some reflection, especially off the metal in walls. As a result, the same signal arrives at a receiver at slightly different times. The 802.11b standard wasn't good at differentiating a reflected signal from the original. So the farther you got from a base station (and the more surfaces you encountered), the worse 802.11b performed.

AirPort Extreme can better synchronize these reflections, so it can interpret signals

from a greater distance or through more obstacles at higher speeds. (For more on AirPort Extreme's range in the real world, see "On the Range with Apple's New Laptops and Airport Extreme.")

For even better coverage, you can attach an external antenna to your base station—if it offers a connector (of Apple's line, only the \$249 Modem Edition supports external antennas). Dr. Bott (877/611-2688, www.drbot.com), for example, offers two such antennas: the \$100 ExtendAir Omni, which claims to extend your range as much as 250 feet in every direction, and the \$150 ExtendAir Direct, which claims a range as far as 500 feet in any one direction.

[Editor's note: our initial tests with the Dr. Bott extenders didn't show any marked improvement. We are continuing testing and will follow up in a future issue.]

Security Woes One flaw with 802.11b that AirPort Extreme won't immediately solve, however, is security. 802.11b uses a security standard called WEP (Wired Equivalent Privacy), which scrambles data as it passes over your wireless network. But a number of flaws make it easy for crackers to write software that allows anyone to break into that encrypted traffic. While home users aren't often at risk from crackers, this flaw has made WEP almost useless for businesses or other security-conscious users; smart businesses use their own encryption overlay.

The IEEE group, which sets the standards for wireless networking, has been working to fix WEP via a new standard called 802.11i, which promises government-grade encryption. However, it won't be finalized until the end of 2003. In the meantime, the Wi-Fi Alliance, an industry group that certifies 802.11b devices, came up with a stopgap measure called Wi-Fi Protected Access (WPA). WPA contains some of the security advancements proposed in 802.11i, is backward-compatible (802.11i will likely not be), and extends AirPort-like simplicity to non-AirPort users.

Starting in May, WPA should be available in the form of upgrades to all existing equipment from non-Apple companies. Unfortunately, Apple hasn't agreed to support either updated security system yet, which could make Macs less secure in networks that use the newer standard. (With WPA, some computers can use WEP, but it forces the whole network into a less secure mode.)

But there is promising news. The chips that Apple uses for AirPort Extreme are already designed to take advantage of the most advanced features of 802.11i, should Apple decide to follow the industry.

Going to Extremes

Is AirPort Extreme right for you? Well, it depends on how you use it. Having all the bandwidth in the world won't make a difference if you don't actually need it. If you use AirPort only to surf the Net from home, for example, you can almost certainly keep your old AirPort gear—cable-modem, DSL, and dial-up connections are much slower than the maximum speed of even 802.11b (at least for the foreseeable future). But if you often move lots of

Take Old Macs to Extreme

For Mac owners with older machines, upgrading to the zippy speeds of AirPort Extreme won't be as simple as just popping a new card into your AirPort slot. That's because the original AirPort card is based on a slow version of the PC Card format and can't handle the speeds of AirPort Extreme. So Apple designed a new slot and card for AirPort Extreme, mimicking the mini-PCI format used in many Intel PCs and laptops. As a result, only Macs introduced or revised since January 2003 can use Apple's new AirPort Extreme card.

But that doesn't mean older Macs are necessarily out of luck: most modern Macs have either a PC Card slot, PCI card slot, or 10/100-Mbps Ethernet port and can handle 802.11g's speed—as long as they're connected with the right equipment. And for that, you'll have to look somewhere other than Apple.

PC Card PC Card slots (sometimes called PCMCIA slots) can be found in PowerBooks dating back several years, although pre-PowerBook G3 models generally don't have the processor speed and network capacity to work with 802.11b. At press time, there were no Mac-compatible 802.11g PC Cards. But this will likely change as development gears up. Belkin (800/223-5546, www.belkin.com) has announced that it's working on an 802.11g PC Card with drivers that will work under Mac OS 8.6 through 9.2 and OS X, but has pushed back its delivery date. Macsense says it expects to release an 802.11g update to its AeroNet Universal Driver, a Mac driver that currently supports an array of inexpensive 802.11b PC Cards, by late April.

Enterprising individuals are also contributing to the cause with a few lines of homegrown code. Nick Sayer, for example, knew that Apple and Linksys used chips from Broadcom and created a patch for OS X 10.2.3 that allows a PowerBook to use the Linksys 802.11g WPC54G card (www.osxhax.com/archives/cat_airport_extreme_hacks.html).

PCI Card A PCI slot is found in all Power Mac G3 and G4 computers. However, the only wireless PCI cards currently on the market lack OS X support, and none of the companies offering Mac drivers have specifically said they will offer PCI support. Nick Sayer's hack (mentioned previously) has been found to work on some Power Macs running OS X. But other users report not being able to boot up with the Linksys card installed and the hack enabled.

Ethernet For machines that don't offer PC or PCI cards, such as the eMac, the iMac (all 10/100-Mbps Ethernet models), the Cube, and all iBooks, there is an interesting alternative: an Ethernet-to-wireless bridge that can convert an Ethernet network connection into wireless data. Although just connecting an Ethernet wire might seem to make more sense, bridging Ethernet traffic to a wireless network lets you extend your networks where you can't extend wire, such as across a street, or to the other end of a house.

Linksys offers the \$100 WET11 bridge (800/546-5797, www.linksys.com), which can plug into a network of as many as 30 Ethernet-connected devices and bridge all their traffic to any wireless station, including Apple's. Linksys says it plans to upgrade the WET11 to 802.11g speeds and sell it as the WET54G, although no official release date has been announced.

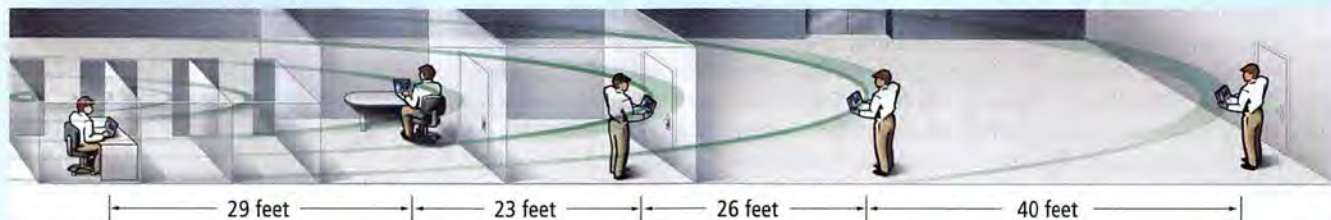


On the Range with Apple's New Laptops and AirPort Extreme

When Apple announced its new 12- and 17-inch PowerBooks with AirPort Extreme, it promised that the laptops would offer improved wireless range. That's good news, since the range on the earlier-generation Titanium PowerBook G4 was far inferior to Apple's iBooks (see "The Way to Wireless," March 2003). To determine just how much improvement PowerBook owners would see in the real world, we repeated our tests, pitting the new laptops against a white iBook and a Titanium PowerBook G4. We performed the tests first with the 802.11b AirPort Base Station (results in blue) and

then the newer AirPort Extreme Base Station (results in red). In each case, we used MacStumbler 0.6b in OS X and measured signal strength on a scale of 0 to 100. Scores were averaged over a 60-second period (anything below 40 is considered a weak signal).

The 12- and 17-inch PowerBooks proved they could indeed live up to the iBook's range, outreaching the earlier PowerBook every step of the way. The iBook's range, however, decreased slightly on the AirPort Extreme network. —MACWORLD LAB TESTING BY BECKY WARING AND JAMES GALBRAITH



Macworld LAB TEST		IN CUBE	INSIDE FIRST DOOR	INSIDE SECOND DOOR	IN HALL OPPOSITE ELEVATOR	INSIDE THIRD DOOR AT END OF HALL
	12-Inch PowerBook G4/867MHz	69	69	55	45	23
	17-Inch PowerBook G4/1GHz	71	71	56	44	24
	iBook 600MHz (white)	70	60	53	51	31
	Titanium PowerBook G4/550MHz	57	57	40	35	0
BEST RESULTS IN BOLD.		>Better	>Better	>Better	>Better	>Better
		= AirPort Base Station results.	= AirPort Extreme Base Station results.			

data around a local network, AirPort Extreme may be the answer you've been looking for.

Speed Matters To see AirPort Extreme at its best, take the example of a design shop where 25MB Adobe Photoshop files are routinely sent from designer to designer, or where large projects are moved on and off network file servers. In this scenario, AirPort's 11 Mbps would feel glacial—as well as burn up nonbillable hours.

When setting up this work environment in the past, companies often turned to Ethernet for the answer. But adding 100BaseT Ethernet requires hiring special installers who drill holes, run cable, and charge what amounts to a few hundred dollars per network outlet.

On the other hand, adding AirPort Extreme costs just \$50 to \$100 per machine and \$100 to \$250 per base station. So creating a pod of 10 to 25 users sharing one base station could cost the same as wiring that installation.

But what happens when your business grows or changes location? Ethernet offers less flexibility in moving machines around and expanding your network. Adding another AirPort Extreme user, even tem-

porarily, is a tiny cost compared with bringing in another jack. And wireless users can coexist on the same network as Ethernet-connected users.

Future Needs While most consumers aren't yet moving huge amounts of data, this may change as bigger Internet pipes begin offering speeds higher than 11 Mbps, and home electronics begin routinely streaming video and audio to each other.

In fact, this future may not be that far off. Several companies are already demonstrating home networking devices, such as Macsense's \$199 HomePod (650/869-4828, www.macsense.com), which lets you use 802.11b to stream music from your iTunes library to your stereo for playback.

Still, existing AirPort owners should look long and hard at whether they currently need the extra speed before buying a new AirPort Extreme base station. The upgrade would require new Macs in some cases (see "Take Old Macs to Extreme"), and the benefits might not be clear until we do live in that streaming-media future.

Compatibility

There's good news for existing AirPort owners who decide to go Extreme. Air-

Port Extreme is completely compatible with the earlier AirPort standard. This means that if you've got an 802.11b card in your PowerBook, it can connect seamlessly to an 802.11g network—and vice versa. But keep in mind that you'll be connecting at the slower 802.11b speed.

For full-speed connections, you'll need an AirPort Extreme card in your Mac and an 802.11g-compatible base station. But even then you may run into some compatibility glitches. Our tests show that just having an 802.11b machine on your AirPort Extreme network can slow down the traffic for everyone. Companies say that this will likely be fixed over time. AirPort Extreme Base Stations can be set to work only at the faster speed—and thus shun any 802.11b equipment—but most people setting up a network probably wouldn't choose such a restrictive option.

Work in Progress There is one wrinkle in making the move to AirPort Extreme, at least anytime soon: 802.11g isn't fully cooked yet. When Apple, Linksys, Belkin, and other companies started shipping 802.11g hardware in late 2002 and early 2003, the standard hadn't been

continues on page 84

802.11g BASE STATIONS ►

SECOND-GENERATION WIRELESS DEVICES AREN'T PERFECT, BUT THEY'RE SPEEDY

Apple's AirPort Extreme Base Station was one of the first wireless products to take advantage of 802.11g's speed boost. But it's certainly not your only option. We tested five of the newest generation of 802.11g base stations (also commonly referred to as wireless routers) to see whether their real-world speed and features live up to their "extreme" billing: Apple's AirPort Extreme Base Station Broadband Edition, Belkin's 54g Wireless DSL/Cable Gateway Router, Buffalo Technology's AirStation G54 Wireless Broadband Router, D-Link's AirPlusXtreme G, and Linksys's Wireless-G Broadband Router. Although all of these base stations proved to be generally reliable and fast, we found that excellent Mac support and a worthy selection of management features made the Belkin stand out from the rest.

The Setup

All of these base stations make getting up and running relatively easy. Each is backward-compatible with earlier 802.11b equipment, and we had no trouble creating and maintaining a network consisting of both 802.11g and 802.11b equipment using both Macs and PCs. (Each base station includes the option to restrict your network to just 802.11g devices. But while this gives the base stations a slight speed boost, the feature isn't a part of the standards specification and therefore risks incompatibility with other 802.11g equipment.)

The basic setup process was very straightforward for all the base stations, although some offered a more Mac-centric approach than others. Apple and Belkin, for example, include handy OS X applications that practically automate the setup process. On the downside, because Apple doesn't offer a Web interface, you won't be able to manage its base station from a PC. Belkin is more flexible, allowing you to set it up from OS X, Windows, or the Web.

Buffalo, D-Link, and Linksys all rely on a browser interface. While Buffalo can't set up the Macs on your network for you, its documentation does at least address both OS X and OS 9 client configuration, something that Linksys and D-Link don't do.

The only glitch we experienced was with the D-Link. When we set up encryption within its setup wizard, repeated attempts generated "404" errors. We solved the problem by leaving the Encryption option disabled and then returning to the feature later within the main management interface.



The Belkin
54g Wireless
DSL/Cable
Gateway Router

Speed and Range

With a maximum throughput of 54 Mbps, 802.11g promises a five-fold improvement over 802.11b's top speed of 11 Mbps. To see what these speeds translate to in the real world, we timed the transfer of a 117MB TIFF file to a 12-inch PowerBook from an Ethernet-equipped Power Mac G4 using OS X file sharing and FTP. Because throughput varied when the same test was repeated, we averaged the scores. We then compared their performance with Netgear's 802.11b MR-314 Cable/DSL Wireless Router, the winner in our previous roundup (July 2002).

All the 802.11g base stations significantly outperformed the Netgear 802.11b base station, which took from three to six times longer in every case to transfer the same file. Of the 802.11g routers, the Belkin proved to be the fastest across the board. It finished the OS X transfer in 46 seconds and the FTP transfer in 1 minute and 9 seconds. The other base stations followed closely behind. The Apple, which was slowest in our file-transfer test and second slowest in our FTP test, proved to be the least consistent in performance; its throughput varied wildly from test to test.

Since throughput degrades significantly as you move away from the base station, we performed our tests with the Power-

Five 802.11g Base Stations Compared

COMPANY	PRODUCT	MOUSE RATING	PRICE	CONTACT	LAN PORTS	ANTENNA CONNECTOR	POINT-TO-MULTIPOINT BRIDGING	FULL APPLETALK SUPPORT	PROS	CONS
Apple Computer	AirPort Extreme Base Station Broadband Edition	★★★	\$199	800/692-7753, www.apple.com	1	○ ^A	●	●	Simple setup; transmission-power control; bridging support; multiple-station management; AOL dial-up support (Modem Edition); USB print server.	Expensive; slow and inconsistent performance; no content filtering.
Belkin	54g Wireless DSL/Cable Gateway Router	★★★★	\$136	800/223-5546, www.belkin.com	4	○	○	●	Smart interface for enabling virtual servers and shared applications; good performance; content filtering.	Firmware-upgrade glitches.
Buffalo Technology	AirStation G54 Wireless Broadband Router	★★★	\$115	800/456-9799, www.buffalotech.com	4	●	●	●	Grouped options let you choose a level of security without requiring detailed configuration; bridging support.	Confusing management interface; signal strength somewhat weak.
D-Link	AirPlusXtreme G	★★★★	\$115	800/326-1688, www.dlink.com	4	● ^B	○	○	Excellent content filtering and other firewall features; easy firmware upgrade.	Repeated errors occurred while setting encryption options; slow.
Linksys	Wireless-G Broadband Router	★★★★	\$118	800/546-5797, www.linksys.com	4	● ^B	○	○	Complete suite of firewall and performance-management features; contextual help.	No Mac documentation.

● = yes; ○ = no. ^A Included in \$249 Modem Edition. ^B Accessible when built-in antenna is removed.

Book positioned first 7 feet and then 30 feet away from the base station (with two inside walls between it and the PowerBook). At 30 feet, throughput for all base stations decreased significantly—although not consistently. The Buffalo, the speediest base station at 30 feet, lost just over half its top speed in earlier tests. By contrast, the Apple's performance was cut fourfold. Throughput for the Belkin, D-Link, and Linksys fell close behind that of the Buffalo.

When it comes to signal range, our tests, with readings taken at 12 feet, 30 feet, and 50 feet, indicate that no particular antenna configuration works best. (Apple and Buffalo enclose their antennas within the case, while Belkin, D-Link, and Linksys each provide a pair of external antennas.) If you need to cover a large area, or if your home or office contains sources of interference, you should choose a base station with a connector for an external antenna, which can extend a range by hundreds of feet. The Buffalo, D-Link, and Linksys—as well as the \$249 Modem Edition of Apple's AirPort Extreme Base Station—all offer support for an external antenna, although you'll have to remove the D-Link's and the Linksys's built-in antenna to access it. The Buffalo and Apple (both editions) also offer the ability to bridge base stations, allowing multiple wired networks to communicate wirelessly.

Managing Your Network

For users who want to customize network access and security settings, a good management tool is essential. The Apple and Linksys excel here, with well-organized tabbed screens. The Linksys even offers contextual help when you need it. The Apple offers the unique ability to manage multiple AirPort Base Stations and even apply firmware updates to multiple stations simultaneously from your OS X machine.














Belkin's screens are attractive and well organized, but the unit's online help offers only a glossary of terms, with no reference to the base station's commands or features. While the Buffalo's interface shows marked improvement over previous products, it still suffers from poor organization and obtuse labeling. On the plus side, each label is accompanied by a link to a help window.

All the base stations we tested provide a NAT (Network Address Translation) firewall to keep unwanted Internet traffic off the local network. The Belkin's virtual server and applications server features are particularly well implemented, giving gamers and users of other shared applications a quick list of ports that must be opened to the outside world for these shared applications to work.

Schools and businesses can also regulate access to the outside world on all of the base stations by blocking Internet connections from specific local machines. The Belkin, D-Link, and Linksys even let you set a schedule for when those ports can be used. Belkin includes a sophisticated subscription-based parental-control service, while the D-Link can block access to specific URLs and domains.

AOL users who want to share a dial-up AOL account across a network will need to purchase the more expensive Modem Edition of Apple's AirPort Extreme, which is currently the only base station on the market that does this.

If you need to give wireless Macs access to an AppleTalk printer, you'll have to look to the Apple, Belkin, or Buffalo, each of which can bridge the AppleTalk protocol between the wired and wireless

	OS X File Transfer Throughput (Mbps)	FTP Throughput (Mbps)
Apple AirPort Extreme Base Station Broadband Edition	 17.1	 13.4
Belkin 54g Wireless DSL/Cable Gateway Router	 20.4	 14.6
Buffalo Technology AirStation G54 Wireless Broadband Router	 18.0	 14.0
D-Link AirPlusXtreme G	 17.7	 12.5
Linksys Wireless-G Broadband Router	 18.4	 14.3
Netgear MR-314 Cable/DSL Wireless Router	 3.4	 4.2
	>Better	>Better

BEST RESULTS IN BOLD. REFERENCE SYSTEM IN ITALICS.

We tested each base station by transferring a 117MB TIFF file from a Power Mac G4, connected to the base station via Ethernet, to a 12-inch PowerBook containing an Apple AirPort Extreme wireless card and positioned 7 feet away from the base station. We selected 128-bit WEP encryption. The PowerBook initiated the file transfers.—MACWORLD LAB TESTING BY SHELLY BRISBIN

segments of the network. Apple goes even further with its easy-to-set-up, USB-based print server. While several 802.11b base stations offer a print server, AirPort Extreme is currently the only 802.11g product to come equipped with one. However, the print server relies on Rendezvous, so you can print only via OS X 10.2.

Homeland Security

All the base stations support 64-bit and 128-bit WEP, the flawed encryption technology specified in the 802.11b standard, as well as filters that prevent computers with unknown MAC (Media Access Control) addresses from associating with the base station. The Apple also offers access to RADIUS (Remote Authentication Dial-In User Service), a server-based security scheme used by many large companies, and a unique slider that allows you to turn down its transmission power. This lets you keep more of the Base Station's signal within your building, preventing passersby from seeing and joining your network, and avoiding access-point conflicts. The Buffalo also stands out by letting you choose from one of three security levels—low, medium, and high. You can adjust those individual settings later.

Stand Firm

We updated all these base stations during the course of this review. Though firmware upgrade files are largely platform independent, we did run into some browser-related glitches. Belkin's update couldn't be applied from Internet Explorer 5.2 under OS X, although Belkin says the upgrade should work with the OS X version of Netscape Navigator. D-Link's Web site doesn't provide a link to a Mac OS update, but we were able to use a file listed under "Other" on the site.

Macworld's Buying Advice

None of these base stations are perfect. For speed, overall ease of use, Mac compatibility, and useful parental-control features, we recommend the \$136 Belkin 54g Wireless DSL/Cable Gateway Router, though the difficulties we had with firmware updating concern us. If you want to share an AOL connection, need to use a RADIUS server for authentication, or like the idea of a wireless print server, the AirPort Extreme Base Station will be worth its higher cost (\$199, or \$249 with a modem and an antenna connector).—SHELLY BRISBIN



continued from page 81

finalized. And that's potentially dangerous. A wireless specification contains so much minutiae that even tiny changes could render equipment based on earlier versions incompatible.

But here's the good news: The Wi-Fi Alliance recently announced it should be ready to test and certify 802.11g equipment soon after the standard is finalized by the IEEE, which is expected to happen in June or July. In the meantime, Apple and other companies will likely continue to offer software upgrades to

bring AirPort Extreme in line with the latest draft of the specification.

The Last Word

AirPort Extreme is a promising step in making wireless networks a real alternative to stringing wire and drilling holes. For existing AirPort users who don't move huge files over a network, or who aren't suffering from coverage problems, there's no compelling reason to upgrade right now.

But AirPort Extreme's new speed and the Base Station's bridging option make

it a natural choice for businesses or schools looking to expand their networks in a more flexible and potentially less costly way than adding more Ethernet. It's also a good investment for users who want to turn their homes into wireless wonderlands with access in every room, on every floor—not to mention that backyard office. □

GLENN FLEISHMAN writes the *Practical Mac* column for the *Seattle Times* and is a coauthor of *The Wireless Networking Starter Kit* (Peachpit Press, 2002; www.wireless-starter-kit.com).

■ Going the Distance with AirPort Extreme

A few users, or a few dozen users, all within a short distance can share a single base station. But trouble occurs when you want to span larger spaces—such as wide houses, places with thick walls, and offices that occupy more than about 500 to 1,000 square feet—or support a larger number of simultaneous users.

Apple's AirPort Extreme Base Station helps with these scenarios. It not only supports more users per Base Station than the original AirPort, but also offers a new bridging feature that lets you avoid adding wires to connect physically separated pods of wired and wireless users.

Working over Large Areas

With earlier versions of AirPort, if you wanted a wireless network with more coverage than a single Base Station could provide, you had to connect all the Base Stations together via Ethernet. In cases where there was no existing wiring or where a physical impediment or gap—for example, an office located across the street—intervened, this was inconvenient or impossible.

The AirPort Extreme Base Station offers a unique way out: bridging Base Stations together wirelessly. With this option, previously found only in expensive corporate wireless access points, as many as four satellite Base Stations can be linked wirelessly to a central Base Station, which is in turn connected to the Internet. Each of the bridged Base Stations then acts as a wireless gateway, extending the range of the original. (And, yes, all bridged Base Stations *must be AirPort Extreme models*; original graphite and snow models won't work.)

When bridging multiple AirPort Extreme Base Stations, one Base Station serves as the master; the other stations (satellites) bridge only to it (see "Bridging Basics"). This means that each Base Station has to have a clear signal to the master and be set to the same channel. (You can't string them out as relays.) This kind of bridging is generally referred to as point-to-multipoint, although Apple's version is called the Wireless Distribution System (WDS), an industry pro-

posal that has not yet been adopted by others. Each Base Station can operate at up to its full raw 54-Mbps speed when exchanging data with the master.

It's important to find a good location for each of your bridged Base Stations. You'll need to test to make sure each satellite can receive a clear signal from the master Base Station. Use a laptop with an AirPort Extreme card and test the optimum location. Remember to keep track of the height at which the laptop rests above the floor: wireless signals don't travel in a flat plane but in three dimensions, and sometimes the distance from the floor or even the rotation in any direction of a Base Station or card can affect reception. You can get detailed instructions on setting up bridging via AirPort's Admin Utility from Apple's Web site (<http://docs.info.apple.com/article.html?artnum=107454>).

Supporting Multiple Users

Although home users won't find themselves with hundreds of people trying to connect to a single Base Station, businesses, especially those that offer some public access, can encounter this situation regularly. The more users you have on a wireless network, the thinner the slice of bandwidth each user gets and the harder a Base Station has to work.

When you install an AirPort network, you need to determine how many users will simultaneously be connected to make sure you have the right number of Base Stations. If one won't cut it, you can have three or four Base Stations in the same area, each set to a different channel.

So how many Base Stations do you need? Some wireless gateways advertise that they support 253 users. But this number is really just a measure of addresses, not of how well the gateway performs. Apple says that as many as 50 users can share a single Base Station at a time, but that's slicing the bandwidth pie awfully thin. Consider limiting yourself to 10 to 30 users per Base Station to provide the right balance of cost, coverage area, and bandwidth.



Bridging Basics One AirPort Extreme Base Station is the master (left) and relays the network to the satellite Base Stations (right), which are configured to listen on the same channel. This lets users transfer information and share an Internet connection between multiple networks that are spread over large distances.

"Check Out My Disc Factory!"



Connect to any Mac†

Robotic Disc Transport

2400 DPI
Color Printing

52x CD-R Burning
(Optional DVD-R)

25-Disc
Capacity

Introducing the new \$1995* Bravo™ Disc Publisher

"I used to burn CDs one at a time on my Mac. Then I printed sticky labels and tried to get them on straight. It took me hours to make 25 discs! Now, with my Bravo Disc Publisher, everything's automatic. It burns, prints and moves the discs back and forth all by itself. This thing is great! It really saves our company a lot of time and money!"

For details and a free sample CD-R printed and recorded on Bravo, call 1.800.486.0553 (USA and Canada) or 763.475.6676.
E-mail to sales@primera.com
Or visit us at www.primera2.com



*Manufacturer's Suggested Retail Price in the USA; reseller prices may vary. †Requires Mac OS X v10.2 or later. Bravo is a trademark and Primera is a registered trademark of Primera Technology, Inc. Windows is a registered trademark of Microsoft Corporation. Mac is a trademark of Apple Computer, Inc. registered in the U.S. and other countries. The "Built for Mac OS X" graphic is a trademark of Apple Computer, Inc., used under license. All other trademarks are the property of their respective companies. © 2003 Primera Technology, Inc. All rights reserved.

PRIMERA
TECHNOLOGY, INC.

Macworld

 **reativePro**
Conference & Expo™



July 14–18

New York The Javits Center
Conferences July 14–18, 2003
Expo July 16–18, 2003

www.macworldexpo.com



Flagship Sponsors

Macworld

Macworld.com



MacCentral

Platinum Sponsor

HIGH-END COMMUNICATIONS

Gold Sponsor

Printing ForLess.com
YOUR ONLINE SOURCE FOR QUALITY PRINTING

Macworld

CreativePro

Conference & Expo.

New York's most important and largest event for Design, Publishing, Video & Audio Professionals and Prosumers.

It's time for a change. And it's time for an event that addresses the increasingly tech-savvy community of artists, designers, directors and musicians. Macworld CreativePro Conference & Expo offers an agenda full of the creative community's best practices, including new insights from cutting-edge artists — people driven by a desire to share the latest creative techniques and to exchange new ideas.

Conference Program includes:

2T 2-Day Tutorials

- Advanced Mac OS X
- Intermediate Dreamweaver
- DVD Studio Pro
- look ahead for more

L1 Level 1 Conference

- Prosumer Video
- Music
- Photography
- many more

1T 1-Day Tutorials

- Mastering Digital Photography
- Secrets of Desktop Publishing
- Final Cut Express
- read on for more

L2 Level 2 Conference

- Professional Video
- Design & Publishing

LAB Half Day Labs

- PDF Production
- Final Cut Pro
- Flash ActionScript for Designers
- Mac OS X for Administrators

In five comprehensive days, learn to use your Mac better, faster... more creatively! Macworld CreativePro conferences are designed for creative users, professionals and prosumers — everyone who wants to immerse themselves in creative arts.

Innovate.
Motivate.
Create!

Dates & Times:

Feature Presentations*

Wednesday, July 16	9:30 am	—	10:30 am
	3:00 pm	—	4:00 pm
Thursday, July 17	10:45 am	—	11:45 am
	3:00 pm	—	4:00 pm

2-Day Tutorials

Monday, July 14	10:00 am	—	5:00 pm
Tuesday, July 15	10:00 am	—	5:00 pm

1-Day Tutorials

Tuesday, July 15	10:00 am	—	5:00 pm
------------------	----------	---	---------

Level 1 Conference

Wednesday, July 16	10:45 am	—	5:30 pm
Thursday, July 17	9:00 am	—	5:30 pm
Friday, July 18	9:00 am	—	12:00 pm

Level 2 Conference

Wednesday, July 16	10:45 am	—	5:30 pm
Thursday, July 17	9:00 am	—	5:30 pm
Friday, July 18	9:00 am	—	12:00 pm

Half-Day Labs

Friday, July 18	9:00 am	—	1:00 pm
-----------------	---------	---	---------

Birds-of-a-Feather Meetings

Wednesday, July 16	6:00 pm	—	7:30 pm
--------------------	---------	---	---------

Exhibit Hall

Wednesday, July 16	10:00 am	—	6:00 pm
Thursday, July 17	10:00 am	—	6:00 pm
Friday, July 18	10:00 am	—	4:00 pm

Registration Hours

Monday, July 14	8:00 am	—	6:00 pm
Tuesday, July 15	8:00 am	—	6:00 pm
Wednesday, July 16	8:00 am	—	6:00 pm
Thursday, July 17	8:00 am	—	6:00 pm
Friday, July 18	8:00 am	—	3:00 pm

*Feature Presentations are open to all registered attendees. Seating is limited and access is based on a first-come, first-serve basis except for Platinum Pass attendees who have access to preferred seating.



2T 2-Day Tutorials

Monday, July 14 – Tuesday, July 15 10:00 am – 5:00 pm

Attend our 2-Day Tutorials for intensive training on your favorite application or tool, while interacting one-on-one with your peers, and tapping the minds of industry experts.

TA Dreamweaver

Designed specifically for intermediate Dreamweaver users, this 2-Day Tutorial will explore advanced Web design concepts and show you how to exploit Dreamweaver's sophisticated (and long) list of features. Cross the technical divide and **build Web sites that not only look good, but work well**. Work faster and smarter — in the process, **learning the joys of visual Web design**.

TB DVD Studio Pro

DVD Studio Pro is one of the most exciting new software applications on the Macintosh, helping to drive the DV Revolution. On the Macintosh, **DVD authoring takes on a simplicity and ease-of-use that is rapidly gaining favor and winning converts from other platforms**. Come and learn this exciting application, DVD Studio Pro, with a panel of respected DVD experts.

TC Final Cut Pro

Whether you create corporate training videos, feature films, educational videos, marketing CD-ROMs, documentaries or Web video shorts — the world's top gurus will empower you to navigate Final Cut Pro's treacherous learning curve with clarity and ease. Final Cut Pro is software that delivers on the promise of the DV Revolution — at a down-to-earth price point.

TD How to Produce, Create & Deliver Interactive Solutions

Learn how **to get started in building interactive solutions**. Gain valuable knowledge to produce an interactive project, and learn how authoring applications are used. We'll address **developing digital solutions for delivery — via the Web, CD and DVD — as well as recent technological breakthroughs**. Whether you are creating solutions for marketing, education, presentations — don't miss this comprehensive 2-Day Tutorial.

TE Mac OS X: Advanced Concepts & Administration

Mac OS X represents a shift in how Macs are managed. **Understanding the core concepts behind OS X** will enable administrators and managers to achieve greater flexibility when deploying Macs within their environment. Attendees will learn how to **support OS X from a variety of levels: the User, the Support Staff, and the System Administrator**. Skill level aside, everyone will walk away from this 2-Day Tutorial better acquainted with OS X.

TF Professional Photoshop

Photoshop has changed the lives of thousands of graphics and creative professionals. We are pleased to present a faculty of experts who will **unlock the secrets of this amazing tool — while inspiring you to take your projects in new directions**. Attend this advanced 2-Day Tutorial to broaden your skills, deepen your digital imaging bag of tricks, and open new horizons as you spend two intensive days with Photoshop masters.

TG QuarkXPress

Now that QuarkXPress 6 for Mac OS X is ready to be released, it's clear Quark will be with us for a long time. You will learn the How-To's of font management, tips for long documents, graphics, and efficiency. You will also learn about XTensions that let you **leverage Quark in totally new ways**. We'll also explain the **pros and cons of using InDesign vs. QuarkXPress, and show what's new in QuarkXPress 6**.

1-Day Tutorials 1T

Tuesday, July 15

10:00 am – 5:00 pm

Our intensive, 1-Day Tutorials provide you with in-depth training in a lecture format on key Mac products and technologies. Join our expert instructors for a full day of exciting learning opportunities!

TH Mac 911

Learn techniques for troubleshooting and repairing the misbehaving Mac. During this 1-Day Tutorial see an overview of today's diagnostic and repair utilities, and ways to **upgrade and streamline your Mac for peak performance**.

TI Mac OS X Disaster Relief

Mac OS X is certainly more stable than the old "Classic" Mac OS. But it is far from perfect. Potential trouble ranges from application crashes and freezes, to kernel panics and startup problems, to permissions errors, network failures, printers that don't print, installation hassles, files that disappear or won't delete, and much more. This full day tutorial, based on the best-selling book *Mac OS X Disaster Relief*, shows you **how to try to prevent these problems — and how to fix them if they happen anyway**.

TJ Mastering Digital Photography

This 1-Day Tutorial will help you take great images, better than anything you've ever shot before — then it will show you the tricks to organizing, archiving, retrieving, and sharing your pictures with the world. **Great data in creates beautiful pictures out!**

TK Secrets of Desktop Publishing: From OS 9 to OS X

What separates the desktop publishing Power Users from the rest of the pack? It's the **tricks of the trade that let them use the software fluently — in ways even the engineers didn't think possible**. This 1-Day Tutorial will show you how to improve your skills using QuarkXPress, Adobe Photoshop and Illustrator. Discover simple steps in Microsoft Word that can save you hundreds of hours of formatting and composition time.

TL The Ins and Outs of Final Cut Express

This 1-Day Tutorial will focus on using Final Cut Express' **powerful editing and compositing tools in the context of creating three different video programs**. Apple has clearly targeted the legions of digital camcorder users around the world who want a powerful yet cost effective way to edit their videos. Express is the perfect application for those who want to move up from iMovie, as well as those who want professional tools but are intimidated by Final Cut Pro's learning curve.

1 & 2-Day Tutorials will be held before the Level 1 & 2 Conferences and Half-Day Labs. To achieve the most comprehensive educational experience, we urge you to combine these programs and enjoy a full week of dynamic training on the Mac.

Please see www.macworldexpo.com for full descriptions and details on who should attend.



Conference Overview

Wednesday, July 16 – Friday, July 18

The Level 1 & Level 2 Conferences are designed for Mac users in the creative arts, including design and publishing, video and audio. Both Conferences offer in-depth training for artists of all disciplines, providing two different levels of education and attendee services.

L1 Level 1 Conference

Are you a **Mac user** who seeks smarts in design and publishing, photography and imaging, video and audio? Then the Level 1 Conference is for you!

- Get direct access to instructors who are using the latest technology solutions for creative innovation.
- Choose from more than 60 sessions on digital music creation and recording, design and publishing, digital photography, prosumer video, Mac maintenance and Web design.
- Be your own mixmaster! Develop your ideal track by mixing and matching sessions.

L1 Level 1 Track Descriptions

Music This track is a must-attend for musicians and music producers of all skill levels. Get the inside scoop on your favorite sequencers and home recording studio setups, learn about best practices in music education and discover how to utilize the Mac as a guitarist, keyboardist or DJ.

Photography The Mac is the premier platform for capturing, storing and manipulating digital photographs. Whether you are a novice or a professional, these sessions will show you how to get the most from your digital photography gear.

Web Design Learn about page design, animation, Web video and more during these dynamic sessions taught by respected experts in the latest Web design techniques.

Design & Publishing From concept to completion, you'll discover the tools and techniques used by top Mac designers in these informative sessions.

Prosumer Video Improve your filmmaking skills and learn about the latest techniques in shooting and editing. Let the experts show you how to put iMovie and Final Cut Express to work and how to take your digital projects to DVD.

Mac Skills These sessions will provide tips for maintaining your Macintosh and working in mixed-platform environments. Whether you are making the transition to OS X or want to enhance your troubleshooting skills, this track will give you the knowledge you need.

Please see www.macworldexpo.com for full schedules and session descriptions.



L2 Level 2 Conference

Are you a pro? Can you hack technical talk? Then the Level 2 Conference offers a detailed technical agenda designed for you — the **professional Macintosh creative artist**.

- Get cozy with cutting-edge solutions offered by the industry's most popular tools and applications.
- Choose from more than 40 sessions on professional publishing design and implementation, color management, professional digital video and filmmaking, and digital design techniques.
- Get good eats, really useful conference materials and a place to relax while at the show.

L2 Level 2 Track Descriptions

Professional Video These sessions will feature in depth, technical presentations for the digital video professional. Immerse yourself in Final Cut Pro, Final Cut Express and other DV tools, and learn techniques for authoring and delivering projects that utilize several video technologies.

Design & Publishing These sessions will show design and publishing professionals how to maximize their investments and optimize workflows. You'll explore the technologies that are platform differentiators for Apple — color, PDF deployment, content management and much more.

Our Instructors Wrote the Book — Literally

Our expert instructors come to you from the front lines of Mac geekdom. We're pleased to bring you the authors of books on Photoshop, Desktop Publishing, Dreamweaver, QuickTime, iLife and Mac OS X Troubleshooting, just to name a few! **Learn from the most respected authors and columnists who help us use our Macs!** Don't miss top-level instructors as they share their expertise on the operating system, graphics, publishing, video and music. This is your opportunity to learn from the best.



LAB Half-Day Labs

Friday, July 18 9:00 am – 1:00 pm

Half-Day Labs provide **hands-on computer training for specific applications**. To reserve a space, attendees are required to identify which topic they will focus on and must bring a laptop with the appropriate software pre-loaded. Class size is LIMITED to ensure that each student receives the instructor's full attention — so register early! You **MUST** register separately for a Half-Day Lab, in addition to other conference packages you register for.

LA Acrobat in the Trenches: Combat Training for PDF Production

Level: Intermediate

While many of us still have trouble creating and printing PDF files, some companies are winning the graphic communications war with this powerful yet complex format. This hands-on course offers a **two-stage approach to improving your PDF skills**. First, you will learn how to configure Adobe Acrobat to quickly create perfect PDF files for Web and print distribution; then, we'll explore print production-oriented plug-ins (such as EnFocus PitStop, Quite Imposing and Lantana Crackerjack) and other techniques for editing and **correcting PDF problems to achieve successful prepress output**. It's four hours of concentrated learning from an instructor with an international reputation for effective classroom training — and when the smoke clears, you'll understand Acrobat like never before!

LB Final Cut Pro Hands-on — The Director's Cut

Level: Intermediate and aspiring filmmakers

If you're interested in using Final Cut Pro to edit a video or motion picture project, there is no better option than this unique half-day course. This fast-paced hands-on class will show you **what you need to know when cutting a project "the right way" is the difference between success and failure**. You'll edit three projects, learn about compositing, titling, continuity, pace, and handling the requests of clients in the editing process. We'll also discuss sweetening and layback to tape or DVD. Most importantly, you'll learn from an experienced award-winning video director and editor and a support team of video and film professionals.

LC Flash ActionScript for Designers

Level: Beginner

The next step for designers and beginner scripters alike, this lab presents an introduction to Flash's scripting language. ActionScript makes it possible to **manipulate Flash objects without the constraints imposed by a timeline**. It also provides a variety of additional features not available using traditional animation techniques. This means designers can enhance Flash sites with improved user interactivity, on-the-fly customization, and compelling graphic experiences. Basic skills learned in this hands-on lab will even lay the groundwork for moving on to more advanced Flash programming techniques such as parsing external data, client-server communication, and more. Make your Flash sites more exciting, more useful, and more reusable with ActionScript.

LD Hands-on Mac OS X for Administrators

Level: Intermediate

Mac OS X is making inroads into many schools and businesses, so that support professionals in IT departments must learn how to manage this new operating system. This lab is designed to give support professionals and administrators the information necessary to **maintain and support Macintosh computers running Mac OS X**. Attention will be paid to running applications within the Classic environment, basic UNIX troubleshooting, networking, file and folder permissions, the domain structure of Mac OS X, and must-have third party solutions.



Attendees must bring a laptop with the appropriate software pre-loaded.

Lab details, prerequisites, and hardware/software specifications for each lab can be found at www.macworldexpo.com.



Birds-of-a-Feather Meetings

Wednesday, July 16

6:00 pm – 7:30 pm

Open to all registered attendees.

Birds-of-a-Feather Meetings (BOFs) are casual, informal discussions in which you can meet like-minded Mac users. They are a great way to network with other attendees, discuss resources for doing your job and get answers to tough questions. To ensure topics are top of mind, a complete guide to the discussion topics will be available prior to the show at www.macworldexpo.com.

Internet Café

The Internet Café is one of many resource areas Macworld CreativePro Conference & Expo provides to help you make the most of your event experience. Located in the exhibit hall and available to all registered attendees, the Internet Café offers a comfortable setting to check your email, access the Internet, grab a snack or cup of coffee, chat with your friends and colleagues, or just relax.

Apple Consultants Network — Free Technical Advice!

One of the most popular resource areas in the Internet Café is the Apple Consultants Network counter. Members of the Apple Consultants Network are independent consultants, trainers, and resellers specializing in Apple products and solutions who offer free technical support to Macworld CreativePro Conference & Expo attendees! Take advantage of this opportunity to get help directly from an expert.

Sponsored by:



Macworld Best of Show Awards



The Macworld Best of Show Awards represent an honor highly coveted within the Macintosh industry. Macworld magazine's editors choose winners from products that are making a public debut at Macworld CreativePro Conference & Expo, or have recently been introduced. Check out these exciting and innovative products in exhibit hall by looking for the Best of Show logo hanging in selected exhibitor booths.



2003 Digital Art Contest & Gallery

Showcasing for its sixth year, the Macworld Conference & Expo Digital Art Gallery will again promote art via the Mac. Using faster Macs and increasingly innovative graphics software, artists are able to produce masterpieces that are getting the attention of the art world and Macworld CreativePro Conference & Expo attendees.

The 2003 Digital Art contest is judged by some of the digital art community's most respected leaders who choose 30 digital masterpieces. Winning artwork will be displayed in a gallery setting in the Exhibit Hall at Macworld CreativePro Conference & Expo. The Gallery will then travel across the country to galleries and other venues, including Macworld Conference & Expo/San Francisco 2004.

Sponsored by:



Final Cut Pro User Group Network Theater



Jumpstart your creativity! Connect with members of Final Cut Pro User Groups from across the country and abroad as the FCP

User Group Network hosts its third program of independent, broadcast and theatrical work created in Final Cut Pro. Learn how artists, graphic designers and motion graphics artists are using the uniquely creative workflow of FCP to meet their sophisticated needs, both professionally and aesthetically. Win special prizes courtesy of participating sponsors.

Register online today to SAVE with Priority Code: A-MWJ



Magic Word

There's no need to trudge through the same steps in Microsoft Word again and again. Macros can automate a wide range of tasks, from inserting and formatting text to changing program preferences. You may have dabbled with simple macros, but creating smarter ones controlled by dialog boxes can make your Mac do even more of your work for you.

For example, a macro-generated dialog box can offer two choices, and the macro can then change multiple Word settings when an option is chosen. Here you'll write a macro that lets you choose either Web or print formatting for a document. When you choose one of the options, the macro will alter Word's quotation-mark and hyperlink settings appropriately.

You'll learn to create a dialog box, add buttons to it, and set up those buttons to do as you ask. Once you've completed this project, you can use the same technique to create other dialog boxes that

change Word settings. (Never made a Word macro? Get up-to-speed with "Teach Word New Tricks," April 2002.)

First Steps

If you've written Word documents for print and for the Web, you know they require different formatting. In print, curly quotation marks (or smart quotes: " ") look more professional than straight ones (" "), and e-mail addresses and URLs don't

need to be active hyperlinks. (It's not much use trying to click on the printed page!) In Web pages, hyperlinks come in handy, but straight quotes are the standard. This is the perfect opportunity to create a macro that simplifies your everyday work.

Not Your Average Macro Since this macro includes a dialog box, you can't simply record steps with Word's Record New Macro tool. You must also design the dialog box, buttons and all. Then you'll write the code that makes each button do something, as well as a small piece of code that displays the dialog box when you need it.

To do all this, you'll use Word's Visual Basic Editor, the same programming language used in other Office applications—such as Excel and PowerPoint—to automate tasks. When you record a macro, Word writes the Visual Basic code for you behind the scenes.

Code Hunt Before you make your dialog box, you need to find the code that turns smart quotes and hyperlinks on and off. (Save this code to use when you set up your dialog-box buttons.) You could look in Visual Basic's Help (in Microsoft Word, choose Tools: Macro: Visual Basic Editor, and then choose Help). However, the simpler route is to get Word to tell you what the code is.

To do this, record a macro. Choose Tools: Macro: Record New Macro. A dialog box will appear. Enter a name—for example, *Test*—in the Macro Name field, and click on OK to start recording. Word watches your every move and records the code necessary to repeat your steps. To turn on smart quotes, choose Tools: AutoCorrect. Click on the AutoFormat As You Type tab, and select the "Straight Quotes" With "Smart Quotes" option. While you have the AutoCorrect dialog box open, turn off hyperlinks by deselecting the Internet Paths With Hyperlinks option.

When you're done, click on OK to close the AutoCorrect dialog box. Then click on the Stop Recording button (on the toolbar that appears when you're recording a macro). Choose Tools: Macro: Macros, and select your macro—in this example, *Test*—from the list. Click on Edit to see all the code that Word recorded; Visual Basic Editor will open.

You must sift through many lines of instructions to find the code that relates to the smart quotes and hyperlinks settings:

With Options

```
...
.AutoFormatAsYouTypeReplaceQuotes = True
...
.AutoFormatAsYouTypeReplaceHyperlinks = False
...
```

End With



ILLUSTRATION BY NEIL LESLIE

From these Visual Basic statements, it's clear that to turn the settings on you set them to `True`, and to turn them off you set them to `False`. The `With` statement is Visual Basic shorthand, eliminating the need to refer to the `Options` object in each statement. (It also speeds up the commands when they run.) You could also write the lines of code like this, and they'd work the same way:

```
Options.AutoFormatAsYouTypeReplaceQuotes =  
True  
Options.AutoFormatAsYouTypeReplaceHyperlinks =  
False
```

Now you know how to tell Word to turn these options on and off. Take note of the code.

Design the Dialog Box

The next step is to create the macro's dialog box. First, you design the box itself.

Dialog Fun Open Visual Basic Editor (Tools: Macro: Visual Basic Editor). You'll need to use the Properties window to adjust some of the default properties for your buttons. If it isn't visible (its name appears in its title bar), choose View: Properties Window. In the Projects window, find the `Normal` entry, and click on it to select it. This ensures that the macro will be saved in the `Normal` template, so it will be available to all new Word documents.

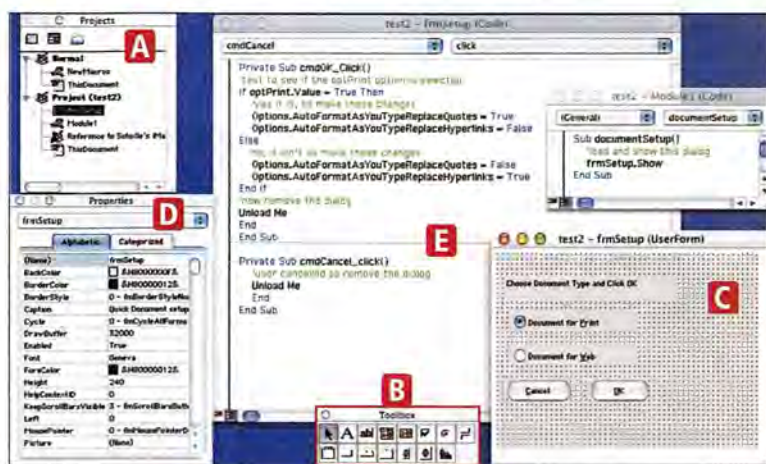
From the Application menu, choose Insert: UserForm. (Visual Basic calls dialog boxes *forms*.) A small gray grid will appear in a new window. This is the dialog box's starting point. Now it's just a plain blank box, ready for customization. You should also see a Toolbox toolbar; if it isn't there, choose View: Toolbox. You'll need this to add elements to your dialog box.

Locate the `OptionButton`, `CommandButton`, and `Label` controls in the Toolbox toolbar. If you're unsure which is which, hold your mouse over each control and read its yellow screen tip. You'll need one `Label` control at the top of the dialog box (this will tell you what the dialog box can do), two `OptionButton` controls under it (these will offer two choices—to set up either a Web or a print document), and finally two `CommandButtons` side by side across the bottom (these will become your OK and Cancel buttons).

Click on each control and drag to place it on the gray box. Don't worry too much about getting the size and position exactly right the first time—it's easy to resize and move the controls later.

The Proper Properties Now you can customize these buttons. Each one has a number of settings (called *properties*), which determine its name, how it looks, and what it can do.

To begin, click on an empty area of the dialog box to select it. Note that the Properties window says `UserForm1` (or `UserForm2`, and so forth, if you already have another dialog-box-based macro). You'll want to change its title so that the title bar gives some indication as to its purpose. To do this, look for the



Check the Code Visual Basic Editor is only a few menu options away. Here you can use the Projects window **A** to place your macro in the `Normal` template, so it's always available. Drag options from the Toolbox palette **B** to customize your dialog box, complete with labels and buttons **C**. Set the buttons' properties in the Properties window **D**. Finally, enter the code that makes it all come together **E**. Here you see the bulk of the code that our macro requires.

Caption property in this Properties window and type `Quick Document Setup` in place of the words in the field next to it. Next, you'll want to change the dialog box's name so you can refer to it in your code later.

To do this, set the Name property to read `frmSetup`.

Now it's time to set up the option buttons so they are more descriptive and have names you can refer to in your code. Click on the top option button and type `optPrint` in the field next to Name and `Document for print` in the field next to Caption. Type `P` in the field next to Accelerator. Set the Value property to `True`.

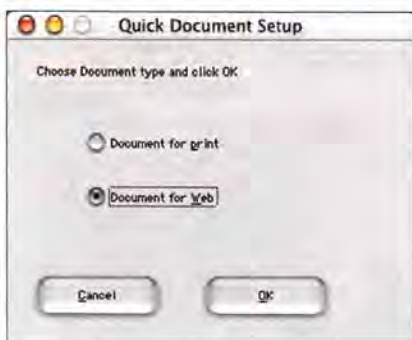
To set up the second option button, click on it to select it. Change its Name property to `optWeb`, its Caption property to `Document for Web`, and its Accelerator property to `W`.

The Name property is the name you'll use in your code to refer to the option button. The Caption property is the text that appears in the dialog box, to the right of the option button. Setting the first option button's Value property to `True` ensures that it is selected by default when the dialog box is displayed. The Accelerator settings let you select these options from the keyboard by pressing `⌘-P` or `⌘-W`. If only part of the caption text shows, the control box is too small. Widen it to show all the text.

Now you can set up the OK and Cancel buttons. Click on the left `CommandButton`, which will be the Cancel button, and type `cmdCancel` in the field next to Name and `Cancel` in the field next to Caption. Type `C` in the field next to Accelerator. Finally, select `True` from the pop-up menu next to Cancel to ensure that you can choose Cancel not only by pressing this button but also by pressing the escape key on your keyboard. Click on the right `CommandButton`, which will be the OK button, and set its Name property to `cmdOK`, its Caption property to `OK`, and its Accelerator property to `O`.

Now you'll set up the label, which displays instructions for using the dialog box. Click on the Label

continues



Success! If your code works, this dialog box will appear when the macro runs. From here, you can choose Web or print formatting.

button to select it. In the Property window next to Caption, type **Choose document type and click on OK**. If necessary, resize the label to show all the text. (For a tour of Visual Basic Editor's interface—and to see the code in its final form—see “Check the Code.”)

Write the Macro Code

This dialog box can't actually do anything—yet. Next you must write the code that tells Word what to do when someone clicks on the buttons. Now you'll make use of the code you found earlier.

When you click on OK, the macro needs to find out which option—Document For Print or Document For Web—you've selected and then change the smart-quote and hyperlink settings appropriately. After that, the dialog box should disappear. If you click on Cancel, the macro shouldn't change any settings; the dialog box should disappear.

Easy Options The option buttons don't need any additional code—the settings you typed in Visual Basic Editor are enough. When you click on an option button, its Value property changes to **True** and the other option button's Value property automatically changes to **False**. In fact, in the code you'll add next, you'll use this behavior to see which option (Web or Print) has been selected.

The Critical Code To make the rest of the buttons trigger actions, you'll write some code. Don't worry—it isn't case sensitive. To ease reading, you may indent some of the code by pressing the tab key. Double-click on the OK button you created to open Visual Basic's Code window. You'll see these lines on screen:

```
Private Sub cmdOK_Click()
End Sub
Type this text between the first and last lines:
'test to see if the optPrint option is selected
If optPrint.Value = True Then
    'yes it is, so make these changes
    Options.AutoFormatAsYouTypeReplaceQuotes =
True
    Options.AutoFormatAsYouTypeReplaceHyperlinks
= False
Else
    'no, it isn't so make these changes
    Options.AutoFormatAsYouTypeReplaceQuotes =
False
    Options.AutoFormatAsYouTypeReplaceHyperlinks
= True
End If
'now remove the dialog
Unload Me
End
```

This code checks to see whether the Value property of the button we named optPrint is set to **True**.

If it is, the Print option is selected and the next lines of code turn smart quotes on and disable hyperlinks. You can select only one of the two options at a time, so if the optPrint button isn't selected—setting the value to **False**—then the optWeb button must be. In that case, the next lines of code turn off the smart quotes and turn on the hyperlink options.

The only thing left to do is write the code for the Cancel button. Type this code immediately after the **End Sub** line in the previous code:

```
Private Sub cmdCancel_Click()
    'user cancelled so remove the dialog
    Unload Me
End
End Sub
```

Now the dialog box will go away if you click on Cancel. However, you still need a small piece of code that makes the dialog appear when you start the macro. Choose Insert: Module and type this in the Code window that appears:

```
Sub documentSetup()
    'load and show this dialog
    frmSetup.Show
End Sub
```

To save your work, click on the Save button and choose Word: Close And Return To Microsoft Word.

Test and Troubleshoot Test the macro by choosing Tools: Macro: Macros. Select DocumentSetup from the list and click on Run. If you encounter problems, an error message will appear. Click on Debug, and Visual Basic Editor will open, highlighting the statement that's probably to blame. Check your spelling!

If all goes well, your dialog box should appear (see “Success!”). You can test the buttons and the two shortcuts, **⌘-O** (OK) and **⌘-C** (Cancel). See if the smart-quote and hyperlink settings work correctly by opening a new document and choosing either Web or print formatting from the dialog box that appears. Type a set of quotation marks and a Web address.

Toolbar Tricks Once your macro works as planned, you can add it to Word's toolbar so it will always be available. Choose View: Toolbars: Customize, and choose the Commands tab. In the Categories list, choose Macros. From the commands list, drag Normal.Module1.documentSetup onto the toolbar. That's not very eloquent, so you may want to change it. Control-click on the button, choose Properties, and type something shorter. Click on OK twice.

The Last Word

Now that you've seen how easy it is to create your own working dialog boxes, you can use this method to change other Word preferences. With a little bit of effort, you can create macros that save you a whole lot of time. □


HELEN BRADLEY (www.helenbradley.com) writes for a number of publications in the United States, Australia, the United Kingdom, and Canada.

Put your money where your Mac is.

QuickBooks Pro 5.0 for Mac

Bring the most advanced tools for financial management to a Mac near you! Built for Mac OS X *and* for Mac OS 9!

QuickBooks Pro 5.0 brings the very latest time-saving financial management tools to your Mac-based business! You'll find a broad range of improvements that will make it easier to get paid...pay others...manage reports...track AR and AP...create and e-mail estimates and invoices...manage cash flow...and keep your focus on running your business!



- **NEW!** Built for Mac OS X *and* Mac OS 9.
- **IMPROVED!** Easier to customize invoices, forms and statements.
- **IMPROVED!** Report exactly the information you want.
- **NEW!** Find the reports and graphs you need easily - even if you don't know their names.
- **NEW!** Save a PDF of any invoice, statement or report to attach to an e-mail*.
- **PLUS!** *Step-by-Step Startup Interview* can tailor *QuickBooks* to your industry and business practices.
- **PLUS!** Upgrades your existing *QuickBooks* Mac files automatically**.

Create invoices and estimates, manage cash and credit sales, track invoices and bills, create purchase orders and track inventory...and much more!

We'll even put *our money* where your **Mac** is...
Load it...use it...risk-free!

Purchase *QuickBooks Pro 5.0* for Mac by August 1, 2003 and you can load it and use it for a full 60 days risk-free. Decide not to keep it and we'll refund the full purchase price...we'll even pay the return shipping!

Name

Business Name

Ship to Address

City

State/Province

Postal Code

()

Daytime Phone (required to secure your order)

I'd like to order:

Quantity	QuickBooks Edition	Unit Price
	QuickBooks Pro 5.0	\$299.⁹⁵ ea.
	—OR—	
	Upgrade from prior version	\$179.⁹⁵ ea.
	<small>All appropriate sales taxes apply.</small>	

© 2003 Intuit Inc. Terms, conditions, pricing, features and service options subject to change without notice. QuickBooks is a registered trademark and/or servicemark of Intuit Inc. in the United States and other countries.

Apple, Macintosh, Mac and Mac logo are trademarks of Apple Computer, Inc., registered in the United States and other countries. The "Built for Mac OS X" graphic is a trademark of Apple Computer, Inc., used under license.

Source Code: C06231 Offer Code: P04903 Form ID: 1098

**For fastest service,
order by phone, call
888-859-4093 ext 8844**

Or, visit www.usequickbooks.com/mac_world

Mail to: Intuit Inc. • PO Box 28868
Tucson, AZ 85726-8868

QuickBooks

* Available for Mac OS X customers only.

** Transfers data from QuickBooks Pro 4.0 for Mac to QuickBooks Pro Edition 5.0 for Mac.

Share Well with Others

Mac OS X 10.2 lets you share files—over a local network or the Internet—with Windows computers. But customizing OS X's Windows File Sharing (Samba) server to share specific directories, or to restrict access to read-only, requires that you manually edit some fairly complex configuration files. However, the newest version of the Personal File Sharing utility *SharePoints*—now with support for a number of Windows File Sharing options—makes working with Samba a whole lot easier. We'll tell you how.

Simple Samba Setup

You can use OS X's built-in Samba server, which serves files via the SMB/CIFS (Server Message Block/Common Internet File System) standard used by Windows and many Unix computers, to share files with Windows computers—for example,

in a multi-OS environment or when you need to access your Mac from a remote location.

Setup is a two-step process. First, enable Windows File Sharing, under the Services tab of the Sharing pane of System Preferences; this starts the Samba server and, if you've enabled OS X's firewall (via the Firewall tab of the Sharing pane), opens port 139 so Samba traffic is allowed. Second, for *each* person who needs access,

open the Accounts pane of System Preferences, select a user account, and click on Edit User. In the resulting dialog box, select Allow User To Log In From Windows. (You're actually allowing the user to connect via SMB/CIFS, so that person can connect from Unix and other OS X computers as well.) You'll be asked to change the user's password; make sure you tell the user what the new password is (it can be changed later).

Opening the Window(s)

Once your computer is ready to share, people with accounts on your Mac can access their Home folders from Windows computers. Since users are limited to their own Home folders, sharing your

files with a remote Windows user requires that you place files inside each person's Public folder or Drop Box.

Connecting Locally To connect, Windows users on a local network should open Network Neighborhood (or My Network Places, in Windows XP); as long as your WorkGroup name is the same as theirs, *shares* (shared directories or volumes) on your Mac will show up. Otherwise, Windows users should first open Entire Network to find your WorkGroup. To access a share, they'll need to provide their user names and passwords.

Connecting Globally Windows users connecting over the Internet should open My Computer and choose Tools: Map Network Drive (Windows XP); choose Tools: Map Network Drive and then the Web folder or FTP site (Windows 2000); or click on the Web Folders icon and then double-click on Add Web Folder (Windows 98). They should then enter, in the resulting dialog box, `\\serveraddress\sharename`, where *serveraddress* is your Mac's IP address or domain name, and *sharename* is the name of the directory or volume they want to access (in the case of a Home folder, the share name would be the short user name).

Now that the basic setup is complete, you can use *SharePoints* to access more options, such as sharing additional folders, restricting file access, and customizing server settings.

Samba Specialization

Unless you use a third-party utility (or OS X Server), configuring OS X's Samba server—beyond turning it on or off—requires manual editing of the `/etc/smb.conf` file. A few utilities have sprung up to make this process easier, and one of the best is *SharePoints 3.0* (★★★★; "More Mac Software Bargains," May 2003). By default, users can access only their own Home folders via Windows File



ILLUSTRATION BY CELIA JOHNSON

Sharing. However, you can also provide access to the Users: Shared folder and make files in that folder available to all remote users. SharePoints' "Normal" Shares tab lets you do so by creating additional Windows shares (see "Cha Cha Cha").

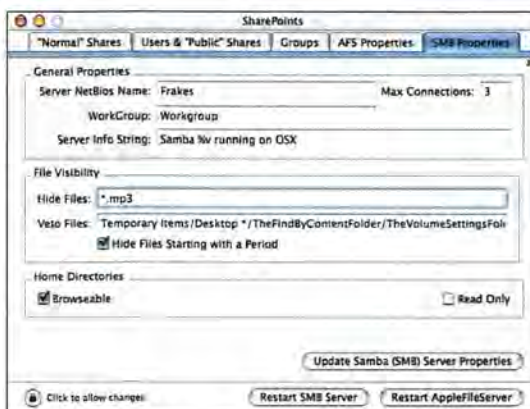
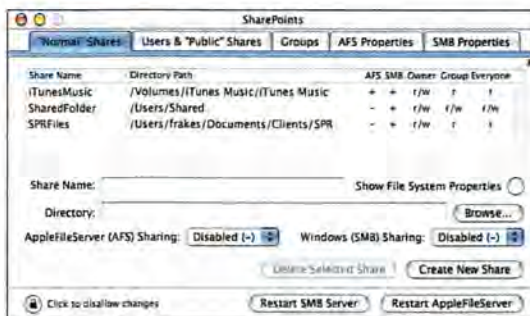
First, click on the padlock icon and provide your admin user name and password so you can make changes. In the Share Name field, enter the name of the new share. Click on the Browse button to select a folder to be shared. (Once you've selected a folder, the path to it will appear in the Directory field.) Next, select Shared (+) from the Windows (SMB) Sharing pop-up menu, and then click on Create New Share; the newly shared folder will show up in the list of shares at the top of the window. (If you've used SharePoints in the past to set up additional Personal File Sharing shares, you can simply click on an existing share, enable Windows Sharing for it, and then click on Update Share.)

If you want to view or change the privileges of the new share, select it from the list of shares and then click on the Show File System Properties button; a drawer that lets you edit the owner, group, and permissions will appear. Click on Update Share to save your changes.

Once you've created and edited the share, click on Restart SMB Server to restart Windows File Sharing using the new share.

Valuable Properties SharePoints also allows you to change several Samba server properties, via the SMB Properties tab. Under General Properties, you can change your Mac's NetBios name (the name Windows computers will identify your computer by) and the server info string (information about your Samba server that Windows users will see in My Computer after connecting). You can also change your WorkGroup name—it's generally easier for others to connect if your WorkGroup name is the same as theirs. In fact, if you're on a Windows NT network, your WorkGroup name *must* be the NT WorkGroup name. You can limit the number of users connected via Windows File Sharing by entering a number in the Max Connections box.

The File Visibility section lets you hide certain files or prevent them from being accessed altogether—for example, you might want to hide MP3 files from connected users (see "Cha Cha Cha"). The Hide Files Starting With A Period option does just that (these files are usually invisible in OS X). If you want to hide additional files, enter their names in the Hide Files field (separate multiple file names with a slash [/]). A savvy user, or one who's chosen to view hidden files, can view and access these so-called hidden files. To prevent a file from being accessed at all, include it in the Veto Files field—by default, Samba is set up to veto a few common files. (When you select files to hide or veto, you can use an asterisk [*] as a wild-card character. For example, entering *.mpg in the Veto Files field



Cha Cha Cha SharePoints gives you more control over your Samba server—with no Unix editing necessary. You can easily share folders other than a user folder (top), as well as hide files you don't want to share (bottom).

would prevent connected users from viewing or accessing any file ending in .mpg.)

Home Security You can designate Home directories as browseable and/or read-only. If you deselect the Browseable option, Windows users will not be able to see Home-directory shares in My Network Places or Network Neighborhood; they'll need to connect directly to their own Home directories (using the short user name as the share name). If the Read Only option is selected, each user will be able to connect to his or her Home directory and copy files from it, but not save files to it or edit files in it.

Tip of the Iceberg

Although SharePoints doesn't give you access to all Samba server settings—Samba is a true industrial-strength file server with hundreds of options and features—it does provide access to much of what you'll need. For more functionality, check out the open-source Samba Sharing Package (<http://xamba.sourceforge.net/ssp/index.shtml>). And if you want to learn more about advanced Samba configuration, the entire first edition of *Using Samba* (O'Reilly, 1999) is available free online at www.oreilly.com/catalog/samba/chapter/book/index.html (HTML format) or at [ftp://ftp.ora.com/examples/misc/samba](http://ftp.ora.com/examples/misc/samba) (PDF format). How deep you want to get into Samba configuration is up to you; however, the power is there if you want it. □

DAN FRAKES is the author of *Mac OS X Power Tools* (Sybex, 2003), is working on an update to his InformINIT database, and can be tracked down at www.danfrakes.com.

Print Hints

Until the Apple Computer of the twenty-second century devises a way to cram our craniums with data via tiny AirPort implants, we must continue to rely on the printed word. Given the importance of text and the devices designed to edit and print it, this month's *Mac 911* examines ways to edit PDF files, find usefulness in older printers, create virtual PostScript printers, and print in a cross-platform network. I also offer advice for merging iPhoto libraries and ensuring your domestics' tranquility.

Editing PDF

I'd like to extract text from a PDF file and edit it. Can I?

Neil Barker, Altadena, California

You have a number of options. The least-expensive (meaning *free*) way is to open the PDF file in Adobe Acrobat Reader (www.adobe.com/products/acrobat/readstep.html), choose the Text tool, select the text you want to change, and copy and paste it into a

text editor for editing. The disadvantages of this method are that you can copy only text (no graphics) and that you'll lose most of the text's formatting when you paste it into the text editor. Of course, you can't use this method at all on files that have been secured to prevent copying.

If you own the full version of Acrobat and the document hasn't been security protected, you can export text by choosing

the Save As command from Acrobat's File menu and selecting Rich Text Format from the Format pop-up menu. The resulting RTF file will retain more of its formatting than a file created with the copy-and-paste method, and it will open in applications such as Mac OS X's TextEdit and Microsoft Word.

Another way to save unsecured PDF files in RTF is Metaobject's \$20 TextLightning (www.metaobject.com). As with Acrobat, you can save PDF files as RTF files and retain much of the original document's formatting but not its graphics.

Finally, optical character recognition (OCR) apps such as ScanSoft's \$500 OmniPage Pro X (☞☞☞; June 2002; 800/654-1187, www.scansoft.com) can import PDF files (even if they've been security protected), recognize the text and graphics they contain, and export those files as editable RTF files. OCR requires that you do a fair bit of fiddling before it correctly recognizes text in complex documents, but it has the advantage of allowing you to save graphics and text.

Legacy LaserWriter

Is it possible to connect an Apple Personal LaserWriter 320 to a new iMac or Power Mac G4?

G. Brooks Morris, Slidell, Louisiana

It is, with the help of a bridging device such as Asanté's \$129 AsantéTalk Ethernet to LocalTalk Adapter (800/303-9121, www.asante.com). These devices enable you to link LocalTalk-compatible printers—which include many older laser printers from Apple and Hewlett-Packard—to Macs that lack a printer port.

To make the physical connection, string a standard Ethernet cable from your Mac to the adapter, and a LocalTalk (serial) cable from the adapter to your LaserWriter. Now launch Print Center, click on the Add button, and select AppleTalk from the first pop-up menu that appears in the resulting pane. If it's not already selected, choose Local AppleTalk Zone from the second pop-up menu in this pane. Your printer should appear in the list of available printers. Select it, and click on the Add button to make that printer available to you.

Pretend Printer

Is there a way to create a PostScript file printer with Print Center?

Jon Taie, Virginia Beach, Virginia



Before I reveal the trick to doing this, let's discuss why you'd want to do such a thing.

Saving a document as a PostScript file lets you print that file on any computer with an attached PostScript printer—a high-end printer at a printing service bureau, for example. Unless your Mac is connected to a PostScript printer (or, as you'll discover, something very much like a PostScript printer), you can't save a document as a PostScript file. If you don't have such a printer, you must create a virtual one.

To create a virtual PostScript printer, launch Print Center and click on the Add button in the Printer List window. Select IP Printing from the first pop-up menu in the resulting sheet. In the Printer's Address field, type `localhost`. From the Printer Model pop-up menu, select Generic and click on the Add button.

When you want to save a file as a PostScript document, select Print in the application you're working with—say, Microsoft Word—and then select the localhost printer from the Printer pop-up menu. Choose Output Options from the Copies & Pages pop-up menu, enable the Save As File option, and select PostScript from the Format pop-up menu (see “And Here's Your Localhost!”). Click on Save and, in the resulting Save To File dialog box, name the file and click on Save again.

Picture to Picture

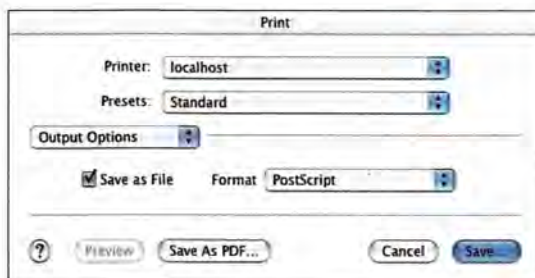
I have iPhoto 2 installed on both my iMac G4 and my PowerBook G4. I'd like to move the pictures from iPhoto on my PowerBook to iPhoto on my iMac and maintain the photo album structure I have on both Macs. Is this possible?

Ron Madaras, San Leandro, California

Yes, but I've yet to find a terribly intuitive way to go about it. That said, you can try this as-intuitive-as-I-can-make-it method:

Launch iPhoto 2 on the iMac, and click on the Photo Library entry in iPhoto's browser column. If it's not already selected, click on the Organize button at the bottom of the iPhoto window. Click on the Burn button at the bottom of the iPhoto window, and insert a blank CD-R. Click on the Burn button in the resulting Burn Disc dialog box. iPhoto will burn your Photo Library to the disc.

Once you've burned the disc, place it in your PowerBook. Unless you've changed the way OS X handles discs created by iPhoto, your PowerBook's iPhoto will automatically launch. Click on the triangle that appears next



And Here's Your Localhost!

Thanks to a virtual printer, you can create a PostScript file from within an application's Print dialog box.

to the CD icon in iPhoto's browser column. You'll see the albums of photos from your iMac.

To create a new album, click on the Photo Library entry in the browser column and then on the Plus button below the browser column. Give that album the same name as the first album on the CD you created (“My Vacation,” for example). Then select the “My Vacation” album on the CD, click on iPhoto's main window (where the pictures are displayed), and press ⌘-A to select all the pictures in the album. Drag these pictures to the “My Vacation” album you just created. Your pictures will be copied from the CD to your PowerBook's hard drive.

Repeat this procedure for each album on the CD. Now select Provide iPhoto Feedback from the iPhoto menu and, in your feedback message to Apple, politely request that someone devise an easier way to incorporate the albums in two iPhoto libraries.

RAM-arkable Memory

In OS 9 I kept my Web browser and its cache files in a RAM disk to improve performance. OS X doesn't seem to offer a

RAM-disk option. Is there a way to create such a thing in OS X?

Carlton Doerner, Du Quoin, Illinois

There is. Point your browser to www.clarkwoodsoftware.com, and download a copy of Clarkwood Software's \$25 ram-Bunctious 2.0—a utility that allows you to create a RAM disk in OS X.

Now that you know you *can* create a RAM disk, let's discuss whether you *should*.

If your Mac is RAM starved, don't expect it to be much zip-pier with a RAM disk—the RAM disk and OS X will squabble over memory allocation, and this will likely negate any performance gains. If, on the other hand, you have RAM to burn, a RAM disk may help. The operating system will have plenty of RAM to work with, and you can

continues



TIP OF THE MONTH

With the release of iMovie 3, we were all introduced to the Ken Burns effect, in which you pan and zoom across a still picture. I enjoy the effect, but I don't want to apply it to every still I insert (as iMovie 3 does by default). If you'd like to stop

the automatic imposition of this effect, follow these steps:

Using TextEdit, open the `com.apple.iMovie3.plist` file, found by following this path:

`~/Library/Preferences/com.apple.iMovie3.plist`.

Find the `autoApplyPanZoomToImported Stills` entry.

Two lines below this entry (and one line above `<key>Option autoSceneDetect: %d`) you'll see `true`. Change this to `false`.

Save and close the file.

Open iMovie 3 and discover that Ken now comes to call only when you want him to—when you click on the Apply button.

Karl H. Hehr, Ames, Iowa

UNSOLICITED ADVICE

Every so often I'm approached by readers who, with a hint of embarrassment, admit that a Windows PC—complete with connected printer—makes up a portion of their home network. In the course of conversation, they invariably ask: "Is there a way for me to print to that printer from one of my Macs running OS X?"

"Why, yes," I respond. "It's like this. . . ."

As a writer for *Macworld*, I feel that it falls outside my purview to explain how you'd share a printer under Windows. But suffice it to say that such a printer must be shared in order for this scheme to work.

Once you've configured Windows to share the printer, open Print Center and, while holding down the option key, click on the Add button in the Printer List window. In the resulting sheet, select Advanced from the pop-up menu. In the Device pop-up menu, select Windows Printer Via Samba. In the Device Name field, enter any name you please—My PC Printer, for example. In the Device URL field, enter `smb://shortnameonyourMac:Macpassword@workgroup/server/sharename`, where *shortnameonyourMac* is the short name you use to log on to OS X, *Macpassword* is the administrator's password you use to log on to your Mac, *workgroup* is the name of the Windows workgroup (Workgroup or MShome, for example), *server* is the name of your PC (Bag_o'_Bolts, for example), and *sharename* is the share name for the printer you've chosen under Windows (HPLaser), for example). Now select your printer from the Printer Model pop-up menu at the bottom of the sheet.

When this printer is selected as the default in Print Center and your network is up and running, any documents you print from your Mac will be printed on the printer tethered to your PC.

devote unused RAM to tasks of your choosing—running a specific application and its documents, for instance.

But you can realize benefits other than raw performance gains from a RAM disk in OS X. For example, shoving an application and its working files into a RAM disk could cause your PowerBook to access its drive less often—thus extending the time you can use your laptop under battery power. And those users who run Macs with noisy hard drives will hear less of this incessant mechanical caterwauling because a RAM disk allows the hard drive to spin down more often.

What's in .DS_Store?

Could you explain what the invisible files named .DS_Store are within OS X? It's a nuisance when they show up in a disc made in OS X and used on other platforms or in OS 9.

Tom Unger, New York, New York

These files contain view settings—window size and placement and icon position, for example—for the folders that contain them. As you hint, Tom, although .DS_Store files are invisible to those running OS X, the hidden is revealed when folders containing these files are viewed under OS 9 or by a computer running a different operating system

(such as a Windows PC networked to your Mac via Samba).

You can remove these files without ill effect. Command-line commandos can do this via Terminal, by typing `sudo find /pathtodirectory/ -name ".DS_Store" -exec rm {} \;`, where *pathtodirectory* is the full path to the folder from which you'd like to remove the .DS_Store file. So if I wanted to remove the .DS_Store file from the Projects folder on my Mac's Desktop, I'd enter `sudo find /Users/chris/Desktop/Projects/ -name ".DS_Store" -exec rm {} \;`.

If you're uncomfortable with Terminal, you can download a copy of Extraneous Software's free De_DDS (www.extraneous.us/download/De_DDS.tgz). This simple utility will strip .DS_Store files from any folder dropped atop the De_DDS icon.

Networking Nanny

My children's nanny uses her iBook to do her homework when the kids have gone down for their nap. I let her use our AirPort network, but it's configured to use a proxy. The nanny doesn't understand my instructions for turning the proxy off and on in the Network system preference, and she can't connect to other wireless networks because of our proxy settings. How can I make this simple for her?

Ande Root, Capitola, California

As any real-estate mogul will tell you, the secret to success is *location, location, location*. Such is also the case with your conundrum. Use the Location settings available within OS X's Network system preference, and moving from one network setup to another will be a breeze.

Launch the Network system preference and select New Location from the Location pop-up menu. In the resulting pane, give the location an intuitive name, such as The Root's AirPort, and click on OK. Now configure the network settings—including proxy settings—for your AirPort network and click on Apply Now.

Create an additional location that includes settings for the nanny's ISP and other wireless networks. Give it a unique name as well.

Now show your nanny that to change settings, she just has to click on the Apple menu within any application, select the Location menu, and then choose The Root's AirPort from the resulting submenu. To return to her original network settings, she can select Automatic from the same submenu. □

Contributing Editor CHRISTOPHER BREEN is the author of *Secrets of the iPod*, second edition (Peachpit Press, 2003), and the soon-to-be-released-unless-Apple-springs-something-really-amazing-on-us-that-forces-me-to-rewrite-half-the-damned-thing *Mac 911*, second edition (Peachpit Press, 2003).



Share tips and discuss Mac problems with other Mac users in the Mac 911 forum (www.macworld.com/subject/mac911). Also send tips by e-mail to mac911@macworld.com. We pay \$50 for tips selected for publication in *Macworld*. All published submissions become the sole property of *Macworld*. Shareware and freeware mentioned in *Mac 911* are available at www.versiontracker.com.

A User-Interface Revolution? Users Beware.

Spring Backward



STEADY, ANDY, STEADY. YOU'LL WORK YOUR WAY OUT OF this. Remember your Boy Scout training (at least the bits you learned before the camping trips became too long to avoid having to do your business in a ditch behind a tree, at which point you dropped out): No thrashing movements. Remain limp and still until you find yourself floating to the surface; then gently roll until you find yourself on firm ground again.

Whew. Man, that was a close one. I almost got permanently sucked under by a user-interface metaphor. And to think a friend suggested that I try out UserCreations' \$22 Spring (www.usercreations.com/spring), a new visual desktop that tries to reduce everything in your digital life to a big, bouncy, draggable icon.

I downloaded Spring right away, but I was quickly confused. Nine windows popped up with big pictures of products from Amazon.com. There were big pictures of Kansas City restaurants. There was a big picture representing a collection of online resources about *The Royal Tenenbaums*. And there were big pictures of people I didn't know, along with, oddest of all, a news feed reduced to a big picture that told me neither diddly nor squat.

Fortunately, all of these pictures were draggable. If I wanted to instant-message a file to a friend, I could drag it on top of his photo, which . . . no, that didn't do anything. Well, if I wanted to add a collection of movie links, it would take just a click . . . and a . . . hmm.

OK. I have to confess that at this stage I still didn't have the foggiest about what Spring was supposed to do. Here's what UserCreations' Web site has to offer on the subject: "Imagine that booking a flight or train is as simple as opening a canvas with a map and dragging between the two cities. Imagine inviting someone to a favorite place is as simple as . . . dragging a line between the person and place."

I quickly realized that this software expected me to expend more calories through the act of "Imagining Concepts" than I had during the previous 17 months of my gym membership. I turned to my friend for answers. "Resources are graphical. Dragging creates links," he said gently, as though he were a Zen master and I were a young student.

Choose Evolution

Well, I'm willing to acknowledge that there is That Which Is Right, That Which Is Wrong, and That Which Andy Just Doesn't Get. Lord knows I've spent enough time bellyaching about how graphical user

interfaces have stagnated. But it wasn't until I spent a day with Spring that I started to rethink my whole conception of what a fresh idea would look like. I had imagined it'd be like something out of *Minority Report*, a movie in which the simple act of finding a phone number looked like a Klingon love poem translated into sign language. But maybe we should put more stock in evolution than in revolution.

Take Konfabulator (www.konfabulator.com), for instance. This \$25 utility runs simple, single-purpose, and highly graphical "widgets." A Weather widget displays the temperature and an iconic forecast. News-feed widgets display recent stories.

Ten minutes after I'd downloaded Konfabulator, I was annoying anyone who'd listen. "This is fantastic!" I'd say to the guy at the window before he could hand me my change and my Big Mac Extra Value Meal.

Now imagine Konfabulator living in its own transparent layer on top of the rest of the screen. And imagine that, like a screen saver, that layer would become more opaque and thereby easier to see when you stopped interacting with the Mac. Like, don't distract me with a stock ticker when I'm trying to work—but if I've been on the phone for 15 minutes and am unaware that my 401(k) is sliding into the dumpster, then yes, now's the time to grab my attention! The Mac could clearly benefit from an Idle-Time Trivia Layer.

Take Rendezvous as another example. It isn't even a user-interface element—it's a networking standard. But it's still a powerful yet subtle improvement in how we use our computers, since it can eliminate the hassle of browsing for other devices on your local network. After all, any good user interface should increase the level of abstraction between what you want to do and the protracted bits of intense negotiations that cause it to happen.

The problem with the ideas found in programs like Spring is that they simply exchange an old-fashioned and complicated set of concepts and procedures for a brand-new, equally complicated set of concepts and procedures. Different isn't better. Better is better. □

Maybe we should put more stock in evolution than in revolution.

ANDY IHNATKO (www.andyi.com) also writes about technology for the *Chicago Sun-Times*.

ADVERTISERS AND PRODUCT INDEX

Interact with the companies whose products and services are advertised in **Macworld**

ADVERTISER	INTERACT	PAGE NO.
American Power Conversion	888-289-APCC	25
Alsoft	800-257-6381	44-45
Apple Computer	-	C2-1
Aspyr Media	aspyr.com	55,57,58,59
Avid Technology	avid.com/xpresspro	11
B & H Photo, Video, Pro-Audio	800-926-6372	109-111
Broadway Photo	800-361-3436	113
Canon USA	800-OK-CANON	2-3,39
CDW	800-509-4239	30-31
ClubMac	800-217-9153	103
Connectix	connectix.com	69
EQ Mac/Sony Online Entertainment	everquest.com/mac	60-61
Extensis	extensis.com/osx	C3
Formac	formac.com	108
Intego	intego.com	52
Intuit	intuit.com	95
J&R	800-221-8180	112
Geek Cruise	geekcruises.com	10
Griffin	griffintechology.com	119
Kensington	kensington.com	C4
La Cie	lacie.com	77
Legacy Electronics	tapintothe power.com	41
Mac Zone	maczone.com	104-105
MacMall	800-222-2808	106-107
MacPlay	macplay.com	46
MacSoft	macsoft.com	54,56
MacWarehouse	800-355-5841	18-19
Macworld Creative Pro Conference & Expo	macworldexpo.com	86-91
MicroMat	800-829-6227	27
Microsoft	microsoft.com/mac	6
MSN	join.msn.com	17
Now Software	800-344-9160	42
Otherworld Computing	owc.com	114-117
Pacific Software Publishing	puppysuite.com	47
PriceGrabber.com	pricegrabber.com	51
Primera Tech	primera2.com	85
Siggraph	siggraph.org/s2003	43
Sonnet Technologies	800-786-6260	8
Sony Electronics Inc.	sony.com	9
United Online/Juno	juno.com	29
Wacom Technology	wacom.com	15
Xerox Network Printers	xerox.com/officeprinting	12-13

PAGE NO.	ADVERTISER	GET-INFO
HARDWARE		
COMPUTER SYSTEMS		
C2-1	Apple Computer	-
MISCELLANEOUS		
25	American Power Conversion	73
2-3,39	Canon USA	-
30-31	CDW	2
60-61	EQ Mac/Sony Online Entertainment	-
52	Intego	-
119	Griffin	-
C4	Kensington	1
77	La Cie	-
41	Legacy Electronics	38
9	Sony Electronics Inc.	69
15	Wacom Technology	-
MONITORS/ GRAPHICS BOARDS		
108	Formac	-
8	Sonnet Technologies	133
PRINTERS		
85	Primera Tech	-
12-13	Xerox Network Printers	101
SOFTWARE		
BUSINESS/PRODUCTIVITY		
11	Avid Technology	39
C3	Extensis	9
95	Intuit	-
6	Microsoft	-
42	Now Software	-
47	Pacific Software Publishing	-
ENTERTAINMENT		
55,57,58,59	Aspyr Media	91
46	MacPlay	65
54,56	MacSoft	30
UTILITIES		
44-45	Alsoft	141
69	Connectix	-
27	MicroMat	37
17	MSN	-
29	United Online/Juno	-
MAIL ORDER		
109-111	B & H Photo, Video, Pro-Audio	-
113	Broadway Photo	-
103	ClubMac	98
106-107	MacMall	132
18-19	MacWarehouse	19
104-105	Mac Zone	72
114-117	Otherworld Computing	-
SERVICES		
TRADESHOWS/CONFERENCES		
10	Geek Cruise	-
86-91	Macworld Creative Pro Conference & Expo	-
43	Siggraph	95
INTERNET PRODUCTS/SERVICES		
51	PriceGrabber.com	-



New! 17" PowerBook G4

The Worlds First 17-inch NoteBook

Only **\$3294** 1GHz

FREE! Up to 512MB Upgrade with 15" & 17" PowerBooks

Apple Care Protection Plan
3 Year Protection For PowerBooks
Only **\$349** #951380

*\$39.99 Installation Fee Applies for Free Memory.

#116415	17" Screen	1GHz	512MB RAM	60GB HD	DVD-R/CD-RW	1440x900 Res.	\$3294
#766962	15.1" Screen	1GHz	512MB RAM	60GB HD	56K DVD-R/CD-RW w/Airport Card		\$2794
#765531	15.1" Screen	867MHz	256MB RAM	40GB HD	56K CDRW/DVD		\$2294
#116418	12.1" Screen	867MHz	256MB RAM	40GB HD	DVD-R/CD-RW	1024x768 Res.	\$1794

New! Faster! More Expandable!

Power Mac G4

Now Up to **1.42GHz DP!**

FREE! 512MB RAM with All Power Macs!

Apple Care Protection Plan
3 Year Protection For Power Macs
Only **\$249** #951377

Starting at **\$1494**

OS9 Bootable Systems still available
Call for details

*\$39.99 Installation for Free Memory. Offer Ends 5/31/03.

#131029	1GHz	256MB RAM	60GB HD	DVD-ROM/CD-RW	Nvidia GeForce4 MX w/64MB	\$1494
#131034	1.25GHz DP	256MB RAM	80GB HD	DVD-ROM/CD-RW	ATI Radeon 9000 Pro w/64MB	\$1994
#131038	1.42GHz DP	512MB RAM	120GB HD	DVD-R/CD-RW	ATI Radeon 9000 Pro w/64MB	\$2694

iBooks

Now Up to **800MHz!**

As Low As **\$994**

FREE! 256MB RAM Upgrade with all 12.1" iBooks!

FREE! 384MB RAM Upgrade with iBook 14.1" pkg2552 only

*\$39.99 Installation Fee for FREE Memory.

#764352	700MHz	12.1" Screen	128MB RAM	20GB HD	CD-ROM	\$994
#764382	800MHz	12.1" Screen	128MB RAM	30GB HD	DVD-R/CD-RW	\$1294
#23552	800MHz	14.1" Screen	256MB RAM	30GB HD	DVD-R/CD-RW	\$1494

iMac G4 15" & 17"

Starting at **\$1294** Now Up To **1GHz!**

Don't Forget!
Apple Care Protection Plan
3 Year Protection For iMacs
Only **\$169** #951378

FREE! 512MB RAM on all G4 iMacs

*After \$49.95 mail-in rebate and \$39.99 Installation Fee for FREE Memory.
All Offers Expire 5/31/03 or While Supplies Last.

#134980	1GHz	17"	256MB	80GB HD	DVD-R/CD-RW	1024 x 768 Res.	\$1794
#134971	800MHz	15"	256MB	60GB HD	DVD-ROM/CD-RW	1440 x 900 Res.	\$1294

eMac

Now Up to **800MHz!**

Starting at **\$994**

FREE! 256MB RAM Upgrade and Floppy Drive

Apple Care Protection Plan
3 Year Protection For eMacs
Only **\$169** #951378

*Free RAM Includes a \$39.99 installation fee. Offer Ends 5/31/03.

#664407	700MHz	17"	128MB	40GB HD	DVD-ROM/CD-RW	1280 x 960 Res.	\$994
#664427	800MHz	17"	256MB	60GB HD	DVD-R/CD-RW	1280 x 960 Res.	\$1294

Office Romance

While Supplies Last! **\$199⁹⁹**

Buy any Mac and Microsoft Office v.X and Save **\$300** On The Spot!!

Full Version Only
*When purchased with any qualifying Apple CPU. Offer good while supplies last.

EPSON Stylus C42UX

#550180 **\$49**

Inkjet Printers

#595729	Epson Stylus Color C62	\$69.00
#569528	Epson Stylus Color C62	\$129.00
#131424	Epson Stylus Color Photo 1280	\$499.00
#540438	HP Deskjet 3820	\$99.00
#579211	HP Deskjet 5550	\$149.00
#74261	HP Deskjet 1220C PS Color	\$479.00

Nikon Coolpix 3100

ELECTRONIC IMAGING **\$349** #137965 **New!**

Digital Cameras

#137952	Nikon Coolpix 2100 2.1MP 3X/4X USB	\$249.00
#137965	Nikon Coolpix 3100 3.1MP 3X/4X USB	\$349.00
#974515	Nikon Coolpix 4500 4.0MP 4X/4X USB	\$399.00*
#974509	Nikon Coolpix 5700 5.0MP 8X/4X 16Mb CF	\$999.00**

*After \$200 Mail-In Rebate. Expires 5/31/03.
**After \$100 Mail-In Rebate. Expires 5/31/03.

Adobe Acrobat 6.0

New! Upgrade **\$149** #145056 Upgrade **\$99** #145972

Professional and Standard Version

#145051	Adobe Acrobat 6.0 Professional Full Version	\$449.00
#145062	Adobe Acrobat 6.0 Standard Full Version	\$299.00

GVP 120GB External FireWire Hard Drive

#505565 **\$199**

Storage

#641667	GVP 200GB External FireWire HD 7200	\$359.00
#105067	GVP 52X/24X/52X External FireWire CDRW	\$139.00
#23446	GVP 100pk 1x DVD-R Media	\$109.95
#138841	LaCie 200GB FireWire 7200rpm	\$369.00
#965972	Equest Cobra FireWire 7200 Ext HD 120GB	\$219.95
#973389	MicroNet Advantage 80GB 7200 RPM HD FW/USB	\$185.95
#973731	Phantom Drives 120GB HD Ext FireWire 7200RPM	\$219.95

Canon ZR-60

\$499 #132746

Mini DV Camcorder

Digital Camcorders

#133472	Canon ZR60 Mini DV Camcorder	\$499.00
#132740	Canon ZR70MC Mini DV Camcorder	\$699.00
#537667	Canon GL2 Mini DV Camcorder	\$2,299.00
#968521	Sony DCR-PC 120BT Mini DV Camcorder	\$1,499.00
#961666	Sony DSR-PD 150 Digital Camcorder	\$3,499.00

Apple 20" Cinema Display

New!

Displays

#960097	Apple 17" LCD Studio Display	\$694.00
#970382	Apple 23" LCD Cinema HD Display	\$1,994.00
#363234	Sony E540 21" 24mm 1900X1440	\$559.00
#947137	Sony Multiscan G520 21" 24mm	\$659.00
#967667	Cornea MP704 17" LCD	\$419.00
#767511	LaCie Electronblue 19" IV 1600X1200 76Hz	\$399.00
#763351	Sceptre XGS Naga 19" LCD	\$699.00
#663867	Formac Gallery 2010 20" LCD	\$1379.00

Intuit Quicken 2003 for Mac

\$59⁹⁵ #540623

Software-Utilities

#658619	Aladdin Stuffit Deluxe 7.0	\$28.95*
#795108	Dataviz MacLink Plus Deluxe 13.0	\$88.89
#372248	Symantec Norton Antivirus 8.0	\$64.99
#374767	Symantec Norton Utilities 7.0	\$89.99
#374768	Symantec Norton Systemworks 2.0	\$119.99
#975774	Roxio Toast 5 Titanium	\$79.89

*After \$50 Mail-In Rebate for previous owners

QUARK XPress 5.0

\$728⁹⁹ #965797

Software-Graphics

#968964	Adobe Photoshop 7.0 Upgrade	\$134.94
#963236	Adobe Illustrator 10 Upgrade	\$139.94
#968095	Adobe Photoshop 7.0 Full Version	\$588.99
#447711	Adobe Design Collection 6.0	\$999.00
#963234	Adobe Illustrator 10	\$389.94
#971076	Apple DVD Studio Pro 1.5	\$963.99
#965830	Apple Final Cut Pro 3	\$995.00

*After Mail-In Rebate. Expires 4/30/03.

Software-Business

\$49

iLife

#972337	Apple Appleworks 6.2.4	\$77.99
#551926	Apple Mac OS X V10.2 #114789	\$98.95*
#9684	Connectix Virtual PC 6 with Win XP Home	\$219.99
#537929	Filemaker Pro 6.0 Mac Upgrade	\$133.99†
#7689	Intuit QuickBooks Pro 5.0 for Mac	\$136.98*
#208616	Microsoft Office V. X For Mac Upgrade	\$259.96
#208615	Microsoft Office Mac V.X Full Version	\$435.99
†Filemaker Pro 6 Upgrade requires qualifying previous versions. *After \$120 Mail-In Upgrade Rebate. Expires 12/31/03. **After \$21 Mail-In Rebate. Expires 5/31/03		



NEW Apple PowerBooks

Less Is More, AND More Is More

NEW! 12" Apple PowerBook G4

- Smallest, most affordable full-featured notebook
- High-resolution, 1024 x 768 TFT
- Lightweight durable aluminum alloy enclosure
- Slot-loading DVD/CD-RW drive
- 32MB NVIDIA GeForce4 420 Go graphics card
- Bluetooth built in, AirPort Extreme ready
- VGA, S-Video and composite video output
- Weighs only 4.6 pounds

NEW! 17" Apple PowerBook G4

- The first notebook ever with a 17" TFT; 1440 x 900
- Backlit keyboard with ambient light sensors
- Lightweight durable aluminum alloy enclosure
- Slot-loading SuperDrive DVD-R/CD-RW
- 64MB NVIDIA GeForce4 440 Go graphics card
- Bluetooth and 54 Mbps AirPort Extreme built in
- NEW 800 Mbps FireWire and connections galore
- Weighs only 6.8 pounds

Call us or visit
www.maczone.com
for all the latest
PowerBook offers.

Available with
SuperDrive! Call
for details

Apple Instant
Loan starting at only **\$39** per month

#168154 AppleCare 3-Year Protection Plan – PowerBook G4... \$349.99

867MHz G4

- 12" TFT Display
- 256MB DDR Memory
- 40GB Hard Drive
- Combo DVD-ROM/CD-RW
- NVIDIA GeForce4 420 with 32MB DDR SDRAM

\$1794⁹⁸
#169635

867MHz G4

- 15.2" TFT
- 256MB Memory
- 40GB Hard Drive
- Combo DVD/CD-RW
- AirPort Card Ready
- ATI Mobility Radeon 9000 with 32MB DDR SDRAM

\$2294⁹⁸
#159229

1GHz G4

- 15.2" TFT Display
- 512MB DDR Memory
- 60GB Hard Drive
- SuperDrive DVD-R/CD-RW
- AirPort Card Included
- ATI Mobility Radeon 9000 with 64MB DDR SDRAM

\$2794⁹⁸
#159230

1GHz G4

- 17" TFT Display
- 512MB DDR Memory
- 60GB Hard Drive
- SuperDrive DVD-R/CD-RW
- AirPort Extreme Included
- NVIDIA GeForce4 440 with 64MB DDR SDRAM

\$3294⁹⁸
#169634

Now
Shipping!



NEW Apple iBook G3

*Faster
and more
affordable
than
ever!*

HURRY!
Price Drops up
to \$300 on iBooks!
While supplies last!
Call for details

700MHz G3

- 12.1" TFT Display
- 128MB Memory
- 20GB Hard Drive
- CD-ROM Drive
- ATI Mobility Radeon 7500 with 16MB VRAM

\$994⁹⁸
#159224

800MHz G3

- 12.1" TFT Display
- 128MB Memory
- 30GB Hard Drive
- Combo DVD/CD-RW Drive
- ATI Mobility Radeon 7500 with 32MB VRAM

\$1294⁹⁸
#159225

800MHz G3

- 14.1" TFT Display
- 256MB Memory
- 30GB Hard Drive
- Combo DVD/CD-RW Drive
- ATI Mobility Radeon 7500 with 32MB VRAM

\$1494⁹⁸
#159226

Apple Instant
Loan starting at only **\$22** per month

#168153 AppleCare 3-Year Protection
Plan – iBook G3... \$249.99

Mac Zone Is Your Single Source for the Latest Hardware & Software Products!

Great value
in a half-gig

\$69⁹⁹*
#884162

Viking 512MB CompactFlash

- CompactFlash Type I or Type II slot interface
- Optimized for use in PDAs, MP3 players or digital cameras
- Up to 10 Mbps read speed

*After \$50 mfr. mail-in rebate. Low Mac Zone price: \$119.99. Offer good through 5/31/03.

Now
In
Stock!

Edit video
like a pro!
Final Cut
Express

\$298⁹⁹
#169640

NEW
Version!

Enhanced preflight
and preview tools
Adobe® Acrobat®
6.0 Professional
Upgrade from 4.x
and 5.x Standard

\$134⁹⁷
#187675

Super capacity and speed
LaCie 120GB
7200 RPM
FireWire Hard Drive

#1013991 LaCie 200GB d2... \$399.99
\$249⁹⁹

Mac Zone Exclusive!
\$20 CASH BACK
EPSON® C82
Color Inkjet
Printer

\$109⁹⁹*
#1002669

*After \$20 mail-in rebate and purchase of select New Apple CPU. Low Mac Zone price: \$129.99. Offer good through 5/31/03.

FREE 5-Pack of CD-R*
Roxio Toast
with Jam

\$159⁹⁷
#141946

*While supplies last.

FREE Tripod and
Carrying Case!*

Canon ZR60 MiniDV
Digital Camcorder

\$499⁹⁹
#175366

*Ships with camcorder. While supplies last.

Don't forget
your AppleCare

AppleCare
Protection Plan

Starting at \$169⁹⁹ – Call for details.

NO
SURCHARGE
ON CREDIT
CARDS

Credit cards are not charged until the order is shipped. Most products ship the same day (barring system failure, etc.). Shipping options include Ground, 2nd Day and Overnight delivery. Freight is based on average product weight. Handling extra. Insurance available. Special orders may require special shipping and handling charges. Call for international shipping rates. Prices and product availability subject to change without notice. Specials and promotions may be limited to stock on hand. Not responsible for typographical errors. All products sold by Zones, Inc. are third party products and are subject to the warranties & representations of the applicable manufacturers. ©2003 Zones, Inc. All rights reserved. Unauthorized duplication is a violation of applicable laws. Apple, the Apple logo, Mac, Power Mac, PowerBook, iMac, iBook, AirPort, FireWire & Final Cut are trademarks of Apple Computer, Inc., registered in the U.S. and other countries. SuperDrive, iPod, eMac, Xserve, iLife & Keynote are trademarks of Apple Computer, Inc. AppleCare is a registered service mark of Apple Computer, Inc. PowerPC is a trademark of International Business Machines Corporation, used under license therefrom.

Now up to 1.42GHz iMacs – up to 1GHz



FREE
Up to 512MB
Memory
After rebate.
See bottom of page
for details.

NEW Apple Power Macs Now Up to 1.42GHz Dual G4!

1GHz G4

- L3 Cache – 1MB DDR SRAM
- 256MB DDR SDRAM
- 60GB Hard Drive
- Combo DVD-ROM/CD-RW
- NVIDIA GeForce4 MX with 64MB of DDR SDRAM

\$1494⁹⁸

#165458

1.25GHz Dual G4

- L3 Cache – 1MB DDR SRAM
- 256MB DDR SDRAM
- 80GB Hard Drive
- Combo DVD-ROM/CD-RW
- ATI Radeon 9000 Pro with 64MB of DDR SDRAM

\$1994⁹⁸

#165459

1.42GHz Dual G4

- L3 Cache – 2MB DDR SRAM
- 512MB DDR SDRAM
- 120GB Hard Drive
- SuperDrive DVD-R/CD-RW
- ATI Radeon 9000 Pro with 64MB of DDR SDRAM

\$2694⁹⁸

#165460

Apple Instant
Loan starting at only

\$33 per
month

#168151 AppleCare 3-Year Protection
Plan – Power Mac G4 \$249.99

Mac Zone Exclusives!

\$499⁹⁸*

#173489

\$100 Value!

Harman Kardon
iSub Subwoofer

*Refurbished. While supplies last.

FREE
up to 512MB
Memory

with purchase of select
Apple computer and
professional installation

See bottom of page for details

NEW Apple Displays!

PLUS, up to \$1500 PRICE DROPS!

#165461 NEW Apple 20" Cinema Display \$1299.98

	WAS	NOW	Price Drop
#165462 Apple 17" Studio Flat Panel	\$999.98	\$699.98	\$300.00
#147870 Apple 23" Cinema Display HD	\$3494.98	\$1999.98	\$1500.00

NEW Apple iMac G4

Just Announced!
NEW iMacs
up to 1GHz!

800MHz G4

- 15" TFT Display
- 256MB Memory
- 60GB UATA/66 Hard Drive
- 32X Combo DVD/CD-RW Drive
- 2 FireWire / 5 USB
- 32MB NVIDIA GeForce2 MX

\$1294⁹⁸

#165464

1GHz G4

- 17" Widescreen LCD
- 256MB Memory
- 80GB UATA/100 Hard Drive
- 4X SuperDrive DVD-R/CD-RW
- 2 FireWire / 5 USB
- 64MB NVIDIA GeForce4 MX

\$1794⁹⁸

#165465

NEW Apple Xserve RAID

*The best value in
external RAID storage
— just over \$4/gigabyte!*




#165470 720 Gigabytes \$5994.98
#165471 1.26 Terabytes \$7494.98
#165472 2.52 Terabytes \$10,994.98

Apple Instant
Loan starting at only **\$28** per
month

#168152 AppleCare 3-Year Protection
Plan – iMac G4 \$169.99

Thousands of Mac Products Available! Call or Visit Us at maczone.com



Professionals' image editor of choice
Adobe® Photoshop® 7

#141955

\$134⁹⁷

FREE 5-Pack CD-RW!



QuickBooks Pro 5.0 for Mac
\$129⁹⁸*

#159490

*After \$120 mfr. mail-in upgrade rebate. Offer good through 12/31/03.



The latest iApps!
iMovie 3, iPhoto 2,
iDVD 3, iTunes 3
iLife Suite

\$48⁹⁹

#169641

NEW LOW PRICE!



SmartDisk
DVD-R
5-Pack

\$9⁹⁹

#979262

Top Selling Database*

FileMaker Pro 6 – Upgrade**



\$137⁹⁹

#154725

*NPD Intellect 10/02. **Requires FM Pro 5.x. *Requires FM Pro 5.5v2/6.
#154723 FileMaker Pro 6 – Full Version \$269.98
#161375 FileMaker Mobile 2.1 (for Handhelds)* \$46.99



Less than
30¢ per disc
Fuji 24X
700MB CD-R
100-Pack

\$27⁹⁹

#141962



NEW! 54 Mbps Wireless
Performance – 5X faster
Apple AirPort
Extreme
Base Station

\$198⁹⁹

#169636



NEW! Stylish,
rugged and
high-resolution
Canon S400
Powershot 4MP
Digital Camera

\$499⁹⁹

#187007

FREE Memory Offer: Up to 512MB FREE memory with select Apple computers and professional \$40 installation purchase. 512MB memory offers require mail-in rebates. Allow up to one day for installation. Offer subject to change due to memory price volatility. Call for latest offers. Offer good while supplies last. Not valid with any other Mac Zone offers.

Order
by Phone

1-800-436-0606

Corporate bids welcome!

A NASDAQ[®] COMPANY Ticker Symbol: ZONS

Mention this source code
when you order and save!


Source Code
MW063

www.maczone.com



Now Shipping! 17" and Dual 1.42GHz P

FREE from MacMall!



up to 512MB RAM

FREE! (Up to a \$300 Instant Value!)

Available with purchase of select Apple® computer models.



MacMall Exclusive!

FREE MYOB FirstEdge!

With any Apple computer purchase. While supplies last. #638065



FREE Aladdin Spring Cleaning!

With any Apple computer purchase. While supplies last. #138770



FREE Total Training for Apple OS X!

With any purchase from MacMall. #139546



FREE USB Floppy Drive!

With select iMac or eMac purchase. See below for details. #117660



MacMall Exclusive! FREE Targus Carrying Case!

With any 12.1" PowerBook or iBook purchase. While supplies last. #780029

20GB Apple iPod!

with Protective Carrying Case

\$494!

#551634

Also for Windows!

Call for details.

10GB Apple iPod with Carrying Case

\$394!

#551632

12.1" PowerBook G4 Series

#116413 867MHz G4/12.1"/256MB Total/Combo **\$1,794!**

#116411 867MHz G4/12.1"/256MB Total/SuperDrive **\$1,994!**

Now Shipping! 17" widescreen 1GHz PowerBook G4!

The megawide screen is the first thing you'll notice about the world's first notebook computer with a 17" display. When open, it's vast.

This breathtaking display offers the same viewing area as a 19" CRT monitor. It supports a resolution of 1440 x 900 pixels—with room aplenty for all of your menus, toolbars and palettes.

Revolutionary design!

- ▶ 1GHz PowerPC G4 processor
- ▶ 512MB SDRAM ▶ 60GB hard drive
- ▶ SuperDrive (DVD-R/CD-RW)
- ▶ 17" widescreen active-matrix display
- ▶ NVIDIA GeForce4 440 Go
- ▶ Features a built-in Bluetooth 1.1 and built-in AirPort® Extreme Card
- ▶ Built-in Gigabit Ethernet networking
- ▶ Provides one FireWire® 400, one FireWire 800 and two USB ports

17" Display! Weighs only 4.6 lbs.!



NEW! 17" widescreen PowerBook G4 only

FREE 512MB Extra RAM!

\$3,294!

Apple PowerBook G4 Series

#766962 1GHz G4/15.2"/1GB Total/SuperDrive **Price Drop! \$2,794!**

#764348 867MHz G4/15.2"/768MB Total/Combo **\$2,294!**

#116409 1GHz G4/17"/1GB Total/SuperDrive **NEW! \$3,294!**

The most compact, full-featured Mac!

Sports a leading-edge design!

The 12.1" Apple PowerBook G4 is smaller than the iBook and even smaller than

the PowerBook Duo and yet it features a slot-loading SuperDrive with DVD-R capabilities or Combo drive.

- ▶ 867MHz PowerPC G4 processor
- ▶ 12.1" TFT XGA active-matrix display
- ▶ 256MB SDRAM ▶ 40GB hard disk drive
- ▶ Combo drive (DVD-ROM/CD-RW) or SuperDrive
- ▶ NVIDIA GeForce4 420 Go with 32MB of DDR SDRAM

- ▶ One FireWire 400 and two USB Ports
- ▶ Built-in Bluetooth
- ▶ AirPort Extreme ready
- ▶ Lithium-ion battery with up to 5 hours of battery life



Authorized Reseller

The compact 12.1" PowerBook G4 is the smallest portable that Apple has ever created!



New 12.1" Display! Weighs only 4.6 lbs.!

12.1" PowerBook G4 starting at FREE AirPort Extreme Card!

\$1,794!

Choose 132 at www.macworld.com/getinfo

www.macworld.com

PowerBook Power Macintosh!

Dual 1.42GHz

Apple Power Macintosh G4!

Dual 1.42GHz PowerPC G4, FireWire® 800, AirPort Extreme at 54Mbps and off the chart graphics!

Rips through digital video and 3D projects!

The new Power Mac® G4 combines rock solid engineering reflective of the full-throttle Xserve® architecture with new technologies for massively enhanced output and connectivity.

Built-to-order to fit any use!

You can fill the Apple Power Mac G4 with up to 2GB of high-speed DDR SDRAM, get it with a 4X SuperDrive that's twice as fast at burning DVDs, four internal hard drives up to 720GB, get unwired with an AirPort Extreme Card and add scorchingly fast graphics.

- Up to dual 1.42GHz PowerPC G4
- Up to 2MB DDR SDRAM per processor
- Up to 512MB PC2700 333MHz DDR SDRAM
- Up to 120GB Ultra ATA/100; 7200RPM

- SuperDrive (DVD-R/CD-RW) or Combo (DVD-ROM/CD-RW)

New! Power Mac G4 starting at

FREE 512MB Extra RAM!

\$1,994!

Speeds up to 1.42GHz!



Apple Power Macintosh Series

#131028	1GHz G4/768MB Total*/Combo	\$1,494*
#131033	1.25GHz DP G4/768MB Total*/Combo	\$1,994*
#131037	1.42GHz DP G4/1GB Total*/SuperDrive	\$2,694*

Cache advance:

Display and speakers sold separately.

The lightning fast processor speeds, of the Power Mac G4, get an additional boost with an advanced cache memory architecture that provides ultra fast, dedicated memory with massively enhanced throughput!

Apple iBook G3 Series

- Up to 800MHz PowerPC™ G3 processor
- Features screen sizes up to a 14.1"
- Up to 256MB of PC100 SDRAM
- Up to 30GB
- 24X CD-ROM or DVD-ROM/CD-RW Combo Drive
- 1 FireWire® 400 and 2 USB ports



iBook G3 starting at
FREE up to 384MB Extra RAM!

\$994!

Apple iBook Series

#764345	700MHz G3/12.1"/384MB Total*/CD-ROM	\$994*
#764346	800MHz G3/12.1"/384MB Total*/Combo	\$1,294*
#766964	800MHz G3/14.1"/640MB Total*/Combo	\$1,494*

Apple eMac G4 Series

- 700MHz or 800MHz PowerPC™ G4 processor
- Up to 256MB SDRAM
- Up to 60GB hard drive
- Combo drive (DVD-ROM/CD-RW) or SuperDrive™ (DVD-R/CD-RW)
- 2 FireWire 400 & 2 USB ports
- 56K modem
- 10/100BT Ethernet networking
- Mac OS X and Mac OS 9



eMac G4 starting at
FREE 256MB Extra RAM!

\$994!

Apple eMac G4 and iMac G3

#590884	700MHz eMac G4/384MB Total*/Combo	\$994*
#590886	800MHz eMac G4/512MB Total*/SuperDrive	\$1,294*

Apple iMac G4 Series

- 800MHz or 1GHz PowerPC™ G4 processor
- Up to 256MB of SDRAM
- Up to 80GB HD
- Combo drive (DVD-ROM/CD-RW) or SuperDrive™ (DVD-R/CD-RW)
- 2 FireWire 400 & 5 USB ports
- 17" viewable widescreen TFT active-matrix display



iMac G4 starting at
FREE 512MB Extra RAM!

\$1,294!

Apple iMac G4 Series

#134966	800MHz G4/15"/768MB Total*/Combo Drive	\$1,294*
#134978	1GHz G4/17"/768MB Total*/SuperDrive	\$1,794*

Go Wireless with

AirPort Extreme

AirPort Extreme Base Station with Modem

only \$249**

#114811

AirPort Extreme Base Station without Modem

only \$194** #114796

QuarkXPress 5.0

Produce the highest quality documents for print, Web and other media!

only **QUARK**

\$778⁹⁹

#965797



Adobe® Design Collection 6.0

with FREE Total Training for InDesign 2.0

only **\$999**

#136931



Shipping in May!

Adobe Acrobat 6.0 Professional

Makes it easier than ever for you to distribute, review and archive PDF files created from a variety of sources—including specialized software applications.

- Reliably exchange documents
- Streamline critical reviews
- Ensure high-quality printed output
- Protect intellectual properties

upgrade **\$108⁹⁹**

#145056

After \$20 MacMail exclusive rebate. Expires 5/31/03.



New from Apple!



Final Cut Pro 4

Delivers creative, professional and extensible tools for video and film editors working in any format or resolution without the drawbacks of expensive proprietary systems!

upg. **\$394** #149571

#149570 Final Cut Pro 4 (Full) **\$999**

hp laserjet 1200se Printer

1200dpi; 15ppm

only **\$349**

#958348

Call for details.



200GB d2 FireWire Hard Drive

7200RPM; 8MB buffer cache; 10ms average seek time

only **\$369**

#138841



Norton AntiVirus/QuickBooks Pro 5.0

Intuit® Bundle as low as **\$199⁹⁹**

#107382

After \$120 mfr. mail-in upg. rebate.



FREE RAM OFFER-**All models require an additional \$39.99 professional installation fee. RAM is free after \$49.95 MacMail mail-in rebate for iMac G4 models. Offer expires 6/20/03. *FREE MYOB FirstEdge-**Requires an additional \$9.95 shipping charge. While supplies last. *****Aladdin Spring Cleaning OFFER-**Requires an additional \$9.95 shipping charge. While supplies last. **†FREE AirPort Extreme Card OFFER-**Available on #116413 and #116411. An additional \$39.99 professional installation fee applies. **††Requires AirPort Extreme Ready System-**AirPort Extreme ready systems are those with mini-PCI support form factor. **†††FREE Total Training for Mac OS X-A** 4-hour training course for Mac OS X with any purchase from MacMail while supplies last. A \$12.99 s/h fee applies. ****FREE USB FLOPPY DRIVE-**USB Floppy Drive is FREE after redemption of \$49.95 MacMail mail-in rebate. Price before rebate is \$49.95. **††Targus Carrying Case OFFER-**Targus Carrying Case is FREE after redemption of \$29.95 MacMail mail-in rebate. Price before rebate is \$29.95. While supplies last.

Priority Code: ZMM03MWRD6

Call 1-800-MACMALL or visit macmall.com
(1-800-622-6255)

MacMall

June 2003 | MACWORLD | 107

You asked for it!

(Back by popular demand: Preorder until 05-15 and save BIG!)

Gallery 2010

20.1" LCD with MVA Premium technology!

- UXGA resolution of 1,600 by 1,200. Virtual workspace corresponds to a 23" CRT!
- 600:1 contrast ratio
- 250 nits brightness
- 15 ms pixel response
- 3 year warranty
- ADC or DVI
- Multiple Editors' Choice Awards



From
\$999*

FWD 2010-1



Gallery 1740

Color-accurate LCD

- 17.4" TFT (1,280 by 1,024)
- 400:1 contrast ratio
- 220 nits brightness
- 25 ms pixel response
- 3 year warranty
- ADC, DVI or VGA

From
\$499**

FWD 1740-1



Devideon superdrive

FireWire DVD-R/RW & CD-R/RW drive

- Formac DVD authoring software
- Burn up to 6 hours of video on one media
- 4-in-1 solution: Reads & Writes DVD-R/DVD-RW/CD-R/CD-RW
- Works with: OS9. OSX. G3. G4. PowerBook. iBook. iMac.

From
\$399

FWD 1496-2



Studio line

FireWire DV media converter

- Stereo TV Tuner: Schedule, record and watch TV
- Hardware CODEC: Record TV/video full screen, 30 fps, with digital audio quality
- I/O: RCA, S-Video, FireWire

From
\$289

FS 1041-0

Experience a new perspective. Go to www.formac.com. Or call us at 1.877.4Formac

Formac
EXPERIENCE A NEW PERSPECTIVE

Formac products are also available at MacMail, the Apple Store, ClubMac, MacConnection, J&R, B&H or at other Formac Certified Resellers (Please visit our website for a detailed list and locations). Call us for Education prices. All prices and product availability subject to change without notice. Specials and promotions may be limited to stock on hand. Not responsible for typographical errors. Prices do not include shipping costs or tax (if applicable).

*Product shown is Formac gallery 2010, Platinum line (FGD2010-1) for \$1,399. Preorder Formac gallery 2010 OX (FWD2010-1) until 05-15-03 and pay only \$999 (after \$150 cash rebate on MSRP of \$1,149). Promotion only available through Formac directly.

**Product shown is Formac gallery 1740, Platinum line (FGD1740-1) for \$699. Preorder Formac gallery 1740 OX ADC (FWD1740-1) until 5-15-03 and pay only \$499 (after \$100 cash rebate on MSRP of \$599). Promotion only available through Formac directly.

TM and © 2003, Formac Electronic, Inc. All rights reserved. All other trademarks are property of their respective owners.

Choose 189 at www.macworld.com/getinfo

The World's Largest Source for Digital Photo, Video & Computer Video

800-926-6372 • 212-444-6790

www.bandhp.com

B&H

PHOTO - VIDEO - PRO AUDIO

Sony DCR-TRV19/22/33

- 10x/120x Optical/Digital Zoom
- TRV22 • Digital Still Mode
- TRV33 • 1 M.P. Digital Still



Sony DCR-PC101

- 10x Optical Zoom
- 120x Digital Zoom
- Carl Zeiss Lens
- Digital Still Mode

\$999.95

Sharp VL-MC500U

- 10x Optical/300x Digital Zoom
- Digital Still Mode
- with SD/MMC Card

\$399.95



Sony DCR-PC120BT

- 10x Optical 120x Digital Zoom
- 1.55 Megapixel Digital Still
- Bluetooth wireless technology
- Built-in Pop-Up Flash

\$1199.95

Sony PVM-14L2

- 13" Best Production Monitor
- True multi-system monitor
- Composite, Component, S-Video
- Switchable 4:3 and 16:9 view
- Beam Current Feedback Circuit
- also available in 19" (PVM-20L2)



Sony DSR-25

- DVCAM Editing VCR
- 2" LCD Monitor
- AC/DC Powered
- iLink Firewire Interface
- NTSC-PAL switchable
- Wireless remote



Canon ZR60/65MC/70MC

- 18x Optical 360x Digital Zoom
- 65MC • Digital Still Mode
- 20x/400x Optical/Digital
- 70MC • 22x/440x Optical/Digital

Free! Pinnacle 8 Video Editing Software

Limited time Mfr. offer



Canon Optura 10/20

- 10X Optical 320X Digital
- 1.33 Megapixel CCD
- Digital Still images on card
- 2.5" LCD Monitor (10)/3.5" LCD Monitor (20)
- PCM Digital Stereo



Sony DCR-TRV950

- 3-CCD Camcorder
- 10x/150x Optical/Digital Zoom
- Digital Still w/Memory Stick

\$1,999.95



Sony GVD-1000

- Mini DV Video Walkman
- 4" LCD Screen
- Digital Still Mode with Memory Stick
- MPEG Movie Mode
- USB Streaming

Canon XL-1S

- 3 CCD Camcorder with XL Interchangeable lenses
- 16:1 optical zoom and image stabilizer
- Three digital audio modes
- Large color viewfinder

Panasonic AG-DVX100

- World's first 24P Mini-DV Camcorder
- 24 frame progressive scanned image
- 3.5" LCD monitor
- Complete with case

\$3,399.95



Limited Time Offer!
XL-1S
2 Year
Warranty

Canon Mail-in Rebate



Canon EOS 10D Digital SLR

- Interchangeable Canon EOS Lenses
- 6.3 MegaPixels
- TTL optical viewfinder
- Up to 3072 x 2048 pixel Recording Modes
- 1.8" LCD Monitor • CompactFlash Type I or II, memory cards
- Built-in flash, Hot Shoe & Flash Sync. • 30 to 1/4000 Speeds
- Auto or Manual Focus • Program or Bracketing, Manual
- ISO 100-3200 • Video Out
- USB, Serial Port



\$1,499.95

Nikon D-100 Digital SLR

- 6.1 Megapixels
- Auto or manual focus with Nikon AF or Nikon Ai-P lenses
- Resolution 3008x2000 pixels
- CompactFlash type I and II, Microdrive memory cards
- Single, continuous shooting
- ISO 200-1600 sensitivity
- Hot-Shoe/sync for ext. flash
- Built-in pop-up flash

\$1,699.95

Nikon

TOTAL IMAGING SYSTEM DEALER



Munsie EZ Color 2 Kit

Color Calibration software with Sensor

\$399.95



Nik Sharpener Pro

Complete Collection of the award-winning software for sharpening digital images

\$279.95



ADOBE Photoshop 7

\$599.95



ColorVision Spyder

with OptiCAL

\$299.95



Nikon CoolPix 5700

• 5 Megapixels • CF I&II & 8X Zoom • 2560 x 1920 Res.



Nikon Super CoolScan 4000ED

• 35mm/APS Scanner • 2900 dpi Optical • Nikkor ED Lens



Minolta DiMAGE 7Hi

• 5 Megapixels • CF I & II • 2560 x 1920 Resolution



Fujifilm FinePix S602

• 3.1 Megapixels • CF I&II & Smart Media • 2048 x 1536 Res.



Epson Stylus Photo 2200

• 2880 x 1440 dpi • 13 x 44" Max Print **\$699.95**



Olympus C-5050 Zoom

• 5 Megapixels • CF I&II, xD & SmartMedia • 2560 x 1920 Res.



Sony Cyber Shot DSC-F717

• 5 Megapixels • Memory Stick • 2560 x 1920 Resolution • Carl Zeiss Zoom Lens



Canon i950 Photo Printer

• 4800 x 1200 dpi • 8.5 x 11" Max Print **\$239.95**



Kodak DCS-14N

• 13.7 Megapixels • CF II, MMC & xD • 4536 x 3024 Res.



Canon PowerShot G3

• 4 Megapixels • CompactFlash I & II • 2272 x 1704 Resolution • 4x Optical, 3.6 Digital Zoom



Panasonic AG-EZ50

• 3-CCD Palm sized • SD Card **\$1,199.95**



Panasonic AG-EZ50

• 3-CCD Palm sized • SD Card **\$1,199.95**

B&H

PHOTO - VIDEO - PRO AUDIO

The World's Largest Source for Digital Photo, Video & Computer Video

420 Ninth Avenue
(corner 34th Street) New York, N.Y. 10001

Store & Mail Order Hours
Sunday 10-5 • Monday - Thursday 9-7
Friday 9-2 • Saturday Closed



Authorized Reseller

**FREE! Double
your Memory**

Dual PowerPC G4 Systems Includes:

Powerful new features and options

- PowerPC G4 Processors up to Dual 1.42GHz
- SuperDrives are up to 4X DVD recording
- Dual-display AGP 4X graphics ATI or NVIDIA
- Up to 2 GB DDR SDRAM • Bluetooth & Airport Extreme ready
- 2-Firewire 400, 1 Firewire 800 & 4 USB Ports • 5 Expansion Slots

Fast • 1GHz PowerPC G4, 1MB L3 cache/processor,
256MB DDR SDRAM, 60GB Ultra ATA 100 drive, Combo drive
(DVD/CD-RW), NVIDIA GeForce4 MX,
56K internal modem **1,449.00**

Faster • as above but w/Dual 1.25GHz PowerPC G4,
80GB drive, Combo drive (DVD/CD-RW),
ATI Radeon 9000 Pro **1,999.00**

Fastest • as above w/Dual 1.42GHz PowerPC G4, 2MB L3 cache,
512MB SDRAM, 120GB Ultra ATA 100 drive,
SuperDrive (DVD-R/CD-RW) **2,699.00**



PowerBook G4 Titanium Includes:

15" G4 Titanium PowerBook / 867MHz / 256MB SDRAM
40GB Drive and ComboDrive DVD-Rom/CD-RW **2,299.00**

15" 1GHz PowerBook G4 512mb, 60GB Drive,
DVD-R/CD-RW, 64MB video memory, Airport . **2,699.00**

17" PowerBook 1GHz / 512MB SDRAM, 60GB Drive,
SuperDrive, NVIDIA GeForce4 440 Go, **3,199.00**

Complete Digital Video Editing Turnkey Systems

Final Cut Pro
Editing Systems



New Software from Apple!

Final Cut Pro 4.0 \$899.95

Upgrade to Version 4.0 \$379.95

Final Cut Pro Express \$289.95

DVD Studio Pro 2.0 \$479.95

Basic Final Cut Pro Editing System Includes:

- Power Mac G4/1GHz Computer
- Final Cut Pro ver. 4.0 editing software
- Total of 256MB of memory
- 60GB System Drive • 120GB of ATA/100 storage
- CD-RW rewritable CD writer • Final Cut Training Disk
- Mitsubishi Diamond Pro 930 19" Monitor
- Apple Care-three year warranty
- Complete System integration & testing **\$3,399.95**

Upgrade to • 512MB memory • 240GB Storage Drive
• 2nd Mitsubishi diamond Pro 930
19" Monitor • Boris Graffiti and
Custom Keyboard Keyboard **Add \$1,300**



Analog DVD Authoring System Includes:

- Power Mac G4 with Dual 1.25GHz
- 80GB Hard Drive • 1GB memory
- DVD-R/CD-RW SuperDrive
- 240GB (2x120) of IBM ATA/100 storage
- **Matrox RTMac Realtime Capture Card**
- Final Cut Pro 4.0 Professional Editing Software
- Apple DVD Studio Pro DVD authoring software
- 2 Mitsubishi Diamond Pro 930 19" Monitors
- Sonnet Tempo Raid Controller
- Artel Boris FX 6.0 Software • Post-Op iMedia Keyboard
- Artel Boris Graffiti Character Generator Software
- Final Cut Pro Tutorial CD
- Apple Care-three year warranty **\$6,799.95**



PowerBook 1GHz Editing Systems

- 1 GHz Processor,
- 60GB Hard Drive.
- 15.2" Wide-Screen TFT LCD Display
- DVD-R/CD-RW SuperDrive • Total 512B memory
- 64MB DCR Video Memory • Microsoft Office
- **Final Cut Pro 4.0 Editing Software**
- LaCie 120GB External FireWire Drive
- Boris Graffiti Character Generator • Carry Case **\$4,699.95**

17" Wide DVD Edit System

- Same as above plus 17" Wide-Screen TFT LCD
- Total 1GB memory • **Apple DVD Studio Pro**
- Boris FX software **Add \$1300**



Uncompressed System Includes:

- G4 w/Dual 1.42GHz Processors,
- 120GB Hard Drive • Total 1GB memory
- DVD-R/CD-RW SuperDrive • ATTO Express PCI Dual SCSI
Controller • RoukeData 144GB (4x36) Removeable 10k Dual
Channel Array • Final Cut Pro 4.0 Editing Software
- **Pinnacle CineWave RT Uncompressed Capture Card**
- Sony PVM 14NGU NTSC Monitor
- 2 Mitsubishi Diamond Pro 930 19" Monitors
- Post-Op iMedia Keyboard • Apple Care-three year warranty
- Choice of Digital (SDI) or Analog Breakout Box

**Upgrade to
CineWave Pro RT \$999**
(\$2199 value)



SDI Editing System Includes:

- G4 w/Dual 1.42GHz Processors,
- 120GB Hard Drive.
- Total 1GB memory
- DVD-R/CD-RW SuperDrive
- ATTO Express PCI Dual SCSI Controller
- RoukeData 144GB (4x36) Removeable 10k Dual Channel Array
- **Choice of: AJA Kona 10-bit Capture Card
OR - Digital Voodoo D1 64RT 10-Bit Card**
- Sony PVM 14NGU NTSC Monitor
- Final Cut Pro 4.0 Professional Editing Software
- 2 Mitsubishi Diamond Pro 930 19" Monitors
- Post-Op iMedia Keyboard
- Apple Care-three year warranty **\$10,995.00**



**Matrox RTMac
Realtime
for OS X**

\$599.95

**Igniter Lite
Igniter
Component**

**\$999.95
\$2,999.95**

**Igniter RT
RT Component
RT SDI**

**\$1,899.95
\$3,799.95
\$3,499.95**

**Digital Voodoo D1 64RT
SDI 10 Bit Card for
Final-Cut**

\$2,995.00

**AJA Kona SD
10 bit card
for OS-X**

\$2,795.00

**Upgrade to Pinnacle
CineWave RT \$2,699.95**
**Pinnacle
RT Option \$999.95**

**Formac Studio - Analog to
DV Converter \$289.95**
with Tuner \$379.95

**Canopus- Analog to
Digital-Video Converters**
ADVC-100 \$289.95
ADVC-500 \$1499.95

**ProMAX - DA-MAX+
10 Bit Multi-Format
Converter \$1699.95**

**Shuttle
Pro**
**Multimedia
Controller Device \$99.95**

**Post-Op EZ Keyboard
for Final Cut \$119.95**

**upgrade to
Cleaner \$399.95**
**Combustion 2
3D Software \$899.95**

After Effects 5.5 \$679.95
AE Production Bundle \$1,599
AE Product. w/Photoshop \$1,999

**Upgrade to
Pinnacle
Commotion
DV \$299.95**
Pro Editon \$599.95

Boris FX \$199.95
Boris Graffiti \$199.95

800-926-6372 • 212-444-6790

www.bandhp.com

We Ship Worldwide

B&H
PHOTO - VIDEO - PRO AUDIO

Apple
iBook



- 12.1" TFT Display, 700 MHz / 128MB SDRAM, 20GB Hard Drive and CD Player **999.00**
- iBook 12.1" / 800 MHz / 128MB SDRAM, 30GB Hard Drive / Combo DVD ROM/CD-RW writer **1,299.00**
- iBook 14.1" TFT Display, 800 MHz 256MB SDRAM, 30GB Drive / Combo DVD/CD-RW Drive **1,499.00**

Apple iPod

- Compact MP3 Players
- For Mac or Windows

10GB iPod

- 10GB Hard Drive (2,000 songs)
- 10 Hour battery with Remote **\$389.95**

20GB iPod

- 20GB Drive (4,000 songs) battery, with Remote **\$489.95**



iMac

G4 1GHz

17" Monitor

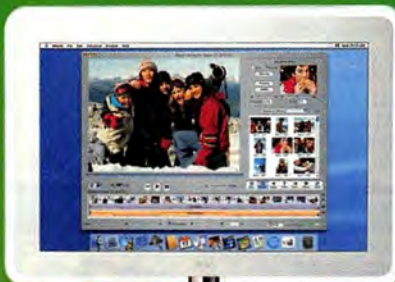
80GB Drive

Superdrive

DVD-R/

CD-RW

\$1794



NEW!

Avid Mojo

\$1495

Portable digital nonlinear accelerator, with true real-time media processing solution for notebook computers, capable of delivering true real-time effects and simultaneous DV and analog output with Avid Xpress Pro and Avid NewsCutter XP systems.

- Editing features like 24 video and audio tracks with unlimited layering, use 2D & 3D OpenGL-based video effects,
- Edit DV or with the 15:1s offline resolution with real-time transcoding and timeline mixing

Avid
Xpress Pro

\$1495



Avid Xpress DV
v.3.5

\$899.95

Xpress DV v.3.5 Power Pack

Includes Stabilize Effects AVX,
DVDIt! SE, DV FilmScribe,
Boris FX and Graffiti **\$1,199.95**

Power Mac G4 Dual (1.42GHz) Xpress DV Editing system

- Apple Power Mac G4 with Dual 1.42GHz Processors
- 120GB System Drive • Avid Xpress DV v.3.5 Power Pack
- 240GB (2x120) of ATA/100 storage
- Sonnet Raid 133 Controller Card
- Total of 1GB of memory • Post-Op EZ Keyboard
- SuperDrive DVD/CD-RW
- Artel Motion Graphics Pack with Boris Red, FX, Graffiti Pro and Continuum
- 23" Wide HD Cinema Display
- Complete System integration & testing
- AppleCare-Three year warranty **\$8,499.95**



Power Mac G4 1GHz Xpress DV Editing System

- Apple Power Mac G4/1GHz Computer
- Avid Xpress DV v.3.5 editing software
- 512MB of memory • 60GB System Drive
- 120GB of ATA/100 storage
- Combo Drive DVD/CD-RW CD writer
- AppleCare-Three year warranty
- Complete System integration & testing

\$3,199.95

Upgrade above system to: • Apple Power Mac G4
Dual 1.25GHz and 120GB System Drive
• 1GB Memory • SuperDrive DVD/CD-RW Add **\$1100**



PowerBook G4 Portable Xpress DV Editing system

- Apple PowerBook G4 with 1GHz Processor
- 15.2" Wide Screen TFT LCD Monitor
- 60GB System Drive • SuperDrive DVD/CD-RW writer
- 512MB Memory • Microsoft Office X
- Lacie Firewire 120GB Ext. Drive • Computer Case
- Boris Graffiti Character Generator software
- Avid Xpress DV v.3.5 editing software
- AppleCare-Three year warranty
- Same system with PowerBook G4 with 17" Wide TFT Screen Add **\$500**



Avid Xpress DV Editing Systems



Apple Keynote
Presentations **\$94.95**



Apple iLife **\$48.95**



nVIDIA GeForce 4
Titanium
Graphics Card **\$399.95**



Sony GDM-C520K 21"
Color Reference
System **\$1,699.95**



ViewSonic VP2290b
9 MegaPixel
Wide Screen LCD **\$7,499.00**



WACOM
Cintiq 18sx
18.1" LCD
Interactive
Pen Display **\$3,499.95**
15" Display **\$1,899.95**



Elastic Gasket
AE Plug-ins on
Avid Xpress DV **\$249.95**



Automatic Duck
Final Cut & AVX into
AE (DV Mac) **\$294.95**



LaCie
Firewire Drives
80GB 7200 rpm 219.95
120GB 7200 rpm 249.95
200GB 7200 rpm 379.95
250GB 5400 rpm 449.95
400GB 7200 rpm 769.95
500GB 5400 rpm 869.95



ACOM
Combination Firewire
& USB Hard Drives
120gb 7200rpm **\$224.95**



Apple
Monitors
17" Studio Display **\$699.95**
20" Cinema Display **\$1,299.95**
23" Cinema HD **\$1,969.95**



Primera
Brave
25 Disc
CD DVD
Dupliator
w/CD Burner
\$1,499.95
\$2,199.95



LaCie Firewire External
DVD-R/RW /CD-RW
Writer **\$369.95**



Firewire
6-Port Hub/Repeater **\$69.95**
USB 4-Port Hub **\$29.95**
USB 7-Port Hub **\$49.95**



Adaptec
SCSI
Cards
29160
Single Channel **\$349.95**
39160
Dual Channel **\$419.95**



Digital Cameras

Fuji FinePix S2 Pro Digital SLR Camera Body

- 6.17 megapixels sensor array
- Super CCD •External flash support
- Continuous shooting-2 fps, up to 7 frames
- Dual slots for SmartMedia/IBM Microdrive
- CCD-RAW, JPEG, TIFF-RGB & TIFF-YC modes
- Voice memo audio recording
- FireWire IEEE1394 & USB 1.1
- Works with Nikon F mount lenses
- Batteries, cables, body cap, strap & software

\$2199.99

(FUJI FINEPIXS2)

Nikon D100 Digital SLR Camera Body

- 6.1 megapixels for 3008 x 2000 pixel images
- 5-area AF
- 3D Digital Matrix Image Control
- 1.8" LCD
- Accepts CF/ Microdrive
- & D-type/G-type AF Nikkor lenses...

(NKN D100) **\$1699.99**

Digital Camcorders

Sony DCR-VX2000 3-CCD MiniDV Digital Camcorder

- 3 progressive scan advanced HAD™ CCDs (1/3" 380,000 pixels each)
- Up to 530 line of horizontal resolution
- Memory Stick
- VGA 640 x 480 still image res
- 12x optical/48x digital zoom
- Super SteadyShot™
- 16:9 widescreen recording
- i.LINK™ (IEEE 1394) DV interface
- 2.5" SwivelScreen™ LCD
- Color viewfinder

\$2399.99

(SON DCRVX2000)

Canon XL1S 3CCD Mini DV Digital Video Camcorder

- 16x-opt./32x-dig. zoom lens
- Interchangeable lens system (XL mount)
- Color viewfinder
- 3 shooting modes
- Programmed AE
- Rechargeable battery...

(CAN XL1S) **\$3549.99**

MP3 Players

Archos Jukebox 5000

- Portable MP3 Player & USB 56B Hard Disk
- Enjoy over 80 hours of CD-quality music
- 5GB hard disk stores over 125 CDs + personal files
- USB 1.1
- Up to 10 hr. play with 4 NiMH batteries (included)
- 2MB memory buffer
- Backlit LCD
- Includes MusicMatch™ software, remote, universal AC adapter/charger, cassette adapter, headphones & DC car power adapter
- For PC/Mac

\$149.99

(AHS 500300)

- Rio S10 Digital Music Player** •Plays MP3/WMA files •64MB memory-up to 2 hours of music •Clock/stopwatch •Earphones, carry case, USB cable & PC/Mac software...

(DIA 90260384) **\$99.99 - \$20 Mail-In Rebate Thru 6/30/03 = \$79.99**

PNY Memory Cards

128MB CompactFlash™

\$49.99 (PNY PCF128RF)

128MB SmartMedia™

\$49.99 (PNY PSF128RF)



128MB Secure Digital


\$59.99 (PNY PSD128RF)

256MB CompactFlash™

\$69.99 (PNY PCF256RF)

Additional \$20 Mail-In rebate available*

800-221-8180



www.JandR.com

Boasting 5,000 sq feet of Apple products & solutions!

Apple Store on 4

Apple's resident specialist at J&R can answer all of your technical questions.

Authorized Apple Repair Center!

Please visit the Apple store at www.JandR.com for a schedule of upcoming events and free seminars.

Apple® Macintosh® Computers

Apple® PowerBook® G4/867 256/40GB/Combo

- 12.1" TFT XGA •867MHz PowerPC™ G4 processor
- 256MB SDRAM, expandable to 1GB •40GB HD
- DVD-ROM/CD-RW combo •NVIDIA GeForce4 420 Go graphics with 32MB DDR SDRAM
- Built-in stereo speakers •56K max. v.92 modem
- 10/100BASE-T Ethernet •AirPort™ Extreme-ready
- Built-in Bluetooth •VGA/S-video out •Li-Ion battery
- Mac OS X v10.2 Jaguar •Software library, including: iPhoto™, iMovie™, iTunes™ & more

\$1799.99

(APP MB760LL/A)

AppleCare® 3-Year Extended Service Protection Plan For PowerBook® Computers... (APP MB853LL/A) **\$349.99**

©2002 Apple Computer, Inc. All rights reserved. Apple, Apple logo, Macintosh, Power Macintosh & iMac are registered trademarks of Apple Computer, Inc. All other trademarks are the property of their respective owners. All Apple products designed to be accessible to individuals with disabilities. Prices & promotions may not be combined with any other prices & promotions. Offers good while supplies last. PowerPC & the PowerPC logo are trademarks of International Business Machines Corporation used under license therefrom.

Apple® Protection Plans

3-Year Extended Service Protection Plan For PowerMac™ Computers

\$249.99 (APP MB850LL/A)

For iMac™/eMac™ Computers

\$169.99 (APP MB851LL/A)

For iBook® Computers

\$249.99 (APP MB852LL/A)

For PowerBook® Computers

\$349.99 (APP MB853LL/A)

Palm® Handheld

Palm® m130 Color Handheld w/Software Pack

- Palm OS™ v4.0 •8MB RAM •USB cradle •Li-Ion battery
- Palm expansion card slot for MultiMedia cards & SD expansion cards
- Palm Mobile Connectivity software
- Software: Mobile Money 2003, Quick ID, eDiet Manager & FilePoint •PC/Mac

\$199.99

(PLN P80704USPRD)

BONUS: Diet/Nutrition Software!

Apple® Software

Apple® Final Cut Pro® 4

- Emmy-award winning new & enhanced customizable video editing tools for the post-production industry
- Mac OS® 10.2 CD

Final Cut Pro® 4 Full

\$994.99 (APP FCP4)

Final Cut Pro® 4 Upgrade From Final Cut Express

\$694.99 (APP FCP4U/X)

Final Cut Pro® 4 Version Upgrade

\$394.99 (APP FCP4U)

Printer

EPSON Stylus® Photo 2200

- Color Ink Jet Printer
- 7-color UltraChrome™ inks
- Up to 2880 x 1440 dpi
- EPSON
- Max. print: 13" x 44"
- Roll paper holder/auto cutter
- Parallel/FireWire® (IEEE 1394)/USB
- For Windows/Mac

\$699.99

(EPS C11C387011)

LaCie Hard Drives

LaCie 300S09

60GB External FireWire® Hard Drive

- 7200 rpm rotational speed
- 2MB buffer
- Ideal for professionals and home users, and for various applications such as databases, desktop publishing, digital content creation and digital audio/video
- FireWire® interface
- For PC/Macintosh

\$179.99

(LAC 300S09)

80GB External FireWire® HD ... (LAC 300S10) **\$199.99**

120GB External FireWire® HD ... (LAC 300S11) **\$249.99**

200GB External FireWire® HD ... (LAC 300S65) **\$379.99**

LaCie Multimedia Drives

LaCie 300S66

External FireWire® 52x24x52x

CD-RW Drive

- Max.: 52x-write/24x-rewrite/52x-read
- 2MB buffer
- Slim d2 design allows stacking of drives
- FireWire® (IEEE 1394/LiNK™ interface)
- Includes LaCie Recording utilities & FireWire® cable
- For PC/Mac

\$159.99

(LAC 300S66)

300S99 External FireWire® d2 DVD-RW/CD-RW Drive

- Max.: 4x-write/2x-rewrite/12x-read DVD; 16x-write/8x-rewrite/32x-read
- Mac software
- FireWire® cable (LAC 300S99)

\$379.99

300S68 External FireWire® DVD-R/RAM/RW & CD-RW Multi Drive

- Max.: 2x-write/1x-rewrite/12x-read DVD; 12x-write/8x-rewrite/32x-read CD...

(LAC 300S68) **\$389.99**

Monitors

Formac Gallery 2010

20.1" TFT LCD Flat-Panel Digital Display (ADC/DVI)

- 1600 x 1200 max. resolution
- 24-bit MVA premium active-matrix technology
- 16.7 million colors
- 170°-horizontal/170°-vertical viewing angle
- True digital interface: ADC- for Apple® Power Mac™ G4/DVI- for Mac & PCs without ADC connector
- Ultrafast pixel response
- 500:1 contrast ratio •0.255 pixel pitch •250 cd/m2 brightness

\$1399.99

(FMC FGD2010-1)

Sony GDM-CS20K 21" ARTISAN® FD Trinitron® CRT Monitor

- 19.8" VIS •Visually flat screen •2048 x 1536 max. res.
- 0.24mm grille pitch •PC/Mac...

(SONY GDM-CS20K) **\$1699.99**

Scanners

EPSON Perfection™ 3200 PRO

Flatbed Color Scanner

- 1-step photo restoration, with Digital ICE from Applied Science Fiction, which corrects most scratches & cracks
- 4800 x 2400 max. optical resolution, 65,535 interpolated
- Integrated 4" x 5" transparency adapter
- Built-in FilmView LightLid functions as light box
- 5 Smart-Touch buttons
- 8.5" x 11.7" scan area
- USB 2.0/FireWire®
- Includes software bundle
- For Windows/Mac

\$599.99

(EPS 3200PRO)

Microtek ScanMaker® 6800 48-Bit Flatbed Color Scanner

- 1-step photo restoration, with ASF Digital ICE
- 4800 x 2400 max. res.
- 4" x 5" transparency adapter
- FilmView LightLid
- USB 2.0/FireWire®
- For Windows/Mac...

(MTK SCANMK6800) **\$389.99**

Call To Order Toll Free & Receive Our Free Catalogue:

7 Days
Anywhere
In The USA

800-221-8180

Park Row • New York, NY 10038 • Fax: 800-232-4432

♦ FREE GROUND SHIPPING on items with this symbol, within Continental USA

Not responsible for typographical or pictorial errors. Merchandise is brand-new, factory-fresh & 100% guaranteed! ♦ Except where noted! Some quantities may be limited

Choose 57 at www.macworld.com/getinfo



All Major Credit Cards Accepted
Overnight Delivery Available!

Order Code: MWM 0603

(Prices Effective Thru 06/15/2003)

Broadway Photo

2922 Ave. L, Brooklyn, NY 11210

Customer Service: 718-338-3028
Local & International: 718-338-1800
24 Hour Fax Hotline: 718-338-3029
Email: info@bwayphoto.com



- 21 Day Satisfaction
- Next Day Air Available
- Worldwide Shipping
- No Surcharge on Credit Cards
- Government & School PO's Accepted

We specialize
in Overnight Delivery.
Place Your Order by 7:00 PM EST
and Receive Your Order by
the Next Business Day!
For an Additional
\$29.95

1-800-361-3436

Store Hours: Mon-Thurs: 9am-10pm • Friday: 9am-4pm • Sunday: 10am-7pm

Visit our website at: www.bwayphoto.com

DIGITAL CAMERAS

NIKON Coolpix 4300 **NEW!**
• 4.0 MegaPixels
• 3x Opt. Zoom/Digital Zoom
• USB

\$329⁹⁹

NEW! Coolpix 2100 **CALL**

NIKON Coolpix 5700
• 5.24 MegaPixels CCD
• 4x Optical Zoom
• 2/3" CCD

\$799⁹⁹

NIKON D1X
• 5.47 MegaPixels
• SLR Type Dig. Cam
• Uses Nikon
AF-D/1 S Lenses

\$2899⁹⁹

OLYMPUS C-5050 **NEW!**
• 3.34 Million Pixels
• 10x Digital Zoom
• 5x Optical Zoom

\$579⁹⁹

SONY DSC-F717
• 5.24 MegaPixels
• 2x Digital Zoom
• 5x Optical Zoom
• 2/3" CCD

\$639⁹⁹

NEW! DSC-F77 **\$389.99**

CANON 100 **NEW!**
• 6.30 MegaPixel CCD
• 10x Optical Zoom
• CMOS Sensor

CALL

CANON PowerShot G3 **NEW!**
• 4.0 MegaPixels
• 4x Optical Zoom
• 1.8" LCD Screen

\$509⁹⁹

NEW! A60/A70/A300 **CALL**

FUJI FinePix S602
• 6.0 MegaPixels
• 6x Optical Zoom
• 1.8" LCD

\$489⁹⁹

NEW! F601 **\$349.99**

Finepix 3500 **\$289.99**

MINOLTA Dimage 7i
• 5.24 MegaPixels
• 7x Optical Zoom
• Direct Manual Focus

\$689⁹⁹

Dimage F100 **\$339.99**

NEW! Dimage F300 **\$409.99**

NIKON Coolpix 4500
• 4.0 MegaPixel CCD
• 4x Dig./4x Opt. Zoom
• 1.5" LCD

\$449⁹⁹

NEW! Coolpix 3100 **CALL**

NIKON D100
• 6.1 MegaPixels
• 1.8" LCD Screen
• USB

\$1449⁹⁹

OLYMPUS C-4000
• 4.1 MegaPixels
• 3x Digital Zoom
• 3x Optical Zoom

\$329⁹⁹

OLYMPUS C730 **NEW!**
• 3.2 MegaPixels
• 10x Opt./3x Dig. Zoom

\$419⁹⁹

NEW! C-740 **\$405.99**

NEW! C-750 **\$485.99**

SONY DSC-P9
• 4.0 MegaPixels
• 3x Opt./2x Dig.
• 1.5" LCD

\$409⁹⁹

DSC-P7 **\$319.99**

DSC-P71 **\$289.99**

DSC-P9 **CALL**

DSC-P10 **CALL**

CANON EOS D60
• 6.52 MegaPixels
• 3072x2048 Resolution
• 1.8" LCD Screen

\$1699⁹⁹

NEW! 10D **CALL**

CANON PowerShot Z30
• 3.0 MegaPixels
• 2x Optical Zoom
• 3.2x Digital Zoom

\$329⁹⁹

S330 **\$279.99**

NEW! S400 **CALL**

FUJI FinePix S2
• 3024x2016
Resolution
• USB

\$1599⁹⁹

NEW! Finepix F700 **\$475.99**

NEW! Finepix A303 **\$235.99**

MINOLTA Dimage XI **NEW!**
• 3.2 MegaPixels
• 3x Optical Zoom
• 4x Optical Zoom

\$339⁹⁹

NEW! Dimage XT **\$339.99**

NIKON Coolpix 5000
• 5.24 MegaPixels
• 2/3" CCD Screen
• USB

\$579⁹⁹

OLYMPUS E-20
• 5.24 MegaPixels
• 2/3" CCD Screen
• USB

\$949⁹⁹

E-10 **\$739.99**

OLYMPUS C-50 **NEW!**
• 5.0 MegaPixels
• 3x Optical Zoom
• 4x Digital Zoom

\$429⁹⁹

NEW! Stylus 300 Digital **\$289.99**

NEW! Stylus 400 Digital **CALL**

SONY Mavica CD-400 **NEW!**
• 4.0 MegaPixels
• 2.5" LCD Screen
• 1/1.8" CCD

\$509⁹⁹

CD250 **CALL**

NEW! CD350/500 **CALL**

SONY DSC-S85
• 1/1000s Max
Shutter
• 2272x1704 Res.
• 1/1.8" CCD

\$399⁹⁹

NEW! DSC-P32/S2/72 **CALL**

CANON EOS 10S **NEW!**
• 11MegaPixels
• 2.0" LCD
Screen
• IEEE 1394

\$6499⁹⁹

1D **\$3049.99**

CANON PowerShot S45
• 4.1 MegaPixels
• 3x Optical Zoom
• 3.6x Digital Zoom

\$409⁹⁹

S30 **CALL**

NEW! S50 **CALL**

MINOLTA Dimage 7Hi
• 6.52 MegaPixels
• 7x Optical Zoom
• 1.8" LCD

\$849⁹⁹

NEW! Dimage S414 **\$289.99**

SIGMA SD-9 **NEW!**
• 1.8" LCD Screen
• IEEE 1394
• USB

\$949⁹⁹

DIGITAL VIDEO

CANON GL-2
• IEEE 1394
• 20x Optical Zoom
• 100x Digital Zoom
• 2.5" LCD Screen

\$1849⁹⁹

JVC GY-DV300 **NEW!**
• 14x Optical Zoom
• 1/3" CCD
• 440,000 MegaPixels

\$2049⁹⁹

GY-DV500 **\$2999.99**

NEW! GY-DV5000 **\$3899.99**

GR-DVM96 **\$679.99**

GR-DVP7 **\$749.99**

NEW! GR-DVP9 **CALL**

SR-VS20 **\$899.99**

NEW! SR-VS30 **\$899.99**

NEW! HR-DVS3 **\$709.99**

SONY DCR-VX2000
• 3-CCD Progressive Scan
• 12x Opt./48x Dig. Zoom
• 2.5" LCD Screen

\$1899⁹⁹

GVD1000 **\$949.99**

GVD800 **\$609.99**

SONY DCR-PC120BT
• Mini DV Format
• Smallest DV Camera
• 2.5" LCD Screen
• BLUETOOTH

\$1049⁹⁹

Special! DCR-PC101 **\$869.99**

CANON OPTURA 200MC **NEW!**
• 2.5" LCD Screen
• IEEE 1394
• 10x Optical Zoom
• 200x Digital Zoom

\$849⁹⁹

NEW! Optura 10 **\$699.99**

NEW! Optura 20 **\$799.99**

NEW! Elura 40 MC **\$679.99**

NEW! ES8600 **\$249.99**

JVC GR-DV3000 **NEW!**
• 3.5" Color LCD
• 1/32" CCD
• USB
• 10x Opt. Zoom

\$819⁹⁹

NEW! GR-DV4000 **CALL**

NEW! GR-D30 **\$329.99**

NEW! GR-D70 **\$389.99**

NEW! GR-D90 **\$449.99**

NEW! GR-DX75 **CALL**

NEW! GR-DX300 **CALL**

NEW! GR-DV500/800 **CALL**

GR-DV820 **\$539.99**

NEW! GR-DVL920 **\$569.99**

SONY DCR-PD150
• 2.5" Swivel
Screen
• 12x Opt./48x Dig. Zoom
• 3-CCD Imaging
• Still Photo

\$2499⁹⁹

NEW! DSR-PDX10 **\$1999.99**

PANASONIC PV-DV953 **NEW!**
• USB
• 3.5" LCD Screen
• 700x Digital Zoom
• 10x Optical Zoom

CALL

NEW! PV-G550 **\$629.99**

NEW! PV-G570 **CALL**

NEW! PV-DV53 **\$349.99**

NEW! PV-DV73 **\$609.99**

NEW! PV-DV103 **\$389.99**

NEW! PV-DV203 **\$459.99**

PV-DV702 **\$609.99**

PV-DV852 **\$849.99**

Special! PV-VM202 **\$909.99**

CANON XL-1S
• 3 CCD
• 7" Color LCD

\$2899⁹⁹

NEW! ZR-60 **\$389.99**

NEW! ZR-65 MC **\$449.99**

NEW! ZR-70 MC **\$499.99**

SONY DCR-TRV950 **NEW!**
• 12x Optical Zoom
• 150x Digital Zoom
• 3.5" LCD

\$1449⁹⁹

DCR-TRV740 **\$529.99**

DCR-TRV840 **\$609.99**

NEW! DCR-TRV250 **\$379.99**

NEW! DCR-TRV350 **\$409.99**

SONY DCR-IP-220 BT **NEW!**
• 10x Optical Zoom
• BLUETOOTH
• 2.5" LCD
• 2.11 Mega Pixels

\$1249⁹⁹

NEW! DCR-IP55 **\$949.99**

DCR-IP5 **\$769.99**

NEW! DCR-TRV19 **\$509.99**

NEW! DCR-TRV22 **\$549.99**

NEW! DCR-TRV33 **\$629.99**

NEW! DCR-TRV38 **\$679.99**

NEW! DCR-TRV39 **\$749.99**

NEW! DCR-TRV70 **\$959.99**

NEW! DCR-TRV80 **\$1099.99**

PANASONIC AG-DVX100
• 3-CCD Imaging
• Super VHS
• 12x Optical Zoom
• IEEE-1394

\$2799⁹⁹

AG-DV1000 **\$829.99**

AG-DV2000 **\$1779.99**

AG DVC200 **\$3499.99**

PV-DC152 **\$449.99**

PV-DC252 **\$569.99**

PV-DC352 **\$929.99**

NEW! AG-EZ50 **\$1049.99**

NEW! PV-VDRM30 **CALL**

SCANNERS

CANON FS4000
• 5888 x 4000 pixels
• 4000 DPI Optical Resolution
• USB

\$649⁹⁹

NIKON LS40
• 2870 Pixel
Mono-chrome
Linear CCD
• 2900 DPI Optical
Resolution

\$599⁹⁹

**NIKON Super Coolscan
LS-4000**
• 4,000 dpi Optical Res.
• Tri-linear CCD
• Multiple film format

\$1099⁹⁹

PRINTERS

EPSON Stylus 2200P
• USB/Serial Port
• PC or Mac
• 6 Color Small
Archival Links

\$649⁹⁹

EPSON Stylus 1280 **NEW!**
• Smudge Free Inks
• PC or Mac

\$409⁹⁹

OLYMPUS P400 **NEW!**
• Dye-Sublimation
• 314 dpi Res.
• LCD Panel
for Previewing

\$429⁹⁹

Policy: Visa, Mastercard, Discover, American Express, Diners Club, Money Orders, Certified Check, (Personal Checks up to 14,000.00 with name and address imprinted on check). C.O.D. orders are also accepted. Orders by mail please print name address and phone number clearly. Shipping methods - in the Continental U.S.A. will be via FedEx, U.P.S. or Air Mail. Over size items via truck. Shipping and Handling are additional. 21 days for return or exchange (video & digital 7 days) with prior authorization only. (Call customer service for authorization number). Shipping and Handling are not refundable. All returns are subject to a minimum restocking fee of 5%. Prices may reflect mail-rebate. All returned merchandise must be in new condition and must include all packaging and printed material in original, unaltered condition. Broadway Photo is not responsible for typographical errors. All items are covered by USA, International or Broadway Photo and Video Warranty. All our merchandise is brand new and factory fresh. Quantities are limited. Thank you and enjoy your order.



Other World Computing

Serving the Mac Universe since 1988

800.275.4576

Excellent Service

Competitive Prices

Quality Products

Expert Tech Staff

PowerBook G3 & iMac 233-333MHz

All PowerBook G3 Wallstreet (1998) & Lombard (1999/Bronze Keyboard); iMac G3/233-266-333MHz Models



Low Profile 256MB will install in lower memory slot of all listed models allowing a new max memory of up to 512MBs!

128MB PC100 CL2/PC66 SO-DIMM **\$27.99**

256MB PC100 CL2/PC66 SO-DIMM **\$57.99**

256MB " " Low Profile **\$65.99**

Legacy Macs

PowerMac 72/73/75/76/85/86/95/9600 & Clones



128MB Mac 5V DIMM ONLY **\$25.99!**

Get up to 512MB, 1GB, or MORE - 100% compatible with G3/G4 upgrades, great for memory starved applications & OS X too!

OWC Stocks Memory for just about EVERY Apple Mac/Clone model! Call or visit our website www.MacSales.com to get the right memory for your Mac!

3.5" SCSI drives

For any Mac tower / desktop model with built-in SCSI



9GB IBM UltraStar 36ES

Low Profile only **\$45.97!**

7200RPM, 6.5ms, 1yr OWC Warranty

18.4GB IBM UltraStar 73LZX 10k RPM **\$89.99**

4.9ms, low profile, w/ 1yr

36.4GB IBM UltraStar 36LZX 10k RPM **\$129.99**

4.9ms, low profile, w/ 1yr

36.7GB Seagate Barracuda 7200 RPM **\$229.99**

8.5ms, low profile, w/ 3yr

73.4GB IBM UltraStar 73LZX 10k RPM **\$239.99**

4.9ms, low profile, w/ 1yr

ATA/IDE PCI cards

Have a PowerMac with an available PCI slot? Any of these will let you fully utilize IDE / ATA drives! All products listed support up to 4 IDE/ATA drives, made just for Mac, and are fully compatible/bootable with Apple OS 8.x, 9.x, and OS X 10.x



SIIG Inc.

SIIG Ultra133 ATA/IDE **\$75.99**



SONNET

Sonnet Temp Trio PCI Combo **\$179.99**

More than Just an ATA Card, Trio also adds FireWire and USB 1.1/2.0 to your Mac all with ONE PCI Card!

Acad AHARD Mac ATA/133 PCI Interface **\$79.99**

SIIG ATA/133 Dual Channel RAID Mac PCI **\$125.99**

OWC takes the guesswork out of upgrading

Need memory?

Make your Mac run faster with a memory upgrade from OWC!

- Lifetime Advance Replacement Warranty
- Fully meets or even exceeds Apple specs
- UPS/FedEx AIR Delivery from \$4

PowerMac G4 'Mirrored Door'

For PowerMac G4 'Mirrored Door' Dual 867/1GHz/1.25GHz/1.42GHz, 1GHz, and all Xserve Models



PC2100 DDR 266MHz for Apple Power Mac G4 'Mirrored Door' 1GHz & Dual 867MHz; Xserve 1GHz and Dual 1GHz models

256MB **\$39.99** 512MB **\$69.99**

PC2700 DDR 333MHz for Apple Power Mac G4 'Mirrored Door' 1GHz, Dual 867MHz / 1GHz / 1.25GHz / 1.42GHz; Xserve 1GHz / 1.33GHz, Dual 1GHz / 1.33GHz models

256MB **\$41.99** 512MB **\$71.99**

iMac G4/1GHz, PowerBook G4 12/17"



PC2100 DDR 266MHz SO-DIMM for PowerBook G4 12", iMac G4/1GHz models

256MB .. **\$39.95** 512MB .. **\$99.95**



PC2700 DDR 333MHz SO-DIMM for all PowerBook G4 12" & 17", iMac G4/1GHz

256MB .. **\$39.99** 512MB .. **\$119.99**

Internal Mac Hard Drive Solutions

- Higher capacity for today's storage needs
- When you upgrade / replace with a new drive, it's just more storage - you get more performance with today's faster drives too!

3.5" ATA/IDE drives

For any PowerMac G3 or G4 model; any PowerMac equipped with an add on PCI ATI controller (see below)

40GB Maxtor only \$79.99!

7200RPM, ATA/133, w/ 1yr

80GB IBM 180GXP only \$99.95!

7200RPM, 2MB Buffer, ATA/6, w/ 3yr

120GB IBM 180GXP only \$129.99!

7200RPM, 2MB Buffer, ATA/6, w/ 3yr

80GB Seagate Barracuda 7200RPM \$109.95

ATA/5, 2MB Buffer, w/ 1yr

180GB Western Digital 7200RPM \$239.99

ATA/6, 8MB Buffer, w/ 3yr

250GB Maxtor 7200RPM \$399.95

ATA/133, 8MB Buffer, w/ 3yr

Note: Above ATA Drives are fully compatible with all versions of vanilla ATA/IDE, ATA/33, ATA/66, ATA/100, ATA/133, EIDE, UDMA, Etc. Drives may be used with any Mac that has built in IDE/ATA or an added ATA/IDE controller (such as by SIIG, Acad, VST, or Sonnet).

Use ATA Drives in ANY PCI PowerMac! Don't have IDE/ATA built in or want a faster ATA/133 interface? OWC has the answers!



OS X ON LEGACY MACS!

FREE Installer Software from OWC



eshop.macsales.com/osxcenter

Have the Power of X on your Pre-Beige G3 PowerMac!

Power Mac G4 AGP, iMac G3 350+, eMac

All PowerMac G4 Sawtooth / Graphics / Gigabit / Digital Audio/ Quick Silver I&II Models including Dual Processor Equipped; iMac G3/350-700MHz Models, All eMac G4 Models



128MB PC133 CL3 / PC100 CL2 SDRAM **\$29.99**

256MB PC133 CL3 / PC100 CL2 SDRAM **\$39.99**

512MB PC133 CL3 / PC100 CL2 SDRAM **\$79.99**

iBooks, PowerBook G3/G4, iMac G4

All iBooks, all iMac G4 15" Models, iMac G4 17" 800MHz, all PowerBook G4 15" Models (Titanium), PowerBook G3 FireWire (yr2000/aka Pismo)



128MB PC133 CL3/PC100 CL2/PC66 SO-DIMM **\$29.99**

256MB PC133 CL3/PC100 CL2/PC66 SO-DIMM **\$39.99**

512MB PC133 CL3/PC100 CL2/PC66 SO-DIMM **\$84.99***

512MB PC133 CL3/PC100 CL2/PC66 SO-DIMM LP **\$109.99**

* This module is compatible with PowerBook G3 FireWire and listed iMac G4 Models ONLY.

PowerMac G3, G4 'Yikes' PCI

All PowerMac G3 Beige, G3 Blue & White, G4 PCI 'Yikes'



PC100 CL2/PC66 SDRAM

128MB **\$29.95**

256MB **\$38.95**

2.5" drives for Apple laptops!

Have up to 80GBs inside!

20GB 4200RPM \$99.95!

Fujitsu MHS2020AT, 2MB Buffer, w/ 3yr

40GB 5400RPM \$149.99!

IBM 40GNX, 8MB Buffer, w/ 3yr

60GB 4200RPM \$199.99!

Toshiba MK6021GAS, 2MB Buffer, w/ 3yr

Up to 80GB drives in stock from IBM/Hitachi, Fujitsu, and Toshiba! Call or visit www.macsales.com!

Mercury Express 2.5" Portable Kits

Not sure what to do with the drive in your PowerBook/iBook now? Stick it in an OWC Mercury Express USB and/or FireWire Enclosure!



• FireWire + USB 2.1/1.1 Combo **\$69.95**

• FireWire only **\$49.95**

• USB 2.0/1.1 only **\$39.95**



Other World Computing

Serving the Mac Universe since 1988

800.275.4576



OS X ON LEGACY MACS!

FREE Installer Software from OWC



eshop.macsales.com/osxcenter

Have the Power of X on your Pre-Beige G3 PowerMac!

Excellent Service Competitive Prices Quality Products Expert Tech Staff

OWC Mercury Elite FireWire & USB 2.0 storage

The OWC Mercury Elite Series delivers Highly Reliable, High Performance Storage at the best possible prices! Under this text put the quotes and rating images. Add the MacSofa Quote and image as well.



James Coates of the Chicago Tribune:

"Mac users likely will just break into smiles when they plug this high speed hard drive into the FireWire ports on their machines."

MyMac.com review 5 out of 5

Charles Carr from Computer Edge about buying an OWC Mercury drive: "You'll probably be happy you did." 4 out of 5. "The Elite is ideal for professionals and consumers who need convenient, portable storage for large amounts of data."



All OWC Mercury Elite solutions feature:

- Cool Blue LED Activity Indicator • Super quiet operation • Large 2MB and 8MB Data Buffer • Fully suitable for Digital Audio/Video • Ship pre-configured plug and play for Mac OS 8.5.1 - 9.2.2 & OS X • Intech Speedtools Mac Utility Software Included • Fully compatible with Windows & Unix OS versions that support FireWire • Full 2yr warranty

Standard features for Mercury Elite FW400:

- Custom Oxford911 Bridge Solution • Sustained Data Rates up to over 40 Megs/second • Two 6 Pin FireWire 1394A Ports • One 10" 6 Pin to 6 Pin FireWire connecting cable

Standard features for Mercury Elite FW400 + USB 2/1.1:

- Custom Oxford911 Bridge Solution • Sustained Data Rates up to over 40 Megs/second • Two 6 Pin FireWire 1394a FW400 Ports • One standard USB 2.0/1.1 Port • (1) 6 to 6 FireWire and (1) USB 2.0/1.1 10" connecting cables

Standard Features for Mercury Elite FW800 + USB:

- Custom Oxford922 Bridge Solution • Sustained Data Rates up to over 55 Megs/second • Fully backward compatible to FW400 1394a • Two 9 Pin FireWire 1394b FW800 Ports • One 6 Pin FireWire 1394a FW400 Port • One standard USB 2.0/1.1 Port • (1) 9 to 9 pin FW800, (1) 6 to 6 pin FW400 and (1) USB 2.0/1.1 10" connecting cables

OWC Mercury On-The-Go 2.5" FW400/USB

Up to 80 gigs that fits in a shirt pocket!



"It fits right in with the mac look and is super silent and easy to set-up - you couldn't ask for a better drive! Mercury Elite receives a perfect score!"

All On-The-Go Drives Feature:

- Powered by FireWire Bus or Included AC Power Adapter • Cool Blue LED Activity Indicator • Super Quiet Operation • Large Data Buffer up to 16MB • Fully Suitable for Audio/Video • Ship Pre-configured Plug and Play for Mac OS 8.5.1-9.2.2 & OS X • Intech Speedtools Mac Utility Software Included • Fully compatible with Windows & Unix OS versions that support FireWire • Weighs less than 12 Ounces! • All Cables, Carrying Case, and Full 1 Year Warranty included



Drive may be powered by FireWire Bus or with included power adapter.

	FireWire	FW + USB 2.0/1.1
20GB 5400rpm 2MB	\$189.97	\$199.99
40GB 4200rpm 2MB	\$209.97	\$219.99
40GB 5400rpm 8MB	\$229.97	\$239.99
60GB 4200rpm 2MB	\$279.97	\$289.99
60GB 5400rpm 16MB	\$349.97	\$359.99
80GB 4200rpm 8MB	\$389.97	\$399.99



Call or Visit www.MacSales.com for our full FireWire/USB line which also includes:



CD-R/RW External Solutions:

Mercury 52x24x52x CD-R/RW FireWire Solution \$129.99

FireWire + USB 2.0/1.1 combo model \$139.99

100% Apple iTunes Compatible, includes Roxio Toast Lite, 25 Pieces 52X 80 Min CD-R Media, All Cables, 1yr Warranty



DVD-R/RW & CD-R/RW 'SuperDrive' Solutions:

Mercury DVR-105 DVD-R/RW + CD-R/RW 'SuperDrive' FireWire Solution \$349.99

FireWire + USB 2.0/1.1 combo model \$359.99

100 Apple DVD Studio Pro & iTunes Compatible, includes CharisMac Discrite, 25 Pieces 52X CD-R + 5 Pieces DVD-R Media, All Cables, 1yr Warranty



FireWire & USB add-on card from only \$19.99! Connect to thousands of new USB and FireWire Products!

FEATURE PRODUCT

MacAllly \$79.95

2-port FW & 2-port USB 2.0/1.1 PCI Card

Save a slot and add the latest USB 2.0+1.1 and FireWire support to any Mac with a PCI Slot! Compatible with Apple OS 8.6-9.2.x, OS X.

SPECIAL!

MacAllly \$19.99

3-port FireWire PCI Card

Add FireWire to ANY Mac with a PCI Slot! Plug and Play compatible with Apple OS 8.6 - 9.2.x and OS X



Century 2-port PCMCIA FireWire Card \$29.97

Add FireWire to any PowerBook G3 WallStreet or Lombard Model. Plug and Play compatible with OS 8.6-9.2.x, Apple OS X.



MacAllly 2-port USB 1.1 PCI Card \$24.95

Add USB to ANY Mac with a PCI slot. Plug and Play compatible with Apple OS 8.5.1 - 9.2.x and OS X



PowerLogix RapidFire 2 Port USB 3 Port FireWire PCI Card \$59.95

FireWire and/or USB lets you connect to the Apple iPod, Digital Cameras, Digital Camcorders, CD/DVD Burners, Hard Drive Storage, Keyboards, Mice, Scanners, Printers, and MUCH MORE! If your computer didn't come with one of these interfaces, they are easy to add so you too can plug and play USB & FireWire devices!





Other World Computing

Serving the Mac Universe since 1988

800.275.4576

Excellent Service

Competitive Prices

Quality Products

Expert Tech Staff



OS X ON LEGACY MACS!

FREE Installer
Software from OWC



eshop.macsales.com/osxcenter

Have the Power of X on your Pre-Beige G3 PowerMac!



Internet
access for
**MACS
ONLY**

**FasterMac.NET Nationwide 56K v.90/92
dial-up from ONLY \$9.92/month!**

5 FREE e-mail accounts • 10MB web space • **FOR MAC USERS ONLY!**
Call 1-800-869-9152 or sign up online at www.FasterMac.net

OWC Laptop Screen Protectors

Protect your investment!

OWC Laptop Screen Protectors PREVENT marks on your PowerBook LCD Screen! FREE iKlear Apple Polish included for a 'Klean Start!'

**LSP WallStreet, Lombard,
Pismo \$14.99**



**LSP - PowerBook G4
15" 'Titanium' \$15.99**



**LSP for all iBooks,
PowerBook G4 12" \$13.95**



Made in the USA of top quality, glove soft leather, OWC LSPs are both a durable and attractive solution to a known problem.

PowerBook Accessories



**Roadtools
Traveler CoolPad
\$19.95**

For PowerBook, iBook, For
PowerBook, iBook, ANY-
Laptop! Available in Black or
White. Rotates 360 degrees
with ease.



**Roadtools
Podium CoolPad
\$29.95**

For PowerBook, iBook, ANY-
Laptop! Available in Black or
White



OWC Mobility Bundle #4 for G4 PB \$54.95

Includes TiG4 LSP, LapBottom, and RoadTools Podium (black) - Save 25%!



OWC Mobility Bundle #6 for iBook \$49.95

PowerBooks CD/DVD Drives

**OWC PowerBook G4 CD+R/RW
& DVD-ROM Internal Drive \$279.99**



**OWC PowerBook G4 CD+R/RW & DVD+R/RW
Internal Drive \$449.99**

Take out existing PowerBook G4/400-500-550-667MHz CD-Rom
or DVD-Rom Drive and upgrade to a faster drive that can
BURN! New kit 100% compatible with all hardware/software,
plug and play. 1 Year OWC Warranty.

Mac PowerBook Batteries



**Apple PowerBook G3 Lombard
(yr '99) / Pismo (yr '00) \$149.99**

Make music like the pros!

macsales.com/music



REASON

Create exciting music tracks with this virtual rack full of
synths, loop players, samplers, mixers, effects, sound/loop
library and more... all inside your computer!

arKaos

Generate compelling video and 'remix' your images with
effects in real time in sync with any audio. DJ's, Bands/Artists,
Clubs, Multimedia/Events producers, Visual Artists...
See our music demos, articles, and more online. Visit
www.macsales.com/music

Mac Audio & Video

**Contour Design USB
Shuttle Pro Controller
\$99.95**



Excellent USB device for controlling your Mac Audio and
Video functions. Replaces key and mouse strokes + much
more for accurate control.

Call or visit www.macsales.com for our COMPLETE line of Mac
Audio/Video hardware & software.



**APPLE OS X 10.2
'Jaguar' \$79.99!**

**APPLE OS 9.1
ONLY \$49!
CD with license**



**YE Data 6 in 1 Digital Media
Reader/Writer \$29.99**

- Reader + 128MB SmartMedia Bundle **\$64.99**
- Reader + 256MB Compact Flash **\$89.99**

Connects to your Mac via USB and lets you read/write
Compact Flash, Smart Media, Memory Stick, SD Memory,
MultiMedia Card, and Microdrive!

Keyboards and Mice



iOptiNet and iOptiNet Jr. Optical Scrolling Mice -
5 color covers included

MacAllly iOptiNet 3 Button USB \$31.99

MacAllly iOptiNet Jr. 3 button USB \$27.99

Same as iOptiNet, but ideal for travel or smaller hands!



OWC Apple 7 in 1 Bit Kit \$7.95

Just what you need for installing memory
or a hard drive and more for Apple
Desktops, PowerBooks, iBooks/More

Mac PRAM Batteries



3.6V PRAM Replacement Battery \$5.99

High-Capacity 3.6V Lithium Cell



4.5V PRAM Replacement Battery \$7.99

Standard Rayovac 4.5V Computer Pram Battery

GriffinTech 'Cool Goodies'



Griffin PowerMate USB \$44.95

Rotary Audio Controller and more!

Griffin iMic USB

MicroPhone Adapter \$36.97



Protect your iPod or laptop

**iSkin iPod and Keyboard protectors only
\$18.99 to \$19.99**





Other World Computing

Serving the Mac Universe since 1988

800.275.4576

Excellent Service

Competitive Prices

Quality Products

Expert Tech Staff

OS X ON LEGACY MACS!
FREE Installer
Software from OWC

eshop.macsales.com/osxcenter
Have the Power of X on your Pre-Beige G3 PowerMac!

Other World Computing is the Mac upgrade expert! We stock the FASTEST G3 / G4 upgrades, video cards, and MORE! Let us make your Mac a FASTER Mac!

AGP Processor Upgrades



G4 AGP Graphics/Sawtooth



Digital Audio



G4 Cube



QuickSilver I



QuickSilver II

OWC

PowerMac G4 now

Your PowerMac G4 made EXTREME!

NEW OWC Mercury Extreme G4/1.2-1.33GHz with 2MB DDR L3 cache \$589.99

- 700MHz, 800MHz, 1GHz models also available
- 3 year OWC warranty
- SPECIAL 30 day 100% money back guarantee!

For all PowerMac G4 AGP Models 100/133MHz Bus except Cube.
Includes Quiet, High Efficiency Fan/Heatsink pre-attached for easy upgrade installation.



Giga
DESIGNS

G-Accelerator



- G4/1.25-1.33GHz 2MB DDR L3 **\$579.99**
- G4/1.0 GHz 2MB SDRAM L3 **\$459.99**
- G4/800MHz 2MB SDRAM L3 **\$289.99**

PowerMac G4 AGP Models 100/133MHz Bus except Cube. 3 Year GigaDesign Warranty. Includes Heatsink and Fan factory attached for easy upgrade installation.

- See real world benchmarks at www.macsales.com/upgrades
- \$\$\$ OWC gives cash back for your old processor too! \$\$\$
- Upgrading your PowerMac is Plug and Play simple - 100% compatible with Hardware/Software

SONNET
SIMPLY FAST



- G4/1.2GHz 2MB DDR L3 **\$649.99**
- G4/1.0GHz 2MB DDR L3 **\$549.99**
- G4/800MHz 2MB DDR L3 **\$339.95**

Crescendo/ST all feature 2MB of DDR L3 cache

Crescendo/ST G4 Upgrades are compatible with all AGP Equipped Power Mac G4 and G4 Cube Models*. Sonnet is well known for their quality products and support with the Crescendo/ST being just one more example! Plug and Play for new Mac Speed!
*Crescendo Installation Kit required for G4 CUBE ONLY - \$29.95

PowerLogix

PowerLogix upgrades you to Dual Processor computing power!

All feature 2MB L3 cache (2x1MB)

- Dual G4/1.2GHz **\$1089.99**
- Dual 1GHz **\$879.99**
- Dual 867MHz **\$729.99**



PowerForce Dual G4

Available for most PowerMac G4 AGP 100/133MHz Bus Models except Cube. New heatsink included with upgrade. 2 Year PowerLogix Warranty.

PowerBook Processor Upgrades

NuPower Pismo G4/500MHz \$289.99 **newer technology**



NewerTech is BACK! Back with newer and FASTER upgrades for you Mac! Give your PowerBook G3 FireWire (aka yr2000/Pismo) G4 Power! Have the full capabilities of the Altivec engine at your disposal providing a night and day difference in performance for all Altivec enhanced applications as well as OS X at large!

Crescendo WS G4/500MHz with 1MB 2:1 \$395.99 **SONNET**



Upgrade your Wallstreet I/II G3 PowerBook (any speed) to the power of a G4/500MHz with Altivec! A big boost for OS X, OS 9 and all your applications. As an added bonus, you can also have up to 512MBs of memory now too!

G3 & G4 PCI Upgrades


PowerMac 73-9600 G3/G4 Upgrades by **PowerMac** Upgrade 73/75/76/85/86/95/9600s & Compatible PowerComputing Clones to a G3 or even up to a G4/800MHz Processor! Get the best performance from your older, but still VERY capable Mac with Apple OS 8.6 - 9.2.2; OS X 10.1 and higher!
Fully compatible your hardware/software, an instant performance boost by replacing your existing processor card.

- Crescendo G3/450MHz 1MB 2:1 L2 only **\$139.95**
- Crescendo G3/500MHz 1MB 2:1 L2 **\$179.95**
- Crescendo G4/700MHz 1MB 3:1 L3 **\$297.99**
- Crescendo G4/800MHz 1MB 4:1 L3 **\$395.99**



OWC Mercury ZIF Upgrades

OWC



- G4/450MHz with 2:1 1024k L2 cache **\$189.94**
- G4/500MHz with 2:1 1024k L2 cache **\$259.94**
- G4/550MHz with 2.5:1 1024k L2 cache **\$299.94**

Upgrades for PowerMac G3 Beige, G3 Blue & White, G4 'Vikes' PCI. High Quality, High-Performance, High-Reliability. OWC uses ONLY processors rated for the speed advertised, if not faster!

PowerLogix

G3/800MHz with 1:1 512k L2 cache **\$297.99**

See all the upgrades we have for your specific Mac with the MyOWC Compatibility Guide:
<http://eshop.macsales.com/MyOWC/index.cfm>

Get High-Speed accelerated 2D/3D video from ATI



Radeon 9000 MacEdition AGP w/64MB DDR for PowerMac G4 \$165.99
Supports up to two displays simultaneously. Resolutions up to 2048x1535 supported!

ATI Radeon 7000 MacEdition PCI w/32MB DDR for any PCI slot Mac \$119.99
Features S-Video, VGA, and DVI ports; DVD playback, resolutions up to 2048x1535 supported!

Newsstand **Only** Issue

On Newsstands

APRIL 2003

The Hub Has Arrived!

INCLUDES

DVD

4 GB of Data

Featuring:
Scripts, Tips, Tools
and Resources on

- * Video
- * Still Photography
- * Music
- * Networking

iLife Booklet

32-page guide

Featuring:
Tips and Tricks on
Digital Photography
Music & Video
Applications

Macworld

SPECIAL ISSUE: Macworld's Complete
Guidebook To The Digital Lifestyle

THE HUB

THE DIGITAL HOME

Get Your Mac to Work With Your Life

Video

Move those Old Videos On To DVDs
Why You Should Look at
Personal Video Recorders

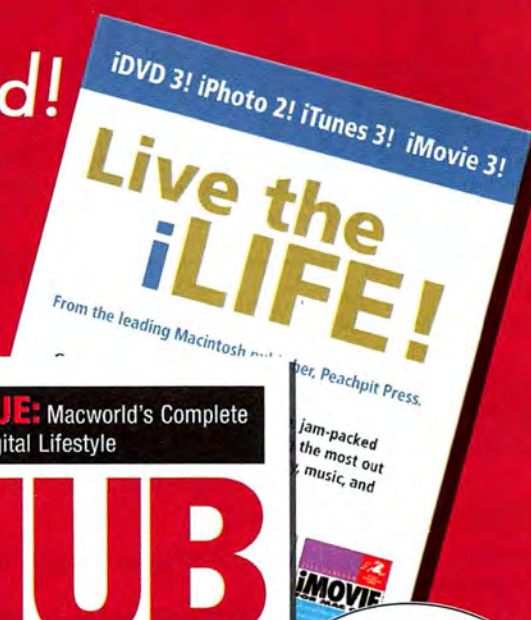

Audio

Get Records and Tapes
Onto CD With Our Easy Guide
MP3s – On the Go and
in Your Home

Digital Photography

Top New Digital Cameras
Which Printer or Online Photo Service Is Best For You?

Networking Wireless or Wired – Which is Best?



Macworld

The Complete Guidebook To The Digital Lifestyle

ORDER

NOW

by phone:
1.800.288.6848

for only
\$7.95+S&H

i wanna take you higher...



Elevate your notebook to create the perfect desktop

The iCurve - Invisible Laptop Stand is the key to replacing your desktop machine with a new notebook. It elevates your screen to a comfortable eye-level height. It raises the notebook off the desk - making room for a full-size keyboard and mouse. And it helps air circulate and keep your new 'hot' laptop cool.

Gain portability without sacrificing desktop comfort. Add an iCurve to your notebook and have the best of both worlds.



iCurve
Invisible Laptop Stand

JUST
\$39⁹⁹



JUST
\$45⁰⁰

PowerMate USB Multimedia Controller

- Great volume & play button for iTunes
- Perfect jog/shuttle wheel to edit iMovies
- Programmable for any application
- Solid aluminum with blue glowing base



NEW

NOW
\$39⁹⁹

iMic USB Audio Interface

- Now includes recording software & audio cable - everything you need to record albums and tapes to make MP3s & CDs
- Plug-and-Play simple, no install required



ONLY
\$35⁰⁰

iTrip FM Transmitter for iPod

- Play your iPod through any FM radio station in your car, truck or boat
- iPod Powered - no battery necessary
- Fits perfectly on top - no dongle or cable

Now you have two **easy** ways to purchase your Griffin Technology product directly.
Order by phone at 615-399-7000 or **order online** at www.griffintechnology.com.

GRIFFIN TECHNOLOGY

ORDER NOW

www.griffintechnology.com

Macworld Showcase Featured Advertisers

OSX Showcase

El Gato Software	elgato.com
Codetek	codetek.com
Rampell Software	rampellsoft.com
Jiiva	jiiva.com

Developer Showcase

Griffin Technology	griffintechnology.com
Time Palette	timepalette.com
nfinity	quick-voice.com
MidMan	midiman.net
Idiots Corporation	speakergrille.com
Data Video Corp.	datavideo-tek.com
Your Mac Life	yourmaclife.com
Dr. Bott	drbott.com

Granite Digital	granitedigital.com
Mace Group	macally.com
Orange Micro	orangemicro.com
MarkSpace	markspace.com
SeafoodByNet	seafoodbynet.com
Biomorph Interactive	biomorphdesk.com
Applelinks.com	applelinks.com
Everything iPod	everythingipod.com
Lyceum Media	victoriapoker.com
MarWare	marware.com
iSkin	iskin.biz
Photo Control	photo-control.com
Lind Electronics	lindelectronics.com
Acme Made	acmemade.com
Marathon Computer	marathoncomputer.com

Services Showcase

Copy Craft	copycraft.com
Presentation Services	imagers.com
Global Print Runner	globalprinrunner.com
Postcard Press	postcardpress.com
AmericasPrinter.com	americasprinter.com
Wizard Graphics	wizardgraphics.com
Corporate Printing	epostershop.com
Sharpdots	sharpdots.com
Creative Juices	bigposters.com
Zoo Printing	zooprinting.com
Drive Savers	drivesavers.com
Mac Support Experts	macsupportexperts.com
Lazarus	lazarus.com
Matias Corporation	halfkeyboard.com

Gefen	gefen.com
-------	-----------

Journey Educational	journeyed.com
---------------------	---------------

Direct Showcase

GoGamer.com	gogamer.com
Sprysoft	sprysoft.com
Academic Superstore	academicsuperstore.com
1-800-4-Memory	18004memory.com
PowerMax	powermax.com
POS Direct	posdirect.com
Mac Solutions	macsolutions.com
Mac Pro	mac-pro.com
MegaMacs	megamacs.com
Mac of All Trades	macofalltrades.com
PowerOn Computers	poweron.com

For more information, contact Niki Stranz or Carol Johnstone at (800) 597-1594.



**Television on your Mac
Any Place, Any Time . . .**

Make TV fit into your busy life, not the other way around



With EyeTV you can:

- Watch TV in a window or full screen
- Search for shows you like and automatically record them
- Permanently remove commercials or unwanted scenes
- Easily convert camcorder or VHS tapes into digital MPEG format
- Pause, Instant Replay, or Slow Motion live TV shows


You're in control with EyeTV!




www.elgato.com

Think of it as a VCR that is easy to program, doesn't need tapes, and doesn't blink "12:00!"

Desktop envy.



CodeTek VirtualDesktop™


Having only one desktop is confining, time-consuming, and frankly, a little boring. Harness the power of your Mac and give multi-tasking a whole new meaning.

Introducing CodeTek VirtualDesktop™ software. It's like having up to 100 monitors available at all times. No need to resize or hide windows, just move to a new desktop. When you need an application or window again, one click will take you back. Having this freedom may make everyone around you a little jealous, but hey, you can probably make new friends. CodeTek VirtualDesktop™. A new way to work. A better way to work.

Toll free (US Only) 866.926.3383

Try it. Like it. Buy it.

www.codetek.com



CodeTek Studios and CodeTek VirtualDesktop are registered trademarks of CodeTek Studios, Inc.

SHOWCASE

YOUR PRODUCTS

TO OVER 2 MILLION READERS

*SOURCE: INTELLIQUEST CIMS v. 8.0

Macworld

1.800.597.1594

TypeRecorder

Records everything you type and every app you use, preventing data loss and allowing you to secretly monitor usage of your computer. For MacOS 8,9 and X

Buy for \$29.99; free 25-day trial at www.rampellsoft.com. As a MacWorld reader, save 5% by using the coupon code: CPN091253825

www.rampellsoft.com

Getting rid of an old computer?



SuperScrubber permanently erases all data from your hard drive or partition, leaving no retrievable trace of the old data, keeping it out of the wrong hands.

Erase the Risk

www.SuperScrubber.com  Jiiva

EarthDesk

"the world on your desktop."



www.timepalette.com

Day turns to night as the world slowly rotates beneath your icons.

QuickVoice 2.0

- Voice Notes
- Voice Email
- Voice Stickies
- Voice Reminder
- Audio Editor



\$19⁹⁵

Save 25%

Get Both For Just \$29.95!

www.quick-voice.com

Audio Postcard 1.0

Audio Postcard makes it easy to correspond over the internet with pictures and voice recordings. It's how email should be!



\$19⁹⁵

www.audio-postcard.com

The software your Macintosh microphone has been waiting for!

revolution 7.1

High-Definition Surround Sound for your Mac



M-Audio's audio cards deliver immersive surround sound on your computer rivaling even the best movie theatres. Games, movies, and music—even your stereo CDs and MP3s—all sound more alive and intense with M-Audio surround solutions. Now you can enjoy amazing new cutting-edge audio standards like 7.1 surround sound and high-definition 24-bit/192kHz fidelity. Support for popular surround formats including Dolby Digital, as well as gaming standards like Sensaura, EAX, DirectSound, and A3D insure that you'll hear everything exactly the way it was intended.

Only one name is found in more studios and used by more music professionals than any other: M-Audio. Now we've distilled all that experience into the most powerful, high-fidelity PC surround sound solutions available.

Get M-Audio. Get M-Powered.



Revolution 7.1™

- > PCI solution for surround up to 7.1
- > High-definition 24-bit/192kHz audio up to 7.1
- > Professional 24-bit/96kHz recording
- > Real-time stereo-to-surround conversion
- > Incredible 107dB SNR provides pristine audio



Sonica Theater™

- < Only USB solution for surround up to 7.1
- < Up to 24-bit/96kHz audio output
- < Professional 24-bit/96kHz recording
- < Real-time stereo-to-surround conversion

Available at

COMPUSA
WHERE AMERICA BUYS TECHNOLOGY



M-AUDIO

www.m-audio.com

Extended Coverage!

Introducing the iMac Pro Speaker
"Grille Collection" by difusi



You get a choice of chrome or clear
covers for the low price of just \$12.95

Call to order or get them online at
<http://www.speakergrille.com>

Toll Free (866)514-9900

Official home of the
Great Mac Giveaway!



Copyright © 2002 Michael Wright, Difusi Corporation.
Patents Pending. All rights reserved. <http://www.difusi.tv>

Mac, iMac, Pro Speaker and the Mac logo are trademarks of Apple Computer, Inc., registered in the U.S. and other countries.

datavideo

DAC-100 DV RECORDER



Bi-directional conversion between DV and Y/C or Composite video.

Inputs on the front and outputs on the rear for less wire clutter.

Excellent video and audio conversion quality.


Works with NTSC or PAL.

THE DV BANK FIREWIRE DV RECORDER

Edit DV - Works with Macs and
PC's, Avid & FCP

Import / Export VHS, S-VHS, Hi-8

Works with NTSC or PAL



Find a dealer at 888-809-3282
www.datavideo-tek.com

The Number One Mac Radio Show!

YOUR MAC LIFE

WITH SHAWN KING

Listen live
5:30-8pm PT,
8:30-11pm ET
Wednesdays

Can't listen live?
Archives at:
www.yourmaclife.com



I LISTEN TO
YOUR MAC LIFE
www.yourmaclife.com

EXTREME Accessories for Your New PowerBook!

Dr. Bott
www.drbot.com 800.541.1167

Contact your local **RESELLER** to purchase these products.



Only
\$57.95

SportFolio Extreme

- Built for the New 17" PowerBook
- Weather Resistant Material
- Lightweight and Durable
- SportFolio Cases Also Available for the New 12" and 15" PowerBooks

MARWARE, Inc.

Podium CoolPad

- Adjustable Keyboard Tilt
- Rock-Solid Feel
- Pivots 360 Degrees
- Heat Dissipation by Natural Convection

ROAD TOOLS



Only
\$29.95



Only
\$149.95

extend**AIR**

- Expands the Range of AirPort Extreme
- Improves Troubled Reception Areas
- No Configuration Necessary



Only
\$99.95

Dr. Bott

FireWire SMART



SMART Features and Benefits:

- Supports ATA-6 drives up to 2 TeraBytes.**
- S.M.A.R.T.* support can predict drive failures before losing data.
- Built in LCD display for reliability monitoring - no host software needed.
- Our patent pending technology guarantees you state-of-the-art products.
- Uses standard IDE/ATA drives; allows you to choose a drive based on size, speed or cost.

Ever wondered what's really going on inside that box? With the new line of SMART Drives from Granite Digital you never have to wonder again. This FireWire IEEE1394 enclosure includes a microprocessor and LCD display that tell you everything you ever wanted to know about your drive's condition. It's like having a technician built into every case. The microprocessor also monitors drive performance for speed-intensive operations like DV (digital video) and audio capture, editing and storage.

Hot-Swap Systems Add These Features and Benefits:

- Inexpensive, removable drive trays provide low incremental cost per drive.
- Convenient swapping of drives is perfect for backing up and for managing large projects.

The new Granite Hot-Swap Drive is the most versatile storage systems on the market. With the low cost of IDE hard drives you can now affordably use hard drives to backup your computer, transport large amounts of data, dedicate drives for projects, and completely eliminate the need for tape drives and other archival systems. It's the ideal solution for your removable storage needs and it is faster than all other types of archival systems.

Granite
D·I·G·I·T·A·L
Providing Data Storage Integrity

FireWire HOT-SWAP



* S.M.A.R.T. = Self-Monitoring, Analysis and Reporting Technology

** Tested with Maxtor 160GB, IBM and WD 180GB, WD200GB...check web site for current list of tested drives.

Get our catalog online at www.granitedigital.com

Granite Digital • 3101 Whipple Rd., Union City, CA. 94587 • 510-471-6442-tel • 510-471-6267-fax

Choose 186 at www.macworld.com/getinfo



Works with OS X

Wireless peripherals for you Mac!

With functionality and form in mind, Macally brings to you our newly designed Wireless products and many other new exciting peripherals. Our products will greatly improve your productivity and complement your Mac.



rfKEY
USB Wireless Keyboard



rfMOUSEJR
Wireless Optical Mini Mouse



rfMOUSE
Wireless Optical Mouse

Call us for dealers near you 1.800.644.1132

www.macally.com

Choose 159 at www.macworld.com/getinfo

It's a bird!
It's a plane!

No, it's
iBOT™
FireWire® WebCam

Faster than a speeding bullet!
Able to capture 640 X 480 pixels at 30 frames per second!

The iBOT plugs into any FireWire® port on your Macintosh and offers you the highest quality video conferencing and video creation. The iBOT, using FireWire® technology, runs up to 10 times faster than current USB1.x webcams. The iBOT works on MacOS 9 and OS X.

AVAILABLE AT:

Apple Store **COMPUSA** **Orange Micro Inc.**
1394 FireStation.com Fry's Electronics www.orangemicro.com

Choose 61 at www.macworld.com/getinfo

The Missing Sync™
Mac OS Support for Sony CLIE

▶ **HotSync®**
HotSync to Mac OS X/9

▶ **Memory Stick™**
Desktop Mounting on Mac OS X/9

▶ **iTunes™**
Use Your CLIE as an iTunes source

▶ **iPhoto™**
Import / Export Images to your CLIE

▶ **Now Shipping!**
• Missing Sync for Palm OS!
• Missing Sync for Samsung i330!

▶ **Coming Soon!**
• Missing Sync for Pocket PC!

mark/space www.markspace.com

Great Hosting.
No Bull.

FatCow

\$99 a year

Mini Moo \$5 a year

- Domain name parking
- 1 email account
- Coming soon page
- \$20 domain names

The \$99 Plan

- 100MB disk space
- 100 email accounts
- 5GB monthly trans.
- Shopping Cart
- CGI, PHP, MySQL

FatCow: The Smart Choice in Small Business Hosting

www.fatcow.com/mac
Toll Free 1-866-506-9572

Become a reseller
call 1-866-544-9343 x 5008

SeafoodByNet.com
Fresh from the sea to your doorstep!

Join our free
Fresh Club Newsletter
for daily fresh deals!

Visit
www.SeafoodByNet.com
or call 815-337-4028

Your store for restaurant quality seafood and meats.



biomorph X02
desk system



innovative ergonomics with style starting at \$349.00
fully height-adjustable surfaces and expansion options to fit your digital lifestyle
call for our full-line ergonomic furniture catalog 888 302-DESK

see more at **biomorph.com**

Choose 161 at www.macworld.com/getinfo

The ThinkDifferent Store

For all your Mac gear.



iSkin "Glo" for iPod
\$24.95



iSkin for iBook
\$24.95



iSkin for iPod
\$19.99

www.ThinkDifferentStore.com

FREE downloadable
MAC Poker software
available online to you
at VictoriasPoker.com
The only software
made MAC compatible
*Play live against
MAC and Windows users.*




SHOWCASE

YOUR PRODUCTS

TO OVER 2 MILLION READERS
*SOURCE: INTELLIGEST CIMS v. 8.0

Macworld
1.800.597.1594

HANG TOUGH



SPORTFOLIO™
Laptop cases for 17" Powerbook G4
and all other Apple™ products

MARWARE
www.marware.com 954-927-6031

TransPod™

ALL-IN-ONE CAR SOLUTION FOR IPOD
WITH FM TRANSMITTER



DIGITAL LIFESTYLE OUTFITTERS



Go mobile in style! The TransPod plays, charges and
mounts iPod all in one unit. Includes FM Transmitter,
Automobile Mounting System & FireWire Autocharger.



1.866.800.iPOD

visit us online at:

everythingipod.com

www.iSkin.biz

iSkin™
the perfect fit



soft
Flexible
colorful
durable
washable
100% silicone

NEW

SoftTouch by Lajjo
for your Pro Keyboard

To become an iSkin reseller contact our factory at reseller@iSkin.biz

BookEndz

Docking Stations and Apple iPod accessories

G4 PowerBook Docking Station

\$244⁹⁵ titanium
\$229⁹⁵ black



iBookEndz Docking Station

\$159⁹⁵ white
\$144⁹⁵ black



Convert your PowerBook or iBook to a desktop system in seconds without misplacing cables or damaging connectors.

- Eliminates cable confusion and damage to connectors.
- New release levers for easier docking and undocking.
- Adds only 3" to rear when docked.
- Also available for G3 PowerBooks.

iPodDock

Audio and FireWire connection ports in a desktop holder for your iPod. Use it with your home stereo system and when transferring music or data from your Mac.



\$44⁹⁵

www.bookendz docks.com

BookEndz - Manufactured by Photo Control
4800 Quebec Ave. N, Minneapolis, MN 55428

Phone: (763) 537-3601 • Fax: (763) 537-2852 • www.photo-control.com

BookEndz Lindahl

Norman Camerz

LIND

Your Essential Source
Power Accessories for Mobile Computing

MaxPower 60(95WH) & MaxPower 90(140WH) Lilon Auxiliary Power Packs



For all Ti G4s & iBooks

Extend your runtime up to 3 to 4 times longer
Lightweight - 11.25 x 8.5 x .5"
Includes AC adapter and connection cables

Auto/Air Power Adapters for PowerBook G4s & iBooks (available at the Apple Stores)



Lind adapters feature:
Fault protection circuitry with Automatic reset
Durable ABS housing
Nylon carrying case

Order online at:
www.lindelectronics.com
or call #800-897-8994 to order

Lind Electronics, Inc. 6414 Cambridge Street, Minneapolis, MN 55426 #952-927-6303

ACME

MADE
MANUFACTURING
SAN FRANCISCO
EST. 2003 USA



DESIGNED PROTECTION

www.acmemade.com

MARATHON COMPUTER



MacSkate™


Four on the floor for your G4

800-832-6326 www.marathoncomputer.com info@marathoncomputer.com

Choose 164 at www.macworld.com/getinfo

Copy Craft 300 Line Screen Waterless Printing

PRINTERS INC.



1000 Full Color Business Cards

\$99

\$49 for 2nd 1000



1000 Full Color 4x6 Postcards

\$149

\$59 for optional 1-color backside printing

Call for
Free 32 page
Catalog

Free
Aqueous
Coating

100%
Guarantee

www.copycraft.com

Check out our website for monthly specials & additional great prices.

4413 82nd St., Lubbock, TX 79424 / request@copycraft.com

1.800.794.5594

Get A Free Sample

Printed From Your File

Discover our excellent print quality with an actual print from our latest HP Indigo digital color press!

Go to www.imagers.com/macw

Overnight Digital Services!

Heidelberg digital offset printing

HP Indigo digital offset printing

Poster prints for indoor/outdoor use

Color lasers as low as 30¢ each

Imacon Hi-Res film scans - \$15

Digital photo prints, slide imaging

Using
Advanced
Technologies
for quality results!



800.232.5411 or 404.351.5800
1575 Northside Dr. Ste. 490 Atlanta 30318
www.imagers.com

Choose 155 at www.macworld.com/getinfo

Full Color Business Cards

2"x3.5" 4/0 or 4/1
14 Pt. C2S UV Coated

1,000 \$59
2,000 \$89

2"x3.5" 4/4 14 Pt. C2S
UV Coated Both sides

1,000 \$89
2,000 \$119

Postcards

4"x6" 4/0 or 4/1
14 Pt. C2S UV Coated

1,000 \$129
2,000 \$189
5,000 \$379

4"x6" 4/4 14 Pt. C2S
UV Coated Both Sides

1,000 \$219
2,000 \$249
5,000 \$419

Brochures

8.5"x11" 4/4
100# Gloss Book

1,000 \$379
2,500 \$399
5,000 \$499

11"x17" folded to 8.5"x11"
4/4 100# Gloss Book

1,000 \$599
2,500 \$699
5,000 \$799

We Do It All!

Full Color Letterheads • Envelopes • Brochures
Business Cards • Catalogs • Posters • Postcards
Presentation Folders & Much More



GLOBAL
PRINT
RUNNER

Call Us Toll Free
888-666-0744
www.GlobalPrintRunner.com

FREE 1000

FREE 1000 postcards with any order of 1000 4x6 postcards or take \$20 off any postcard order above 2000 pieces* offer valid for 1st time customers only - limit 1 per customer - offer expires 02/01/2003

NEW!

IT'S EASY
send your digital file
we'll print your job in
2-3 days!



- ✓ New 2002 Heidelberg Speedmaster Press!
- ✓ Superthick cardstock!
- ✓ New mailing services!



4x6 Postcards

Business Cards

POSTCARD PRESS

Exceeding Customer Satisfaction

1-800-957-5787

www.postcardpress.com

Qty	4/1	4/4
500	95	N/A
1,000	145. ⁰⁰	195. ⁷⁵
2,000	165. ⁰⁰	222. ⁷⁵
5,000	289. ⁰⁰	390. ⁷⁵

Qty	4/0	4/4
1,000	60. ⁰⁰	90. ⁰⁰
2,000	80. ⁰⁰	108. ⁰⁰
5,000	140. ⁰⁰	189. ⁰⁰
10,000	250. ⁰⁰	337. ⁰⁰



Printing & Lithography

Business Cards 2 x 3.5 - Printed 14 pt. C/2/S Premium grade stock

	1,000	2,000	5,000	10,000
4/1	\$50.00	\$70.00	\$130.00	\$220.00
4/4	\$90.00	\$110.00	\$190.00	\$320.00

Post Cards 4.25 x 6 - Printed 14 pt. C/2/S Premium grade stock

	1,000	2,000	5,000	10,000
4/1	\$100.00	\$120.00	\$160.00	\$310.00
4/4	\$110.00	\$130.00	\$190.00	\$350.00

Letterhead 8.5 x 11 - 24# bright white 25% cotton 50% recycled

	1,000	2,000	5,000	10,000
4/0	\$299.00	\$380.00	\$875.00	\$1500.00

Centrally Located in Chico California
1 (888) 703-3331 • www.wizardgraphicsinc.com



AmericasPrinter.com

The easiest way to print today.

From 1000 to millions, we get your product printed fast....

We're a 40" Heidelberg® printshop designed to turn your job fast. We print 24 hours a day. We'll print and ship most jobs anywhere in the USA within 2-3 days from your order and data file.

From Film to Finishing, One Price completes the Job!

15pt Super Heavy C/2/S cardstock

w/ Gloss UV on color side(s) - 175 line Kodak film included.

		1000	2500	5000	10000
Business Card dimension size 3.5" x 2"	4/1	\$50	\$70	\$130	\$220
	4/4	\$90	\$110	\$190	\$320
1/4pg Postcard dimension size 4.25" x 5.5" or 2.75" x 8.5"	4/1	\$130	\$130	\$190	\$340
	4/4	\$170	\$170	\$260	\$470
1/2pg Postcard dimension size 5.5" x 8.5" or 4.25" x 11"	4/1	\$190	\$190	\$340	\$650
	4/4	\$260	\$260	\$470	\$850

100lb Cover Cardstock C/2/S Gloss

Grade 1 Sheet - 175 line Kodak film included.

		2500	5000	10000	15000
1/4pg Postcard dimension size 4.25" x 5.5" or 2.75" x 8.5"	4/1	\$120	\$160	\$310	\$440
	4/4	\$130	\$190	\$350	\$490
1/2pg Postcard dimension size 5.5" x 8.5" or 4.25" x 11"	4/1	\$160	\$310	\$595	\$850
	4/4	\$190	\$350	\$640	\$910

100lb Gloss Book (text) C/2/S

Grade 1 Gloss Sheet - 175 line Kodak film included.

		1000	2500	5000	10000
One sheet dimension 8.5" x 11" - This can be folded as a tri-fold, half fold, etc. Folding additional	4/0	\$199	\$280	\$445	\$690
	4/4	\$295	\$395	\$550	\$895
Brochure / Poster dimension 11" x 17" - This can be folded as a 4 page brochure, tri-fold, etc. Folding Additional	4/0	\$345	\$445	\$690	\$1095
	4/4	\$430	\$550	\$895	\$1395
8 Page Catalog 8.5 x 11 w/ folding & saddle stitching	4/4	\$985	\$1295	\$1760	\$2695
	4/4	\$1895	\$2495	\$3295	\$4970

714.521.1100 CA • 800.552.1303 toll free
714.521.5650 fax • jobs@AmericasPrinter.com
6940 Aragon Circle, Buena Park, CA. 90620

Poster Printing



Prints
as low as
\$5.00
sq. ft.

We print large format posters, banners, tradeshow graphics, digital prints and more from your digital files. Full color professional quality prints for all types of presentations. Please visit our website for the latest information, pricing, and online ordering.


Visit Us Today!

epostershop.com

www.epostershop.com

1-866-200-0048

THE VERY BEST IN COMMERCIAL PRINTING



\$202 - 1,000 8.5x11 Flyers

Excellent for Sales Sheets, POP, etc.

\$1,290 - 2,500 8pg Catalogs

Perfect for Annual Reports, Product Catalogs, Sales Booklets, Journals, etc.

\$135 - 1,000 4x6 Postcards

For Gallery Shows, Direct Mail, etc.

\$50 - 1,000 Business Cards

For Leave-Behinds, Mini Head Shots, etc.

The Best Prices and Quality For

Postcards • Business Cards • Flyers • Brochures • Posters • Catalogs
Stationery • CD Case Calendar / Portfolio • Custom Print Work

Free Samples - Request Your Packet Today

www.sharpdots.com • toll free 877-742-7789 • info@sharpdots.com

sharpdots.com

Your Online Resource For All Your Printing Needs

BIG POSTERS & HUGE DISCOUNTS FROM YOUR COMPUTER FILES

HIGHEST QUALITY PRINTS AT THE BEST VALUE ANYWHERE • STATE OF THE ART EQUIPMENT • UP TO 100% OFF

24" x 36" Full color print on 7 mil high or low gloss paper \$25 NO MINIMUMS VOLUME DISCOUNTS	36" x 48" Full color print on 7 mil high or low gloss paper \$50 NO MINIMUMS VOLUME DISCOUNTS	48" x 72" Full color print on 7 mil high or low gloss paper \$125 NO MINIMUMS VOLUME DISCOUNTS
---	---	--

FOR MORE INFO & PRICING VISIT OUR WEBSITE
www.BIGPOSTERS.com
CREATIVE JUICES PRINTING & GRAPHICS INC.
100 New York Ave. Suite 100 • New York, NY 10013 • Tel: 212-693-6033 • Fax: 212-693-6034 • 40 West End Ave., Louisville, KY 40202

1-888-880-HUGE

Choose 177 at www.macworld.com/getinfo

SHOWCASE

YOUR PRODUCTS

TO OVER 2 MILLION READERS

*SOURCE: INTELLIQUEST CIMS v. 8.0

Macworld

1.800.597.1594

TRADE PRINTERS WHO CARE

NEW 5-COLOR PRESS WITH AQ COATING

ZOO PRINTING

FREE AQ Coating • FREE Direct to Plate,
FREE Digital Proof • FREE Proof On-Line
Shipping Available: FedEx, UPS & Trucking

310 253-7751

Fax 310 253-7763 • www.ZooPrinting.com

FLYERS

	1000	2500	5000	10,000
8.5" x 11"				
100# Gloss Book + AQ Coating	4/0 95	175	225	346
	4/4 195	250	295	465

BROCHURES

	1000	2500	5000	10,000
11" x 17"				
100# Gloss Book + AQ Coating	4/0 190	350	450	695
	4/4 390	495	595	850

POSTCARDS

	2500	5000	10,000
Postcard 4.25" x 6"			
12 point C2s + AQ Coating 1 side	4/4* 185	245	390
Postcard 5.5" x 8.5"			
12 point C2s + AQ Coating 1 side	4/4* 280	350	555

All prices subject to change without notice; *same price for 4/1

showcase showcase showcase showcase

shareware
developer?

reach over
1.7 million
Macintosh
buyers and
still maintain
your marketing
budget*

*Source: IntelliQuest CIMS v 9.0

800-597-1594

Macworld

showcase showcase showcase showcase

DATA RECOVERY: 800-440-1904

7 great reasons to choose DriveSavers:



- Fast, advanced, proprietary techniques.
- Recommended and certified by all hard drive manufacturers.
- All operating systems; Mac, Windows, OS/2, Netware and UNIX.
- All storage devices including SAN, RAID and NAS systems.
- Instantly retrieve recovered data with DataExpress™.
- Government Contracts and High Security Service.
- Featured on MacWorld, MacAddict, CNN, BBC, and others.



"We Can Save It!"

Visit DriveSavers at www.drivesavers.com

©2003 DRIVESAVERS, INC. 400 BEL MARIN KEYS BLVD., NOVATO, CA 94949 INTL: 415-382-2000

Choose 211 at www.macworld.com/getinfo

SHOWCASE

YOUR PRODUCTS

TO OVER 2 MILLION READERS

*SOURCE: INTELLIQUEST CIMS v. 8.0

Macworld

1.800.597.1594

Macintosh® Service & Support

Nationwide, On-Site Office & Home
Provided by Local Mac Support Experts

- ◆ Troubleshooting
- ◆ Networking
- ◆ Upgrades
- ◆ Graphics
- ◆ Training
- ◆ Database
- ◆ Digital Video

Mac
Support
Experts

1-877-865-6813

www.MacSupportExperts.com

Data Recovery in hours.

- Over 16 years of experience with clients worldwide including Apple, NASA, HP, and FedEx.

- We've recovered more than 1 million gigabytes of Mac Data alone.

- You only pay when there's a recovery.

- Express One-Day Service is available.

- www.lazarus.com

415-485-5555 • FAX 415-495-5553 • RESTRICTIONS MAY APPLY
379 Clementine Street • San Francisco, California 94103



LAZARUS

DATA RECOVERY

Working at the speed of business.

800-341-DATA

Choose 217 at www.macworld.com/getinfo



iPod armor

aluminum hard case for your iPod™

Stylish, lightweight and rugged, iPod Armor keeps your iPod looking as new as the day you bought it.

- anodized aluminum shell with protective foam interior
- total access to all iPod controls when open
- total protection when closed

www.ipodarmor.com

halfkeyboard

one-handed typing for your Mac or PDA

An ultra-compact, one-handed version of the standard desktop keyboard.

- 88% as fast as a full keyboard
- easy to learn - uses your existing skills
- leaves your other hand free to use the mouse, stylus, or joystick

www.halfkeyboard.com



ADC • DVI • CAT-5 • USB

Extenders • Converters • Switchers • Distribution • Adapters

ex•tend•it ADC Switcher

ADC, DVI, USB and Audio Switcher

Ideal for switching Monitor, Keyboard/Mouse and Audio between two computers connected to an ADC Flat Panel Display



DVI to ADC

Conversion Box

Extends and Connects an Apple Flat Panel Display to any Mac or PC Computer

Macworld



800-545-6900

www.gefen.com

Looking to save on Games?

Look no further....Go to where gamers go!

GoGamer.com


Best Selling Titles In Stock

Start Saving Now....Visit us @ www.gogamer.com

STUDENTS!

**Save up to 75% OFF
popular software!**

**Thousand Of Titles
Available!!**



FREE CATALOG!
Serving Students, Faculty and Schools Since 1990

1-800-874-9001

www.JourneyEd.com

JourneyEd
Education Marketing

Offer for U.S. & Canadian degree-seeking students only.
Proof of student status required with order.

Choose 174 at www.macworld.com/getinfo

1-800-4-MEMORY

**WE
BEAT**

**ALL
PRICES
ON
MEMORY**

**CALL AROUND -
THEN CALL US !!**

**SEE OUR NEW
HYPER SPEED
MEMORY**

WWW.18004MEMORY.COM

**STUDENTS &
TEACHERS**

Unbelievable Software Savings!

ADOBE

Web, Design, Publishing & DV

Collections all at over 65% off!

Acrobat 6.0.....Call!

MICROSOFT

Office for OS 9 or X.....Call!

MACROMEDIA

Studio MX 1.1.....\$171.95*

Flash MX.....\$94.95

Director MX.....\$474.95*

AND MORE!!

Coda Finale 2003.....\$210.95

ISI EndNote 6.....\$94.95

Corel Painter 8.....\$93.95

WordPerfect Office 11.....\$94.95

Boris Red 2.5.....\$734.95*

*Price after \$15 mail-in rebate.

**FREE
SHIPPING
for online
orders!**

We'll beat any price in this magazine. GUARANTEED!

<http://MACWORLD.SPRYSOFT.COM>

1-800-840-6786 x201

Sprysoft

ACADEMIC DISCOUNTS

**Save Up To 80%
On Name Brand Software**

FULL VERSION ACADEMIC PRICES FOR STUDENTS & TEACHERS

Adobe®

Acrobat 6**Save 61%**

Design Collection**Save 60%**

Illustrator 10**Save 77%**

Photoshop 7**Save 52%**

Web Collection**Save 66%**

Macromedia®

Contribute\$74

Dreamweaver MX.....\$94

Flash MX.....\$94

Studio MX.....\$189

Microsoft®

Office X**Save 60%**

FrontPage 2002**Save 53%**

Office XP Pro.....**Save 67%**

NewTek®

LightWave 3D 7.5\$395

Aura 2.5\$395

Procreate®

Bryce 5.....\$49

Painter 8\$94

KnockOut 2.....\$145

KPT Effects.....\$39

**ALL MAJOR MANUFACTURERS...
ALL AT HUGE DISCOUNTS!**

MW.AcademicSuperstore.com



**ACADEMIC
SUPERSTORE**

CALL US TODAY!

1-800-218-7455

Choose 180 at www.macworld.com/getinfo

**shareware
developer?**

**reach over 1.7 million
Mac buyers and still
maintain your
budget***

*Source: IntelliQuest CIMS v 9.0

800-597-1594

Macworld

be visible

Call the Mac Experts!

REFURBISHED COMPUTERS

Units are factory refurbished with a one year Apple warranty. Buy AppleCare and get a three year warranty and much more!

There's virtually no difference between these machines and the brand-new ones. Each of these models comes with Apple's full-year warranty!

iMac® G3/600 CRT, 128 MB RAM, 40 Gb HD, CD-ROM, 56K \$688
iMac® G3/500 CRT, 64 MB RAM, 20 Gb HD, Includes AppleCare®! \$749
iMac® G3/600 CRT, 256 MB RAM, 40 Gb HD, CD-RW \$799
iMac® G4/800 LCD, 256 MB RAM, 60 Gb HD, SuperDrive \$1269
iMac® G4/1-GHz LCD, 256 MB RAM, 80 Gb HD, SuperDrive, 56K Modem, 17" Screen \$1688

PowerMac® G4/1-GHz, 256MB RAM, 60 Gb HD, ComboDrive, 56K modem \$1269
PowerMac® G4/933 MHz, 256MB RAM, 60 Gb HD, SuperDrive \$1699
PowerMac® G4/Dual 1.25-GHz, 256MB RAM, 80 Gb HD, ComboDrive \$1788
eMac® G4/700, 128MB RAM, 40 Gb HD, CD \$699
eMac® G4/700, 128MB RAM, 40 Gb HD, Combo Drive, 56K \$849



Refurbished
17" Apple®
LCD Display
Just \$588!

You'll be hard-pressed to find a better deal than this on a genuine Apple® LCD display! Be sure to ask us about the complete line of Apple® displays, including the new 20" Cinema Display!

AppleCare: The best extended warranty program in the industry. Ask Us Why!

Ask us about: **Apple Financing!**

SUPER SPECIALS!

Buy a New G4 Power Mac and Receive:

- The 512 MB RAM "no stinkin' rebate" Deal
- FREE MYOB First Edge Software
- USB Keyboard Light
- FREE Pro Sound 2000 Speakers

VST FireWire™ Desktop Hard Drives. 2 Ports!
20GB only \$99
30GB only \$129

OS-X compatible
New Epson USB Laser Printer For Only \$239!

Free Koss KSC-50 Head-Phones! With Any New iPod Purchase.

Used Blue & White Apple Displays Now only \$119!

Huge Allotment of New Custom-Configured PowerBooks in Stock!

PowerBook® G4/667, 512 RAM, 30 Gb, ComboDrive, Airport Card \$2138
PowerBook® G4/667, 512 RAM, 40 Gb, ComboDrive \$2159
PowerBook® G4/800, 512 RAM, 60 Gb, ComboDrive, Airport Card \$2399
And many more!



WE TAKE TRADE-INS!

Looking to trade-in your old Mac? We'll take your Mac OS computer in trade toward the purchase of new product. Call one of our expert Mac consultants for full details.

Free Ram with Select iMac Purchases! Call for the latest pricing!

Get TONS of Free Stuff When You Buy A New G4 PowerMac!

Free RAM, Free Carry Case & Free Kryptonite® Lock With Any New iBook!

DISPLAYS & PRINTERS

LACIE We've Got The New Lacie Electron Blue IV CRT Monitors. Stellar Color, Clarity and Quality. 2048x1536 Maximum Resolution.

Apple 15" CRT MultiScan Display - used \$49
Apple 17" MultiScan Display - used \$99
Apple 17" LCD TFT Display - refurbished \$588
Apple 20" LCD TFT Display - new \$1295
Apple 23" LCD TFT Display - new \$1995
Lacie 19" CRT Display Electron Blue IV \$399
Lacie Blue Eye Vision Color Calibrator \$499
Lacie 22" CRT Display Electron Blue IV \$899
Lacie 22" Elec. Blue IV Display w/ Calibrator \$1299
Lacie 20" Photon LCD Monitor \$1399

Epson C80 Bundle - Includes USB Cable, Print Master Software, Epson Ink Pen, Free black Ink Cartridge Certificate! Only \$88
Lexmark Optra S 2456N LaserPrinter \$949

USED COMPUTERS

6100/215 MHz 40MB RAM, 350 Mb HD, CD \$41
PowerCenter 604/150 MHz 32MB RAM, 256 HD \$69
PowerBook G3/233 MHz 160MB RAM, 266 HD, CD \$429
Desktop G3/266 MHz 320MB RAM, 4 Gb HD \$438
iMac G3/266 MHz 64MB RAM, 6 Gb HD, CD \$449
Tower G3/400 MHz 128MB RAM, 96b, CD \$569
Tower G3/450 MHz 128MB RAM, 106b HD \$679
iBook G3/466 MHz 192MB RAM, 106b HD, DVD \$979
PwrBk G4/500 MHz 512MB RAM, 206b, DVD \$1569

A MAC FOR JUST \$35?
 It's true! PowerMax has an extensive line-up of quality, pre-tested used Macs -- all with a 90-day warranty.

SUPER-LOW PRICED PACKAGE!
 Wow! A Great System For Minimal Bucks!
 Includes a Factory Refurbished eMac G4/700, new Epson C60 Color Printer Package and Refurb Epson 1250 Scanner!
Only \$849

CAMERAS AND SOFTWARE

Get a FREE Case Logic Photo-Video Bag With Any New Digital Camera!



Get a free Shuttle Pro with Final Cut Pro 3.0 Purchase!
Only \$995
 Buy any New Mac and get MS Office for OSX for only \$199

Only \$199

Custom Macs, Built To Order!

We can upgrade your new Mac with extra hard and optical drives, more RAM, powerful video cards and more. Call our experts and find out how!

GET THE MAC YOU'VE ALWAYS WANTED!

The ProScope
 DIGITAL USB MICROSCOPE
 This amazing, hand-held microscope captures images on your computer screen at 10X, 50X, 100X, even 200X magnification! A great tool for industrial, law enforcement and educational purposes!
Only \$199! (Mac or PC)

STORAGE SOLUTIONS

LACIE
 120GB 7200 RPM FireWire D2 Hard Drive \$249
 200GB 7200 RPM FireWire D2 Hard Drive \$369
 400GB 7200 RPM FireWire D2 Hard Drive \$729
 DVD-RW D2 FireWire w/ Mac OS X \$379
 Authoring Software \$379

We Carry a Huge Selection Of Hard Drives, CD-Burners and Removable Media from All Major Manufacturers!

POWER MAX

Order Online or Call One of Our Mac Experts!

WWW.POWERMAX.COM

Daily specials & blowouts • Bargain Basement Deals • New, used & refurb lists
 Digital video packages • Important National Macintosh News Updated Daily!

800-613-2072

Local: (503) 624-1827 • Fax: (503) 624-1635
 email: sales@powermax.com

Knowledge is Power

Are You A Member Of A User Group?
www.applemugstore.com

PowerMax is a division of Computer Stores NW, Corvallis, OR.

Macintosh User Group members enjoy access to a very special Apple-sponsored web site featuring super deals on the latest Apple products and more! If you are currently not a member of an Apple User Group and would like access to the MUG Store special offers, discounts, and resources, contact an Apple User Group near you to sign up.



Choose 208 at www.macworld.com/getinfo

POINT OF SALE • INVENTORY CONTROL



CCD USB barcode
scanners starting
at only \$135.00

Software & Hardware for:

- Retail/Wholesale
- Mail Order/Distribution
- Rentals/Service/Repair
- Payroll/Check Printing
- Fully Integrated Accounting
- FileMaker™ & 4D™ Tools
- Multi-Site /Cross Platform
- Receipt Printers
- Barcode Readers/Printers
- Cash Drawers
- Mag Stripe /ID Cards
- Ribbons/Paper/Labels

ShopKeeper POS Software for Mac OSX



Free Catalog & Demo CD
or download demos
off of the website.

(800) 622-7670

www.posdirect.com

sales@posdirect.com • (618) 457-5351 vox • (618) 457-1632 fax



MAC-PRO

SYSTEMS & SOFTWARE
www.mac-pro.com
Visit our Web Site or Call for
a Great Selection of iBooks,
TiBooks, Towers, iMacs & Hard
to Find Older Models!

G4 Titanium 867
867MHz, 256mb RAM
40gb Hard Drive
CDRW/DVD Combo
Apple Refurb/1 Yr. War.

\$1949
Sign up for our Mailing List Today!
Any Ad is a Mac-Pro Ad!
800-525-3888

Choose 192 at www.macworld.com/getinfo

MEGA MACS .COM

Full Upgrade w/10.1 **\$89**
Full Upgrade **\$79**
Full Upgrade **\$69**

Full Upgrade **\$279**
Full Upgrade **\$179**

Ti 4600 AGP \$289
+ A lot more MegaDeals!

918-664-MACS (6227) WE BUY MACS!
fax: 918-663-6340 Prices rounded down & may change

SHOWCASE

YOUR PRODUCTS
TO OVER 2 MILLION READERS

*SOURCE: INTELLIQUEST CIMS v. 8.0

Macworld

1.800.597.1594

USED MACS



MAC OF ALL TRADES .COM

800.304.4639

BUY or SELL
ONLINE

sales@macofalltrades.com

shareware
developer?

reach over 1.7 million
Mac buyers and still
maintain your
budget*

*Source: IntelliQuest CIMS v. 9.0

800-597-1594

Macworld

be visible

Best
Prices On

Memory

for all
Apple CPUs

Lifetime Warranty

Computer Model or Socket Type	RAM Type/Description	Prices listed by module MB size:	32	64	128	256	512	1gb Kit
G4 Dual 1GHz/1.42GHz	DDR PC 2700	-	-	-	-	37	59	115
Xserve/G4 Dual 867	DDR PC 2100	-	-	-	-	32	55	109
PowerBook® G4 12"	DDR PC 2100 SODIMM	-	-	-	-	46	85	-
PowerBook® G4 17"	DDR PC 2700 SODIMM	-	-	-	-	49	89	169
G4 iMac®	PC-133 168 pin CL3	-	-	11	29	59	113	-
G4 AGP 466-Dual 1GHz	PC-133 168 pin CL3	-	-	11	29	59	113	-
PowerBook® G4	PC-100 144 pin CL2	-	-	-	-	29	79	155
G3/G4/iMac® 350-600	PC-133 168 pin CL3	-	-	11	29	59	115	-
PowerBook® G3	PC-100 144 pin CL2	-	19	22	49	109	129	-
iBook®/iMac® 233-333	PC-100 144 pin CL2	-	19	22	49	109	129	-
168 pin DIMMs	-	13	17	27	-	-	-	-
72 pin SIMMs	-	9	19	-	-	-	-	-

Note: The memory market
is extremely volatile, check
our website for the most
up-to-date pricing.

Plus: **Insanely
Great
Deals!**

Hard Drives on Sale!

Size	RPM	Type/Buffer	Int/Ext	Price
80gb	7200	FireWire® Oxf 911/2	Ext	\$ 147
120gb	7200	FireWire® Oxf 911/2	Ext	177
200gb	7200	FireWire® Oxf 911/2	Ext	308
80gb	7200	ATA-100/2mb	Int	94
120gb	7200	ATA-100/2mb	Int	132
120gb	7200	ATA-100/8mb	Int	146
200gb	7200	ATA-100/2mb	Int	245
External 3.5"	FireWire case w/ Oxf 911			55

Software & Specials!

Apple iLife® w/FREE shipping	\$ 49
AppleCare® for iBook®	192
AppleCare® for Power Mac® (+Display)	192
AppleCare® for PowerBook® (+Display)	262
AppleCare® for iMac®/eMac®	132
Mac OS 8.6 w/Free 8.5 CD	79
Contour ShuttlePro	87
Contour Space ShuttlePro	39
Kensington Flylight USB	15
Microsoft Word/Entourage 2001	99
DVD-R 10-pak 4.7gb (single sided)	15
BYTECC Mini Slim 4 port USB Hub	9
BYTECC Slim 4 port USB 2.0 Powered Hub	25
BYTECC 6-in-1 USB Card Reader	19
Apple AC Adapter PowerBook G3/iBook	69
Griffin PowerMate	38
Griffin iMale USB/ADB Adapter	35
Griffin iMic USB Audio Adapter	30
Blue-Gene USB BlueTooth Adapter	38
Dr. Bott ADC/VGA Extractor	27
G4Port Internal Serial Port	39
LaCie CD-RW 52x24x52 FW d2 case	169
LaCie DVD-R 4x2x12 FW/USB2.0 d2 case	369
LaCie Electron 19 Blue IV Natural Flat	379

Macs, Macs, Macs and More! New & Discontinued Models, too!

Power Mac® G4 All new DUAL configs PLUS... Free Shipping & Free 1GB RAM w/ \$39 install fee	600MHz 128mb/20gb CD-ROM \$799 700MHz 128mb/20gb Combo \$999	12" Powerbook G4 867 MHz 256mb High-Speed Drive only \$1,999
LaCie 200gb FireWire 800 External 7200 rpm d2 \$469	12.1" iBook Super Deals! PLUS... Free 256mb RAM w/ \$39 install fee	Final Cut Pro 4.0 IN STOCK - CALL or CLICK!

TRADE UP YOUR G4 NOW! CALL FOR A QUOTE 1-800-80-WE BUY

*Check website for details on new computer purchases. Not responsible for typographic errors. Limited to stock on hand. Not valid in combination with any other promotions.

www.macsolutions.com



MacSolutions, Inc.
11933 Wilshire Boulevard
West Los Angeles, CA 90025
Phone: (310) 914-3200
Fax: (310) 966-4433
University & School P.O.'s Welcome
Note: Prices subject to change without notice. All code 402

Authorized Reseller Apple Specialist



800-873-3726

www.macsolutions.com

POWERON computer services

800-673-6227



G3, G4, iMAC & eMAC DEALS

16W 400MHz 128/10GB/CD/ENET/56K	\$449.99	iMac 333MHz 64/8GB/CD/ENET/56K	\$429.99
16W 350MHz 128/10GB/CD/ENET/56K	\$599.99	iMac 400MHz 64/10GB/CD/ENET/56K	\$499.99
16W 233MHz 32/4GB/24XCD/ENET/56K	\$299.99	eMac 700MHz 128/40GB/CD/ENET	\$749.99

Add an Epson Stylus C42UX to any G3 or G4 computer for only \$39.99

PRE-G3 CLEARANCE

20 25MHz 8/160 MB/CD	\$29.99	All-in-One 526024/1GB/CD/14" Mtr	\$69.99
20 25MHz 8/160MB/CD	\$39.99	All-in-One 530024/750MB/CD/14" Mtr	\$79.99
6500/250 MHz 32/4GB/CD/ENET	\$89.99	All-in-One 540024/750MB/CD/15" Mtr	\$79.99

Add a Deskwriter 680c to any Pre-G3 computer for only \$49.99



CD-R & DVD DEALS HARD DRIVE DEALS

le epron 1800i 12x CDROM SCSI	\$49.99	Apple epron 4GB TH 50 pin SCSI	\$59.99
le epron 3600i 24x CDROM SCSI/ATAPI	\$69.99	Mac Ready 9GB HH 50 pin SCSI	\$69.99
le epron 6x or 8x DVD/ATAPI	\$89.99	Mac Ready 60GB TH G3/G4 EIDE	\$89.99
24x CDROM Trayloading	\$79.99	Mac Ready 80GB TH G3/G4 EIDE	\$99.99
24x CDROM Slotloading	\$89.99	Mac Ready 120GB TH G3/G4 EIDE	\$119.99
4x or 6x DVD Slotloading	\$99.99	Atto UL2D Dual Channel PCI SCSI	\$69.99
Internal CD/RW/Slotloading	\$179.99	Ext USB 2.0 3.5" & 5.25" Enclosure CD/MD	\$59.99
Decoder Card 8&W G3	\$69.99	Ext Firewire 3.5" & 5.25" Enclosure CD/MD	\$69.99

HARD DRIVE & CDROM CLEARANCE

le epron 300i 2x CDROM SCSI	\$17.99	Apple epron 40MB-400MB IDE / SCSI	\$9.99
le epron 600i 4x CDROM SCSI	\$22.99	Apple epron 500MB-840MB IDE / SCSI	\$14.99
le epron 1200i 8x CDROM SCSI	\$34.99	Apple epron 1GB TH 50 pin SCSI or IDE	\$19.99
le epron 2x DVD/ATAPI	\$39.99	Apple epron 2GB TH 50 pin SCSI or IDE	\$39.99
Ally 2 port USB PCI	\$34.99	UniBrain 3 port Firewire PCI	\$19.99
Ally 2 port USB 20 PCI	\$34.99	MacAlly USB/Firewire Combo PCI	\$44.99



OTHER DEALS DIGITAL DEALS

OS 8.1 CDROM 68040-G3	\$59.99	Global Village 56K v90 8&W Modem	\$29.99
OS 8.5 CDROM 601-G3	\$89.99	HP Laserjet 4M	\$89.99
be After Effects 5.0 MAC	\$269.99	HP Photosmart 1215vm	\$129.99
il KPT 6.0 Plug-ins MAC	\$69.99	Epson Stylus C42UX Printer -New	\$52.00
Wants to Be a Millionaire Sports	\$14.99	HP Scanjet 6350cxi	\$199.99
eba Canvas 7.0 Pro MAC	\$149.99	HP Scanjet 5470cxi	\$99.99
n to Speak Multiple Languages	\$19.99	IBM 17" VGA Series E Monitor	\$79.99
lia Cleaner Suite	\$99.99	Hansol 900P 19" MultiScan Monitor	\$99.99
lton USB Scroll Mouse	\$24.99	Apple 20" MultiScan Color Monitor	\$149.99
le ADB Mouse II	\$32.99	Black 17" TFT FLAT SCREEN Mtr	\$399.99
le ADB AppleDesign Keyboard	\$24.99	Mac Monitor to VGA Adapter	\$7.99

conditioned PCs. **IN STOCK** 19" Rack Enclosures. **IN STOCK**

WWW.POWERON.COM

PHONE SALES **WEB SALES**
5pm PST M-F 24 hours / 7 days
 Washington Blvd. STE 101 • Roseville CA 95678
16-677-6227 • 916-677-6228 fax

THE BIG PICTURE

continued from page 136

monochrome interface options, and a completely inflexible Dock without hierarchical folder displays.

Those features were left out because the Next folks didn't like the Macintosh way. Instead, they followed their arrogant philosophy: despite massive marketplace rejection, the Next operating system was really the superior product and would have dominated if only more people had seen it in action. What better way to prove this than forcing Mac owners to use that operating system? After all, if users had the freedom to choose an icon view or pop-up windows or a configurable Apple menu, they wouldn't see the genius of the Columns view, minimized windows, or the Dock.

In other cases, where the Macintosh way is obviously superior (for example, HFS Plus disks full of metadata about both the content of a file *and* the program that should open it), Apple has imposed guidelines to kneecap Macintosh advantages to the limits of the Next-preferred Unix file systems. Apple claims it's all about interoperability with Windows, but it insists on this philosophy even for programs that will never run on Windows—iDVD, for example, which happily generates files ending in *.dvdproject*.

Boondoggles invented at Next, such as prebinding updates to make up for an inherently slow binary file format, are revered in OS X. Features invented at Apple before 1996 are scorned, not because of quality but because of provenance.

To speed the OS X transition, Apple has to abandon its elitism.

Is Apple Listening?

Despite oodles of complaints over the past three years, Apple still ignores requests to drop the attitude and make OS X more like the Mac. In response, people who are very productive in OS 9 are ignoring OS X—and that means they're not buying new software or new Macs, which is a problem for a company that's flirted with red ink for the past several quarters.

Apple will soon show the next major version of OS X, named Panther, and if it wants to accelerate the OS X transition to an appropriate rate, it will abandon the Next elitism. There is no technical reason OS X can't restore any of the disfavored features. They're not present now because Apple management doesn't want you to have options that threaten Next's place in history.

But a forced choice is no endorsement. Millions more people could benefit from OS X if Apple would focus on serving them. But if the transition to OS X is really complete, politics has triumphed over productivity—and all Mac users have lost. □

MATT DEATHERAGE is the publisher of MDJ and MWJ, Macintosh newsletters available through www.macjournals.com. He refuses to use programs that don't properly implement file-type and -creator codes.

If the OS X Revolution Is Really Over, Then Everyone Has Lost

Transition Anxiety



I'M NO THEOLOGIAN, BUT I BELIEVE THAT THERE MUST BE a special level of hell reserved for Apple executives who think the only thing the Next operating system needed to succeed was a larger group of people

forced to use it. So far, the Mac market seems to agree: Mac OS X's adoption rate is far below what it should be, and while there's plenty of blame to pass around, Apple deserves a large share.

Numerology

The numbers tell a sordid tale. OS X 10.0 debuted on March 24, 2001, and by January 2003 had five million users. That seems quite good—until you realize that Windows XP reached a fifth of all worldwide Internet users in a little more than 11 months. OS X took twice as long to reach that percentage of Mac users—five million people—and that's after Apple included it free with about five million machines sold since May 2001. Oops.

Apple has responded to these lackluster results by counting the number of people currently using OS X, redefining that number as the amount required for a successful transition, and declaring victory. Try defining your income tax bill as "the amount I already paid," and see how much sympathy you get from the IRS.

This is the transition Steve Jobs has pronounced "basically over." If he truly believed that, he should have followed up his statement by weeping uncontrollably.

Why Don't They Upgrade?

OS X users typically don't understand why so many OS 9 users resist the new operating system. After all, OS X is a kick-ass operating system: it rarely forces users to reboot; it supports multiple processors as well as any operating system on the planet; and its Unix-based preemptive multitasking means that it doesn't bog down if you're downloading the bimonthly OS update, ripping CDs in iTunes, filtering the wrinkles out of your self-portraits in Photoshop, and updating your Weblog—all at the same time. Anyone who's lost the use of an OS 9 machine for a few hours while it works on a single task would never look back after switching to OS X.

Some more-controversial changes to the OS are completely justified, too. Apple was right to adopt Aqua, the first new look since 1995 ushered in the Platinum Age. And after last year, when two of my family members separately and accidentally threw away their entire OS 9 System Folders without realizing it, I've become a big fan of permissions even for

average users. You *should* have to know what you're doing to delete certain files. That's software evolution.

So why hasn't OS X conquered the world?

The Holdouts

Apple's official line is that a slow technology economy has discouraged people from buying expensive Power Macs, and that those who can afford the new boxes aren't willing to spend the money and switch to OS X unless all the programs they want are available natively. It's the I'll-switch-when-I-upgrade-but-I'm-not-upgrading-until-everything's-in-place-for-me-to-switch paradox.

But I don't buy the theory that most of the remaining OS 9 users have just been waiting for QuarkXPress. After all, before laying the blame on XPress, Apple first said they were waiting for Microsoft Office and then pointed the finger at Adobe Photoshop.

Once you account for Quark anticipation, and after you dismiss the cranky people who'll never switch for irrational reasons such as the lack of a rainbow-colored Apple menu, you're left with people who are capable of running OS X, and probably even own a copy, but choose not to use it. Apple desperately wants us to believe that this group is small, but the numbers say otherwise.

The problem for these holdouts is that OS X is full of disruptive changes that don't provide any benefits. Graphics professionals, for example, are used to working in one program that has to work as fast as possible. Preemptive multitasking actually makes most programs, though more responsive, a little slower.

Pop-up Finder windows, the old Application menu, the customizable Apple menu, and plenty more features went away for no particular reason. In return, we got the Dock, the static Apple menu, a View As Columns option in the Finder, an enforced disk hierarchy, and "prebinding."

And that's just on the surface. The originally demonstrated OS X Finder had *only* the Columns view, just like the Next Browser. Apple's Next-oriented management team thought it could replace AppleScript with a scripting language of its own until several large publishing customers took them to school. As late as the alpha stage, OS X had no Apple menu of any kind, no

Why hasn't Mac OS X conquered the world?

< continues on page 135



Font Management for Mac OS X. Purrrr.

Suitcase 10 | www.extensis.com/osx

Choose 9 at www.macworld.com/getinfo

Extensis™

©2003 Extensis, Inc.



MISSING SOMETHING?

As his discomfort became unbearable, Steve regretted not having a Kensington® Expert Mouse® Trackball.



When it comes to superior computer accessories, Mac® users know who has them covered. For 20 years, Kensington has led the way, with smart products for smart users. Like our award-winning Expert Mouse – simply the best, most acclaimed, most comfortable input device ever made...now available with Diamond Eye™ Optical Tracking – the most advanced cursor control technology on the planet.

Expert Mouse.
The ultimate choice
for complete comfort
and control.

**EXPERT
MOUSE
TRACKBALL**

4-BUTTON
SYMMETRY AND
MOUSEWORKS™ SOFTWARE
FOR EXCEPTIONAL COMFORT
AND FUNCTIONALITY

DIAMOND EYE™ OPTICAL
TRACKING FOR MAXIMUM
SPEED AND ACCURACY

SCROLL RING™ CIRCLES
THE TRACKBALL PUTTING PRECISE
CONTROL AT YOUR FINGERTIPS

Kensington®

The Mac® user's bare essentials.



Kensington is a registered U.S. trademark of ACCO World Corporation with issued registrations and pending applications in other countries throughout the world. Expert Mouse is a U.S. registered trademark of ACCO World Corporation. Scroll Ring, Diamond Eye and Mouseworks are trademarks of ACCO World Corporation. All other registered and unregistered trademarks are the property of their respective owners. ©2003 Kensington Technology Group, a division of ACCO Brands, Inc. 04/03. All rights reserved.

Visit www.expertmouse.kensington.com and see what we're all about.

Choose 1 at www.macworld.com/getinfo